

Waterworks Advisory Committee (WAC)
Meeting Summary
April 13, 2018

Members Present: Dwayne Roadcap, VDH (chair); David Van Gelder, Hanover Public Utilities (vice-chair); Skip Harper, DHCD; Roger Cronin, ACEC; Bailey Davis, DCLS; Scott Kudlas, DEQ; Jesse Royall, Sydnor Hydro; Ignatius Mutoti, VSPE; Geneva Hudgins, VA AWWA; Andy Crocker, Southeast RCAP; Steven Herzog, VWEA; Paul Saunders, DPOR.

Guests in Attendance: Jerry Peaks, RAP; Gregory Prelewicz, Fairfax Water; Theresa O'Quinn, Prince William County Service Authority; Christopher Gill, City of Norfolk; Tom Fauber, VA ABPA/JCSA; Jeff Wells, VDH; Bob Edelman, VDH; Jim Moore, VDH; Robert Payne, VDH; Nelson Daniel, VDH; Bennett Ragnauth, VDH; Dan Horne, VDH.

The meeting convened at 9:00 AM with quorum. There was no public comment.

Agenda Item: Welcome, Introductions, Purpose & Logistics – Dwayne Roadcap

- Meeting began with introductions around the room.
- Dwayne referenced the agenda, packet of information, index cards and dots. The PowerPoint presentations, chronology of events, comment letters from NOIRA and comments received in advance of this meeting were included in the packet of information.
- Dwayne explained that current VDH staff do not have the entire history of the regulation revision process and anything the staff might do or say to possibly offend would be unintentional and accidental.

Dwayne called for anyone that desires to be a part of the WAC to be heard. One representative from VA Backflow association wishes to be part of the WAC or otherwise provide input.

Dwayne explained the plan for the meeting as follows: the objective is to review the “baseline” version of the draft regulation that was sent out to the WAC. In the previous meeting, the WAC decided to review any changes made since the 2015 WAC. Dwayne explained that today is a scoping meeting to identify topics for future discussion. The idea is to list and prioritize topics today, then figure out how to address them. Three copies (3-ring binders) of the draft regulation were made available in the room.

The overall goal is to get the draft regulation for review by the Board of Health (BOH) at its December 13, 2018 meeting, due at least 30 days in advance of meeting. Once BOH approves it, it undergoes an executive branch review, then out for the 60-day public comment period.

In its last meeting, the WAC asked to pull together a Regulatory Advisory Panel (RAP) and to discuss the current “baseline” version of the draft regulations. Because in the past the RAP was

a rather large group (35 to 45 panel members), VDH decided to bring the WAC together today, rather than calling a new RAP or trying to reconvene members from the prior RAP. This process would ensure meaningful conversation from a facilitated discussion of no more than 18-20 persons. Dwayne believed a larger group would be difficult to facilitate and create numerous challenges.

The discussion for had many opportunities for members of the public to participate. Non-WAC members could use index cards and flip charts to communicate ideas. The last 10-15 minutes of each agenda item would be open to anyone for participation. The WAC could recognize anyone who submitted comments to participate on the subject of their comment. Non- WAC members could raise their hand to be recognized during today's discussion. There were flip charts in the room and non-WAC members could write topic ideas on the flip charts, in addition to using the index cards or participating at the end of each discussion topic area. Additionally, anyone who submitted prior comments during the NOIRA or prior to today's meeting would be allowed to participate directly on the topic while the WAC discussed it.

Dwayne reviewed topics offered prior to today's meeting and summarized comments on posters around the room. The group reviewed and commented on every comment offered during the meeting.

Agenda Item: Part I:

Robert Payne provided an overview of Part I as follows:

- Many changes were developed by VDH staff to make the regulations current, clarify and explain.
- Definitions are necessary when a term is used more than once.
- Waterworks Advisory Committee – some members proposed changes to clarify purpose and those ideas were incorporated to the extent possible.
- Some members had questions about highlighting changes from 2015 to present day. Section 320 is an example of a section that changed since the 2015 WAC/RAP process. Staff revised Section 320 to be consistent with the statute.
- Discussion about going back and looking at the law to make sure the regulations reflected any change to law. VDH staff indicated that the WAC is not established through statutory requirements. One WAC member suggested that the WAC should represent industry and the draft text is vague. The Commissioner of Health can consider key parts of the water industry and include them on the WAC. DEQ tries not to spell out specific names of groups and uses the same approach as VDH is proposing in the draft regulation. The WAC reviews bigger policies and does not just focus its conversation on the regulatory review process. Ultimately, the group thought the text and latitude offered for membership on the WAC was broad enough to include those who wanted to participate in

the process. Additionally, VDH could provide public notice and ask for persons or organizations who are interested in participating on the WAC.

- **From additional discussion, the WAC had the following Action Item: form a small group, chaired by Skip Harper, to work on Sections 55 and 610 with committee members Roger Cronin, Tom Fauber, Hugh Eggborn, and Steve Herzog. The Committee chair will coordinate a meeting and report back with recommended language to the WAC for vetting by end of May, 2018. The subgroup will clarify containment, jurisdiction, and inspection in 55 and revisit 610.**
 - The issues are as follows:
 - Sections 55 and 585 through 630 – Relationship of this chapter to the USBC – Waterworks containment facilities are part of the waterworks and need to meet the Waterworks Regulations. Isolation devices in premises are part of plumbing and need to meet the USBC. The subgroup will review this section to explain how the Waterworks Regulations and the USBC work together. The subgroup will clarify the jurisdiction of components within a waterworks facility (i.e., are waterworks facilities covered by the WWR, USBC, or both). The subgroup will clarify containment requirements.
- Enforcement – One person suggested that enforcement needs to consider type of facility, size of facility, and type of violation so that enforcement and warning letter would be graduated based on the type of violation. Some members reported VDH enforcement is dictated by EPA. One person wondered whether VDH could use the concept of a warning letter instead of a Notice of Violation. VDH staff will follow-up with Ignatius on this specific topic.
- Procedure for Operation Permit – One WAC member expressed concern about completing construction under a Construction Permit and beginning operation of waterworks before ODW issues the Operation Permit. This person worried about conflict between statutory requirement to have a permit to operate a waterworks and the lag between completing construction and issuing an Operation Permit. **VDH will review and report back to the WAC at its next meeting.**
- “VOC” should be “Volatile Organic Chemicals” and not include the word “manmade?” – **VDH will review and report back**
- “Applied water” definition versus raw water, ready for filtration? Issue is that for some water plants, the water applied to the filters is raw water. Definition for raw water is deleted – **VDH will review and report back**
- “SOC” means “synthetic organic chemical” and “Synthetic Organic Chemical” contains “SOC” – the acronym is repeated – **VDH will review and report back**

- “Service Connection” uses “service connection” in the definition – **VDH will review and report back**
- Definition of “Finished Water” should include “human” consumption (comment received prior to meeting) – **VDH will review and report back.**
- Section 45 – one commenter suggested to delete “environmental science” from the members of the WAC. This comment could be expanded to include adding specific participation, such as Mission H2O, Virginia Society for Backflow Prevention, or others to participate on the WAC. Several members expressed opposition to these changes. First, environmental science is deeply embedded in the water supply program. Next, the current wording gives great latitude for participation so those persons wanting to participate can. The broad language is similar to what DEQ tries to do for stakeholder participation. The WAC decided to table these ideas. **VDH will respond to the commenter.**

Agenda Item: Part II:

Jim Moore provided an overview of Part II as follows:

- A vast part of Part II is mandated by EPA and is governed by federal primacy requirements.
- Reviewed Operator Attendance requirements– The Commissioner can increase or reduce required attendance. This provision allows possibility to reduce operator attendance based on use of Supervisory Control and Data Acquisition (SCADA) or other automation or remote capabilities. One person commented that more specificity in Section 461 would keep case-by-case determinations consistent and fair. **VDH will revisit and report back at the next meeting.**
- Jim’s biggest concern is the operator attendance frequency is weekly for a system with chemical feed. He would prefer more frequent visits than required by the draft regulations. **VDH will revisit or expand 461.D.1 to provide clarification and report back.**
- One commenter asked whether VDH could include higher filter rates for emergency operation in 12VAC5-590-874. Section 510, the acceptable operating practices, prohibits operating a gravity granular media filter above its permitted filtration rate. Several members did not think an emergency provision in the regulations was necessary. These persons felt issues on operator attendance should be handled on a case- by- case basis with the Field Office. WAC decided to table further discussion of this item and believed no changes were required. **VDH will communicate with the commenter on this.**
- Section 580-610 – Cross Connection section – Needs work and will be addressed by Skip Harper’s subcommittee. The subcommittee considerations include the following:
 - Keep consistent with USBC
 - Effect on local jurisdiction

- Section 440 – reference “most recent edition” of Standard Methods instead of a specific year. **VDH will revise and report back.**

Agenda Item: Part III:

Bob Edelman provided an overview of Part III as follows:

- Virginia specific requirements, not mandated by EPA.
- The committee reviewed Sections 640 to 1235.
- For Section 930 – Fluoridation, there are a few changes since 2015 as follows:
 - Operational requirement – waterworks must provide written notification of intent to discontinue fluoridation – one person suggested this addressed operation and should be in Part 2 of the Regs. **VDH will review the most appropriate place in the regulations for this section and report back.**
 - One person commented that the about Board of Health “recommends” fluoridation – The response is that if the waterworks does fluoridation, the regulations contain the requirements.
 - One person wondered whether to move board “recommends” to part I.
 - One person thought this section could be moved to section 510.
 - One person noted this section is intended for systems that do not have naturally occurring fluoride, fluoride removal is a separate section.
 - **VDH will review the most appropriate place in the regulations for this and report back.**
- Section 882 – Membrane Filtration – This section was in the 2015 version reviewed by the WAC, but has been heavily revised and puts current VDH policy into regulations.
 - One person suggested a change to the title of the section. Bob Edelman thought the text of the section limits its scope. After consideration, the definition on the topic is too broad and should be more consistent with section 882. Some thought it better to change the title of Section 882 because the definition in Section 10 is correct. Several people thought clarifying the title would help or perhaps making a change to the definition. **VDH will review the definitions and recommend changes to clarify this.**
- Section 1005, UV Disinfection – This section was in the 2015 draft reviewed by the WAC but has been rewritten and puts current VDH policy in the regulations. This section now applies to all UV reactors instead of just surface water treatment facilities. For systems using UV for treatment, this allows use for 4 log inactivation of viruses. The WAC had no comments.

- Section 830 – Surface water sources – The deletion of the “safe yield” concept was an attempt to coordinate between VDH and DEQ, to let DEQ establish requirements for safe yield.
 - The Prince William County Service Authority is concerned and wants definition for safe yield in the regulations, and is concerned about unintended consequences.
 - DEQ commented that the “safe yield” definition, as-is and without change, is concerning. It is mathematically impossible for allocation of 1Q30 flows. The problem is that with a new drought of record, the 1Q30 flows always decline as each user gets an allocation. Some have asserted that there is a relationship between the VDH definition and DEQ withdrawal permit, but that is not the case. Mathematically, it is impossible for 1Q30 to work, once you give a number, then the next person downstream can’t have that. If there is a new drought of record, then the number gets revised down. The number leads people to believe they have certain volume of water that is mathematically impossible to use.
 - Some assert there is direct relationship between VDH and the Virginia Water Protection (VWP) exclusion, but there is no direct connection. Any VDH work on treatment capacity is never binding to DEQ.
- The capacity of a waterworks is a separate consideration from the source water capacity. Some waterworks don’t want to feel like they have a good capacity, but availability of water is subject to change. Some waterworks believe they have grandfathered source; but in essence, one cannot assert a particular volume unless you had prior 401 certification. DEQ interpreted highest pre-1991 withdrawal as grandfathered amount. When VWP changed in 2006, DEQ allowed people to provide maximum capacity and used those numbers for modeling. DEQ never agreed or acknowledged those numbers were or continue to be correct. There is no direct connection because DEQ never used it in the first place.
- Fairfax Water stated Section 830 was a top issue. This stakeholder feels the existing language provides clarity; there are no federal requirements that mandate a change to this section and the stakeholder believes there is no need to eliminate Section 830.
- In response, VDH staff responded that VDH has not used Section 830 for a number of years. Historically, VDH set safe yield for the source, but as time evolved, that responsibility moved to DEQ. Section 320 reflects a historical, but unused section that reflects an outdated role for VDH. Perhaps there is some gray area with grandfathered rights. Municipalities don’t want to lose a right that VDH recognized in the past.
- Safe yield is set by DEQ permit. DEQ permits the withdrawal, everyone must share the resource. VDH is focused on human consumption.
- Originally, VDH handled this topic. In 1980s, program moved to DEQ. At that point, VDH commissioned DEQ to publish safe yield of all VDH regulated facilities. If you read the report, DEQ did what VDH said to do, but the number does not include flow-by or other flows to protect water quality. The amount is less than what is published.

- The original water supply law in Title 62, that changed in the early 70s, moved from Title 62 to Title 32. Since then, VDH has been working with DEQ on a number of issues on water resource management. When the law was originally adopted in 1974, there was discussion based on old health standards (the 10 state standard). As we moved through the years, DEQ has become the state's water resource manager and safe yield comes from DEQ. Operationally, for surface water withdrawal, VDH always defers to DEQ. VDH does not use its outdated regulation for safe yield. VDH evaluates through DEQ's lens and defers to DEQ. The regulations currently describe an outdated and unused process. VDH proposed eliminating the regulation, but VDH could update to include the current process on how DEQ and VDH work together on this topic. For now, it is appropriate to remove VDH from safe yield. VDH staff is not using it and that has been the mode of operation for 10 to 15 years.
- Part III is new construction and does not address grandfather topic. The 1Q30 has no relevance; source capacity is for surface waters. This section does not address new versus modifying existing facility.
- DEQ is not in favor of keeping VDH definition. One WAC member commented that there is confusion between determining the capacity of a waterworks, separate from the availability of water. For grandfathering, DEQ has used asserted rights in modeling, but has not affirmed withdrawal amount, which might have led to a disconnect.
- Fairfax Water reasserted that the draft language in Section 830 is of concern and feels existing language is appropriate. This stakeholder believes VDH has a role in determining safe yield as stated in Title 32.1-172 and would like VDH to maintain existing language.
- In reply, one WAC member commented that historically, VDH did set safe yield numbers, but that responsibility has shifted to DEQ. DEQ establishes new surface water withdrawal limits, and withdrawal limits in groundwater management areas. Safe yield is set based on DEQ permitting and DEQ is best-suited to consider all demands on water, not just human consumption.
- Dwayne asked Fairfax and Prince William County Service Authority to reflect and wondered whether a subgroup would help. Upon discussion, the **WAC supported idea of forming a subgroup.**
 - **Action Item: Create a subgroup – VDH, DEQ, Mission H₂O, Fairfax Water, Roger Cronin, Prince William County Service Authority, and Norfolk. The subgroup will consider:**
 - Part 3 looks forward (design and construction of new facilities). In this context, the 1Q30 has no relevance – if plan comes in, and 1Q30 says 6MGD, but DEQ withdrawal permit is 3MGD, permit will be for 3MGD.
 - Suggestion to tie VDH regs to DEQ regs.
 - This does not address grandfathered withdrawals, since DEQ has not issued permits for them. How does VDH handle revision to existing permits? VDH works in conjunction with DEQ – but does not address

issue of rewriting regulations, but this part of regulations does not address existing waterworks.

- Address concern about removing language that existing waterworks have relied on as compared to not addressing this matter in the proposed revision.
- Consider more clarity about how VDH and DEQ work together on this issue: VDH defers to DEQ on resource management; perhaps the regulation could describe the VDH/DEQ review and permitting process.

Other Topics of Discussion

- Definitions – Are there conflicts with EPA? Approach: EPA will identify any conflict as part of its regulatory review. EPA will notify VDH so no action on this issue is required at this time.
- Ozone/Oxidation – Comment by Fairfax Water – Ozone and Biologically Active Carbon should be in the regulations. **VDH will follow up with Fairfax Water to review section 1004.**
- Section 190, Permits – One person asked about the lag time between an initial inspection of a newly constructed waterworks and issuance of an operation permit. The problem is the language states, “No owner shall establish, construct or operate any waterworks or water supply in the Commonwealth without a written permit from the Commissioner...” **VDH will revisit and report back at the next meeting.**
- Section 190 Permits – Comment to make this section consistent with the Code. **VDH will revisit and report back at the next meeting.**
- Section 200 A-C – Comment: keep as-is. WAC decided to table this item.
- Nanofiltration and RO – **VDH will investigate renaming title of this section.**
- Service Lines and meters, Total Water Production – under 10,000 gpd, no treatment, no production metering required, could be helpful for DEQ to require meters. Impact on small businesses. VDH is currently granting metering variances. All community waterworks shall be metered, especially with chemical feed. **Topic for discussion at next meeting.**
- Enforcement – Ignatius as asked for a one-on-one with Robert Payne. **VDH will set up one-on-one with Ignatius.**
- Revised Total Coliform Rule (RTCR) – This a federal rule. **VDH will share our final language at the next meeting.**
- Groundwater under the direct influence of surface water (GUDI) – The protocol to determine GUDI is a state decision. WAC decided to table this item.

Next Meeting: May 17, 2018. Meeting location TBD.

DRAFT AGENDA

April 13, 2018 WAC Stakeholder meeting

Page 2 of 2

- Start discussion on highest priority (25 min)
- Open discussion with all attendees (15 min)

12:35 – 1:15 PM

Working Lunch.

1:15 PM – 2:35 PM

Part III

R. Edelman

- Overview of Part III, comments about changes (10 min)
- Determine priority of discussion with WAC (30 min)
 - Review 3 x 5 index cards and flip charts
 - Use sticky dot exercise as needed
- Address comment letters as necessary.
- Start discussion on highest priority (25 min)
- Open discussion with all attendees (15 min)

2:35 PM – 2:45 PM

Break

2:45 PM – 3:15 PM

Next Steps

D. Roadcap

- Set agenda and ideas for next meeting.
- Establish subgroups as necessary.
- Discuss what worked well and what can be improved for next meeting.
- Next meeting is planned for April 26, 2018 in the mezzanine, Virginia Department of Health, 109 Governor Street, Richmond, Virginia 23219.

WAC Chronology

2005 – 2009 No meetings.

2010 – (11/18/2010) Meeting scheduled but cancelled.

2011 – (11/17/2011) No mention of amending the regulations.

2012 - (5/16/2012) No mention of amending the regulations.

2013

- **(1/17/2013)** Meeting scheduled but cancelled.
- **(5/16/2013)** 1st mention that ODW is undergoing a major regulatory review.

2014

- **(1/23/2014)** Discussed change from “domestic use” to “human consumption” in the definition of a “waterworks”. Update on establishing a Regulatory Advisory Panel (RAP). The ODW regulatory team is wrapping up Parts 1 and 2 and starting reviewing Part 3. Splitting and delaying Part 3 was presented as an option to the Director ODW who has indicated a desire to keep the process moving.
- **(3/20/2014)** Meeting scheduled but cancelled.
- **(5/15/2014)** Addressing the definition of a “waterworks” authorized by Chapter 333 of the 2014 General Assembly (formerly HB 674) is in progress. The deadline to the Virginia Register is October 1, 2014. Discussed specific topics for preliminary evaluation and input involving operator and staffing requirements, water supply and demand, surface water withdrawals and safe yield, and Groundwater Management Area well construction. ODW to send electronic copies of the sections to WAC members for comment/input.
- **(7/17/2014)** Binders to be distributed to the RAP for reviewing proposed revisions to the regulations. There are 31RAP members. ODW working on the Revised Total Coliform Rule with projected completion by the end of the calendar year.
- **(9/18/2014)** One RAP work group will be reporting recommendations at the September 25th meeting. Part 3 will be covered at the RAP meeting.
- **(11/20/2014)** Waterworks Operation Permit revisions. The standard Waterworks Operation Permit will be revised in all future permit issuances. The “Engineering Descriptions Sheet” will be replaced by “Operation Permit Conditions” categorized as follows:
 1. Operator Requirements.
 2. Treatment Technique Requirements.
 3. Operation, Monitoring and Reporting.
 4. Waterworks Capacity.

The conditions will capture unique performance requirements that may not have been clearly delineated in previous permits. The Engineering Description Sheet will still be developed by ODW but will no longer be part of the permit. **ODW will not be revising existing Operation Permits unless there are changes to the ownership, waterworks classification, or conditions.** No definition in the *Waterworks Regulations* for “Safe Yield.” Mr. Kudlas of DEQ responded that “Safe Yield” is used by DEQ, not VDH. Mr. Higgins would like to have the *Waterworks Regulations* **define all the water produced by a waterworks, such as for backwashing filters, fire-fighting, flushing, etc., not just for human consumption.** Mr. Payne asked whether the “Finished Water” definition in the regulations would meet his request. Mr. Higgins said that he would review the definition. The question was then raised whether that current definition is retained in the revised regulations.

2015

- **(1/15/2015)** **VDH and DEQ staffs to collaborate on discussed concerns over safe yield** and report to WAC by the May meeting. Some areas of discussion included:
 - How will safe yield be determined for intakes requiring a VWP permit?
 - How will safe yield be determined for grandfathered intakes not requiring a VWP permit?
 - With VDH proposing to eliminate “safe yield” from the *Waterworks Regulations* but safe yield still being a component of “permitted capacity”, how will the source capacity be determined for waterworks with grandfathered intakes that do not require a VWP permit?
 - Has VDH already established safe yields for grandfathered intakes?
- **(3/19/2015)** ODW will not be able to adopt the proposed amendments to the *Waterworks Regulations* in time to meet the deadline for adoption of the RTCR into the *Waterworks Regulations*. Consequently, the RTCR will be incorporated into the *Waterworks Regulations* through a separate action.
- **(5/21/2015)** Implications of moving the **determination of safe yield from the *Waterworks Regulations* to the VWP regulation.** DEQ would determine safe yield based on system operation modeling of the water works and cumulative impacts on beneficial uses of the resources during the drought of record. DEQ outlined a tiered process for determining grandfathered and excluded water withdrawal amounts to be used in that analysis. DEQ indicated that the process was transparent and that if there were differences of opinion on numbers there were opportunities to deal with them during the analysis and during any subsequent public comment on any new or expanded permits that are issued. Mr. Kudlas of DEQ responded to member questions. RTCR adoption by exempt action.
- **(7/16/2015)** The RTCR will be included in the full regulations revision and thus be included in the APA process at that time.
- **(9/30/2015)** **WM 918 Design and Construction – Disinfection of Water Mains, Distribution Storage Tanks, Wells and Treatment Facilities which addresses procedures until the *Waterworks Regulations* are adopted,** will be posted on Town Hall.
- **(11/19/2015)** Three **public hearings for the VWP regulations.** Public comment from November 16, 2015 until January 29, 2016. An information briefing will be held 30 minutes prior to the hearing.

- January 11, 2016 – James City County Board of Supervisor Board Rm, Williamsburg, VA
- January 12, 2016 – DEQ Northern Regional Office, Woodbridge, VA
- January 13, 2016 – DEQ Blue Ridge Regional Office, Roanoke, VA

2016

(1/21/2016) DEQ status of the VWP regulatory revision process, including changes to the surface water withdrawal requirements. Primary concern that the safe yield language could be used to limit excluded users. Legislative update – a groundwater permit bill introduced in three identical bills. The bills would create a program to encourage permittees to accept the proposed DEQ reductions in exchange for a longer unreduced permit term.

(3/17/2016) State Health Commissioner asked ODW to look at strengthening language in the Consumer Confidence Rule (CCR) templates. Suggestion that ODW could incorporate non-detect language into the CCR template. On February 29, 2016, the EPA forwarded its “Clarification of Recommended Tap Sampling Procedures for Purposes of the Lead and Copper Rule,” and the Memorandum has been forwarded to DCLS. Changes to the surface water withdrawal requirements will be presented to the State Water Control Board on April 1, 2016. Responses to comments received during the public comment period will be available five days prior to the meeting. There will be some changes. A Fast-Track action that amends the Groundwater Withdrawal Regulations to include requirements for submittal of well construction data to DEQ. VDH ODW and OWS staff is in the process of revising the VDH permit coordination procedures for Groundwater and Surface Water applications/permits that affect waterworks.

(5/19/2016) The Regulations revision is on hold until the RTCR effort is completed. ODW is conducting a routine periodic regulations review which will resolve some minor issues with the Regulations. This will allow the RAP to focus on major technical issues once it reconvenes. Collaborated with the Population Health staff to develop a Lead in Drinking Water data story now posted on the VDH webpage. Members supported education and more rigorous enforcement/prosecution of existing criminal statutes in some localities. ODW will explore partnering with certain localities to educate law enforcement and Commonwealth Attorneys on the potential risks associated with crimes involving trespass/vandalism/tampering of waterworks and encourage more rigorous enforcement/prosecution. VDH and DEQ staff met with the Virginia Well Water Association on April 27 to prioritize the final steps for rolling out the revised GW-2/Unified Water Well Completion Report Form and the online Well Registration platform by July 1, 2016. The revised VWP regulations will be published on June 13, 2016.

(7/21/2016) The periodic review of the Regulations received no comments during the Public Comment period in May. The waterworks Regulations will remain as is for now. The full Regulation review/revision process started in 2015 will resume later this year with the work done so far sent to the Regulations Advisory Panel and the WAC for their review and comment. The 18-24 month process has three steps: 1) issuing a Notice of Intended Regulatory Action, 2) drafting proposed Regulations, 3) adopting the final Regulations. The target for completion for this review/revision is winter 2017.

(9/22/2016) Current regs with RTCR incorporated, effective date is November 2, 2016. The OAG posted their review letter to Town Hall and recommended revising the Waterworks Regulations to comply with Public Water Supplies Law regarding the revocation of permits. The VWP amendments related to water supply became effective in August. A fast track action that amended the Groundwater Withdrawal Regulations to specify the required information be submitted for well registration became effective September 22. This action was taken to ensure the regulation required the information specified in the

DEQ-VDH well construction form (GW-2). “The Waterworks Advisory Committee shall make recommendations to the commissioner regarding waterworks and water supply policies, procedures and programs of the division.”

(11/17/2016) OAG conducted a routine periodic regulatory review and alerted ODW to a minor conflict between Waterworks Regulations and a Public Water Supplies statute regarding Revocation of Permits. Mr. Payne distributed copies of the proposed Statutory Amendments to correct this conflict, and asked if a WAC member may be willing to take the proposed amendments to a legislator to sponsor a bill in the 2017 General Assembly session. Mark Estes, Executive Director for the HCSA, agreed to take the proposal to Senator Frank Ruff, District 15. In Virginia source water protection plans are voluntary; other states mandate them. Asked for ideas on how to increase SWP programs in VA without making it mandatory? WAC members suggested providing more information to the waterworks regarding what is involved as well as the benefits to them, the state and to customers. ODW located a WAC charter/by laws document from 1992 that was never signed. Staff will work on revisions to bring the document up to date.

2017

- **(1/26/2017) WAC Charter** –updated covering the same points as the existing charter; policy, regulations, recommendations and annual report. Member terms are three years with a limit of two consecutive terms. The Vice Chair term is one year. The annual report is due in June-July. WAC members also want to change the Regulations to state that the WAC chair will no longer be the ODW Director but chosen from the WAC membership. Consensus is this change will enhance the committee’s ability to influence VDH with its recommendations. A revision to a portion of the regulations was proposed as a ‘small project’ in lieu of moving forward with revisions to the entire Waterworks Regulations at this time. This is recommended due to expected delays in some subject areas, particularly permit procedures and water supply and withdrawal. WAC meeting in March will be extended into the afternoon to discuss these and other changes. ODW will send the entire proposed regulations revision document to the WAC for their review in preparation for the extended March meeting. Compliance Assistance Framework – The DEQ OWS will offer a 6 - 7 month window of opportunity this year for groundwater users who have, without a permit, been withdrawing over 300,000 gallons/month in either GWMA to submit an application and get a permit without DEQ taking the usual compliance and enforcement actions. The expected window for application submittal is April 1 through October 30, 2017. A combined surface and groundwater withdrawal permitting manual is in progress and is expected to be completed by the end of the year. WAC members attempt to meet with the VDH Commissioner.
- **(3/16/2017) Review of Waterworks Regulations Revisions. Part 1-12VAC5-590-10. Definitions and abbreviations. Numerous minor, non-substantive changes made. Permitted Capacity discussed at length but no changes were made. Part 2 - Numerous minor, non-substantive changes made. 12VAC5-590-461. Classification of waterworks, operator requirements, and operator attendance. The definitions of and difference between on duty and attendance were discussed at length. Consensus reached that on duty includes remote monitoring and access, whereas attendance means being physically on waterworks property. Members agreed to plan a special work session in April to complete the review of the proposed Waterworks Regulations Revisions.**
- **(4/27/2017) Review of Waterworks Regulations Revisions. Updates since last meeting: Review of Section 10. Comments on definitions by Dr. Boardman. Contact with Registrar’s Office - Repeal sections 20-Authority for regulations, 30-Purpose of Regulations, 60-Compliance with the**

Administrative Process Act. Remove section 90-Reserved. Will perform a prepublication review of the entire draft in June 2017. Met with OEHS concerning *Private Well Regulations* (undergoing update), to coordinate requirements in *Waterworks Regulations* sections:

- *475-Removal of wells from service*
- *476-Reactivation of wells*
- *840-Groundwater sources*
- New section for *Drinking water advisories* in development:
- Must coordinate with federal requirements in section *540-Public notices*
- Legal authority, OCOM and OEM review and approval required
- Regs review started at Part 2, 12VAC5-590-600 and continued through and including Part 3, 12VAC5-590-840.
- Numerous minor, non-substantive changes made
- *Defining timeframes rather than using generic terms such as immediately or promptly*
- *Residential fire protection systems*
- *Groundwater sources*

Regs review will pick up again at the May meeting. Mr. Royall will send suggested language for Part 3, lines 515 and 542.

- **(5/18/2017)** Review of Waterworks Regulations Revisions. The following topics were discussed at length.
 - *Requirement for well lot or easement and Dedication Document Cross connection control of fire protection, lawn sprinkler and irrigation systems*
 - *Education in lieu of annual testing of backflow prevention devices*
 - *Operator attendance*
 - *Possibility of using “Responsibilities of the owner” section of the Regulations (FYI 12VAC5-590-360) to expand on certain issues, such as operator attendance, maintenance, etc.*

Next steps as follows: 1) Registrar prepublication review and internal legal review by the end of May, 2) Notice of Regulatory Action goes out, 3) Draft published for public comment.

- **(9/21/2017)** ODW requested active participation from the WAC on the RAP to vet the proposed regulations revisions. The WAC members concurred and suggested that they will recommend that a few key individuals be added and perhaps some non-technical people to bring a common sense perspective to the table. ODW to forward the informal RAP roster to WAC members for review to solicit names to attend the “official” RAP for the revisions to the Waterworks Regulations.
- **(11/16/2017)** Meeting scheduled but cancelled.

RAP Meetings Chronology

The Consensus Testing Process

Three fingers = complete agreement

Two fingers = willing to support but with some remaining minor questions or concerns

One finger = opposition or a need for further explanation.

A single member with one finger up prevents consensus. If members display twos, there may be more discussion to understand what is preventing those members from more fully supporting the particular idea.

Regulatory Advisory Panel: 28 members

Goals:

- To improve content and readability, clarify the regulations, and address modern practices (incorporating references to new techniques) already in use already in use by providers within Virginia.
- ODW will consider RAP recommendations before developing a draft set of regulations for the NOIRA process.
- ODW staff members are available as a resource, not to shape the discussion; changes supported by consensus (3-finger consensus testing) will be weighted most heavily.
- Board of VDH has the ultimate responsibility for approving amendments to the regulations.
- The expressed goals by RAP members are listed below:
 - Amend out-of-date regulations.
 - Improve readability.
 - Incorporate new technologies already being used in the field.
 - Address the permitting process.
 - Increase clarity for users in the field.
 - Represent constituencies in providing feedback (*e.g.* operators, local governments).
 - Edit definitions for clarity.

8/7/2014

Recommendations/Notes for Part I of the regulations

- Federal regulations incorporated in the text could not be amended and that the group should focus on non-federal sections.
- Virginia Register's Style Manual:
 - Underlined text was added during ODW staff review.
 - ~~Strikeout~~ signifies text that was removed during ODW staff review.
 - Text with no underline or no strikeouts is current regulation text.
 - Current regulation text that has been moved will appear as underlined text.
- Significant changes within 12VAC5-590 Part I as follows:
 - Scope & Definitions, **Section 10** - **Added abbreviations and symbols in definitions for non-technical readers.**
 - **Section 10** - **Definitions are a mix of federal and state. Matrix table provided showing definitions eliminated, revised and new, and where in the Regulations they are used.**

- **Section 45** - **Waterworks Advisory Committee (WAC)** descriptions of who must serve on the committee were removed to add flexibility.
- **Section 50** - **Applicability of Regulations Part III** as they relate to existing facilities; commonly referred to as “grandfathered-in”.
- **Section 160**—**Formal hearings text removed and informal fact-finding procedures added; defers to the Code as appropriate.**
- **Sections 190 through 320** - **Distinction added between construction and operating permits;** Permit Application form has been revised; **Business Operation Plans** may be required per Code; other **withdrawal permits** added in order to coordinate with **Department of Environmental Quality (DEQ)** regulations.
- **Sections 190 & 220** - Two **construction permit exemptions** described, one allowed by Code, the other by **Licensure Board** decision.
- **Sections 260** - construction permit exemptions described.
- **Sections 260 & 290**-**Operation Permits** - Two types of operation permits, **standard and temporary, to better agree with Code.**

Sections Discussed:

- **Section 5** - Scope
- **Section 10** - Definitions
- **Section 45** -Waterworks Advisory Committee
- **Section 200 F** - Preliminary Engineering Reports (PERs)
- **Section 190** - Permits
- **Section 290** - Temporary Permits
- **Section 220** - Compliance with the Manual of Practice
- **Section 230** - Issuance of the Construction Permit

Section 5 - Scope: Language on consecutive waterworks; regulations simply refer back to the Code. *Applies to all waterworks, as defined in 12VAC5-590-10, except for a waterworks that meets all of the conditions pursuant to § 32.1-168 of the Code of Virginia.*

Section 10 – Definitions:

- “**Consecutive waterworks**” - What is the federal definition? Propose to remove “some or all” out of the definition. This definition is important as it relates to Section 5 Scope. No change was proposed for the definition and will retain the use of "some or all of its finished water" in the definition. Although this phrase used in the definition is federal, RAP members are concerned about clarity and conflict with other sections, particularly in relation to interconnections between municipalities.
- “**Potable water**” should be used instead of “Pure water.” (VDH will look into this.)
“Exemption” - “Providing public health protection” is vague. Suggestion to change to “meets state and federal quality standards.” (VDH will look into this.) The definition will remain since it is defined in the Code of Virginia, but use of “pure water” in the regulations will be replaced with “potable water” except pure water will remain in the definition of "waterworks" and "wholesale waterworks", since these two terms are from the Code of Virginia.
- “**Terminal Reservoir**” - **Concern about the deletion of “terminal reservoir” definition** - One RAP member representing a locality stated that the city had cited this to protect sources from boating and

swimming. Effective storage. -Remove "For tanks (such as standpipes) that use a portion of their volume to generate system pressure." Measurement between operating level and overflow level questioned. The definition is retained due to concerns about source water protection in Part II.

- **"Operating staff", "Operator", "Licensed operator", and "Operate" definitions** -Appear to contradict each other. Is there a conflict with licensing? (VDH will look into this.)
The definitions were revised to match DPOR regulations. Some RAP members expressed dissatisfaction with the definition, but ODW emphasized that DPOR definition must be used. No further action was taken.
- **"Practical quantitation level"** - Suggestion to use EPA wording. (Regulation language changed to reflect this decision.)
- **"Consumer's water supply system"** - How is "pipes" being used? (VDH will look into this.)
ODW concluded that use of the term "pipes" is appropriate. This item was identified for further discussion, as well, particularly in reference to conflicts with Part III of the regulations.
- **Fire flow should be included as a definition.** Jesse Royall recommended against suggestion, because there are other water uses that could also be added. Most RAP members agreed with Jesse.
- **"Director"** – This term is no longer used in the regulations. **"Commissioner" is used instead.**
- **"Effective storage"** – ODW expanded the definition to distinguish between effective storage of atmospheric storage tanks and effective storage of pressure storage tanks. After concern about the pressure storage tank definition, the definition was amended to **"means one-third of the nominal pressure vessel storage capacity."**
- **"Licensed Operator and Licensee"** – The definitions were deleted since they are not used in the regulations.
- **"Consecutive waterworks"**- definition revised to remove "some or" and simply state "all" based on feedback gathered during further ODW internal review.
- **"Consolidated formation"**- new definition added by workgroup for well abandonment and reactivation, taken from AWWA Standard A100 for Water Wells.
- **"Exemption"**- definition removed, no federal definition is provided and the meaning is explained in Section 140.
- **"Permitted capacity"** – new definition added, definition is non-federal. A RAP member expressed concern that operations that produce more may feel they are in violation based on the new definition. ODW requested this discussion be tabled until Section 520 is addressed.
- **"Unconsolidated formation"** – new definition added by workgroup for well abandonment and reactivation, taken from the AWWA Standard A100 for Water Wells, further addressed in Section 475.
- **"Variance"** – definition removed, no federal definition is provided and the meaning is explained in Section 140.

Section 45 - Waterworks Advisory Committee

A suggestion was made to replace 'director' with the 'commissioner', for consistency throughout the Regulations. This would require the definition of commissioner to include 'or designee'. (VDH will look into this). This section was modified substantially based on NowComment online commenting and feedback during the first meeting. **It is no longer mandated that ODW staff serve as the vice chair of the committee.** RAP members further agreed to strike "at the discretion of" to be consistent with the intent that the Commissioner shall form the Committee, and added a quarterly minimum for meetings, which will allow for more if needed.

Section 50, Paragraph B

Language must clearly reflect that existing waterworks are not required to meet new standards; must encourage incremental improvements at existing facilities. (Steve Herzog, Jesse Royall, and Cliff Parker agreed to provide revised language). There was RAP concern about waterworks for construction during the period between the regulation review process and adoption of the new regulations. ODW will create a separate guidance document for this interim period.

Sections 60-180 (Part I, Article 2)

- “Enforcement” or “administrative proceeding” - Use should be consistent. **Section 115 Administrative Proceedings** –was added in lieu of former **sections 160-180**.
- Suggestion to place **Sections 160-180** under 110 for better organization.

Variance seems to be used in **Section 140 A 1** more broadly than it is defined in **Section 10**. (VDH will look into this). **Section 140** – Definitions for exemptions and variances were “greyed-out” to remove from discussion. These are primarily federal and out of the purview of the RAP. ODW will address these issues with EPA separately.

- **Section 140E**—Sequence seems to include two public comment periods. This may be a result of federal regulation. (VDH will look into this.)
- Suggestion was repeated that a definition for “commissioner” should include “or designee”. (VDH will look into this).
- **Section 140 G 2 and G 3 b** - Suggestion to change “terminate” to “revoke” to be consistent with **Section 320**.

Sections 190-330 (Part I, Article 2)

Section 190

- **Section 190 B** - Include reference to general permits (**Section 300**). The section was simplified in order not to conflict with the Code of Virginia. The revision simply references the code itself, rather than repeating it.
- **Section 190 B 3** - Change “may” to “shall”. By stating that annual reports shall be provided, it alleviates the concern about document retention requirements, should the request be made after records have been destroyed. VDH added that this is the intention of Section 190 B 3 and agreed that “shall” would communicate this more effectively. (Regulation language changed to reflect this decision.)
- Reference to “15 connections” questioned—VDH stated that this is from the Code. Frank suggested that this concern be added to the list of concerns specific to the Code.

Section 200

- Procedures for obtaining a construction permit – This section was modified to encourage communication between engineers and field offices. Many RAP members suggested removing the project dollar value determination suggested by one RAP member, and expanding the conference requirement to state “may range from notification to a meeting at the discretion of ODW.” ODW will revise subsection A to require notification and a preliminary engineering conference required at the discretion of appropriate ODW field office.
- **Section 200 B** - One member stated that “notifying local governing body” is “redundant and burdensome” and that approval should be conditioned by price tag or scale. Specific governing body

should also be stated. Clifton Parker and Andrew Snyder volunteered to propose new language for online comment. The requirement to provide notice during the permit application process to a local governing body is often unclear to owners. For many waterworks, the local governing body is the same group that manages the waterworks. Some members would like to see a list when it would be appropriate to notify the local governing body. There is a check box on the permit application (Form ODW-001).

- **Section 200 A & C** - Concerns were raised that Preliminary Engineering Conferences and Reports were too onerous for very small projects. Clifton Parker and Andrew Snyder agreed to propose new language.
- **Section 200 E** - Last sentence is confusing. Agreed to delete last phrase “and the site must be inspected again before construction.” (VDH will provide revised language).
- **Section 200 F 5 b** - Rational for peak hourly demands questioned. VDH explained that this was needed for nontransient waterworks that do not have a storage requirement, and must meet this demand.
- **Section 200 F 8 b (7)**. Suggestion to change the “may” to a “shall” (Regulation language changed to reflect this decision.)
- **Section 200 F 12 c** - Suggestion to change pollution source assessment to a 1,000 foot rather than a 250 ft radius. VDH agreed and this language was changed to reflect this decision. Some members disagreed, stating that this is unnecessary for the coastal plain region. VDH maintained that this change is consistent with **Section 200 G 2 g** and is consistent with the source water assessment program. (Regulation language changed to reflect this decision.)
- **Section 200 G 2 g** - Change “location of all sources” to “location of all *potential* sources” (Regulation language changed to reflect this decision.)
- **Section 200 F 3** - Member stated that providing an evaluation of alternative plans is too detailed and applies to a small percentage of projects. (Cliff Parker and Andrew Snyder to provide suggested language.)
- **Section 200 I 11** - Members suggested removing such detailed language as many courthouses process these applications differently. (Regulation language changed to reflect this decision.)

Section 210

Section 210 B - Members want to ensure that “sealing plans” does not limit electronic submission. This should be clearer and allow for flexibility with changing technology and forms of submission.

Section 220

- **Section 220 B** – The sentence stating, “Deviations from “shall” criteria which the owner’s engineer believes to be substantial in nature shall be identified and justified needs clarification to mean the mandatory requirements of Part III. Suggestion made to refrain from use of “accepted engineering practices,” due to uncertainty about its definition, and to delete the last few sentences to match the definition of exception. (Regulation language changed to reflect this decision.) The section was revised to reflect electronic submission and changing technology.
- **Section 220 D 2** - Language should avoid use of provider classes. Replace “class A contractor” with “certified water well systems provider,” for example. (Regulation language changed to reflect this decision. Jesse Royall to provide additional suggested language).
This section was edited to reflect correct titles for service providers.

Section 290

Sections 290 B - The phrase “raw water purification” should be modified. Susan suggested this be changed to “raw water treatment”. Text in RED added due to deliberations from the 2nd RAP Meeting

8/28/2014

Most of the language in Part II is federal. ODW primarily re-organized and added subsections. The following list outlines the significant changes to Part II made during ODW staff review:

Article 1

Section 360 – Language edited to emphasize waterworks owner responsibility.

Article II – Almost entirely federal, but has been re-organized.

Sections 371-381 – Edited to substitute “E. Coli” in place of “fecal coliform” to make way for revised total coliform rule

Section 395 – Edited to include additional itemized requirements for GUDI wells.

Section 430 – Edited to include more detail about GUDI determination (Determination varies by state, but is required by federal law. ODW staff is proposing further requirements and Susan added that this may be a good breakout discussion subject.)

Article III – includes both federal and state regulations

Section 460 – Waterworks classification edited and minimum operator attendance now specified.

Section 475 – Section added to provide regulations for well abandonment.

Section 510 – Section edited to describe acceptable operating practices.

Section 520 – Section edited to provide more detail in reference to waterworks capacity and expansion.

Section 530 – Reporting forms and content previously located in appendices moved forward.

Article IV – revised substantially and edited to incorporate content previously located in Appendix 5

Section 590 – Cross connections language edited for clarity and flexibility to serve human health, now addresses rainwater harvest and reuse.

Section 600 – edited to detail responsibilities of cross connection control program.

Section 610 – containment policy refined.

Section 630 – new table included for backflow prevention assemblies and devices.

Discussion Part II—Article I

Section 360 - Responsibilities of the owners

RAP members also expressed concern with language in 360C. This section must reflect the Memorandum of Understanding between the Virginia Department of Housing and Community Development (DHCD) and VDH. RAP members stated that the language does not reflect indoor meters in commercial buildings and should be re-worded to specify the point of demarcation. ODW reminded the RAP that this section

must also address non-community systems. It was decided that a subcommittee be formed to propose new language consistent with the MOU between VDH and DHCD while addressing the consumer water supply definition. The subcommittee members are Skip Harper, Jesse Royall, and Jamie Bain Hedges. ODW liaison is Hugh Eggborn.

Discussion—Part II, Article II

Section 381 - Bacteriological compliance -

Requires GUDI re-evaluation if coliform is exceeded and that GUDI will no longer be solely based on total coliform density. Members added that they'd like to revisit this section in Part III.

Section 395 - Surface water and GUDI source, polymer, and recycle treatment techniques - RAP members expressed concern with clarity in **Section 395.A.3**, which addressed interim period between GUDI determination and action, during which time consumers still need water. Language was changed to delete “if” and add “unless.” RAP members supported the changes with no reservations.

Section 430 - Determination of surface water influence of groundwater sources - ODW re-emphasized that GUDI determination is no longer based solely on total coliform density. Language was changed to add “evaluation of” before “source history, construction, and location.” RAP members also identified the language in **430.B.2.a(1)** as needing rewording, particularly clarifying what multiple significant rainfall events includes. ODW stated that they would revise the wording. RAP members supported the changes with no reservations.

Discussion—Part II, Article III

Section 450 - Facility and personnel management - No comments provided on Section 450.

Section 460 Classification of waterworks and operator attendance - The language was changed to state “if a waterworks should find itself without a required licensed operator” and ODW pledged to follow-up and refine this language. It was decided that a subcommittee be formed to propose new language for this section and Table 460.1 to ensure that operator attendance does not become a disincentive for treatment and that these are achievable requirements for classified waterworks . The subcommittee members are Jesse Royall, David Van Gelder, Beate Wright, Jerry Higgins, Michael Vergakis, and Elmer Handy. The ODW lead is Hugh Eggborn.

Section 470 - Waterworks appearance - RAP members were concerned about the subjective nature of “appearance and state of cleanliness.” The section title was changed, adding “and accessibility” following Waterworks appearance, and language edited to now read simply “The waterworks shall be maintained in a clean and orderly condition.”

Section 475 - Well abandonment

“Well driller” was replaced with “water well systems provider” for consistency. In **Section 475B**, “abandonment” was replaced with “removal from service,” since abandonment suggests that end of service is indefinite. Also recommended was elimination of the phrase “temporary abandonment”, and including a new section on “inactivation” of wells. It was also suggested that more be added for bringing wells back into service (“reactivation”), such as additional testing, etc. RAP members suggested

comparing this section with the Virginia Private Well Association guidelines. Additionally, RAP members would like to see the removal of “consolidated rock” phrase, increase the flexibility in types of fillings. A subcommittee was formed to propose new language for this section. The subcommittee members are John O’Dell, Vincent Day, Jesse Royall, and Scott Kudlas. The ODW liaison is Susan Douglas.

Section 480 - Operational control testing and monitoring

The word “objectionable” was added to this section. Testing “shall use” EPA approved analytical methods. To include clarity for secondary contaminants procedures, reference to CFR part 143 was added to subsection B. In **Section 480E1**, ODW justified UV language by sharing that it is from the EPA’s UV Guidance Manual and must be kept; however, ODW will review the last sentence about calibration frequency. Finally, in **Section 480E2**, ODW justified language by expressing intent to make way for disinfection credits. No language was changed.

Section 505 - Emergency management plan for extended power outages - Language was changed to address typo. “For” was removed.

Section 510 - Acceptable operating practices. ODW to clarify “nonconventional filtration.” Language about the minimum recommended working pressure of 40 psi was deleted, while PART III will add that designing for 40 psi is desired. All of **Section 510C** was removed. It was suggested that **Section 510 C3** be relocated and rewritten to clarify that the owner has the authority to restrict use.

Section 511 - Maintenance of waterworks integrity -ODW staff agreed to make **Section 511B2** language consistent for reactivated wells.

Section 515 - Use of chemicals, components, materials, and products. At the RAP suggestion to recognize certifications outside of NSF, ODW emphasized that there is a mechanism for this option in the regulations. **Section 515E** language was changed to reflect ODW intent that owners not use chemicals whose quality is in doubt.

Section 520 - Waterworks capacity and expansion. A few RAP members suggested including language in reference to booster pumps and changing subsection A to reflect a three-month running average rather than any single event. ODW agreed to examine this question, with an eye towards consistency with the three-month period mentioned in **Section 520B**. In **Section 520B**, “shall not” rather than “may” was changed. In **Section 520D** “or otherwise approved by the commissioner” was added for clarity.

Additional Tasks

Remove table skirts from the outside of the tables to allow for more comfort. RAP members are concerned that new guidelines will push waterworks that are in slight non-compliance into serious non-compliance. A cross connection subcommittee was formed in preparation for this discussion. The members are Skip Harper, Steve Herzog, Roger Cronin, Jamie Bain Hedges, and Michael Vergakis. The ODW liaison is Hugh Eggborn.

9/25/2014

Met to review changes to Parts I and II based on recommendations from the first and second meetings as well as workgroups formed after meeting 2. RAP members also reviewed Part III, including suggesting specific language changes and requesting clarification from VDH on certain sections.

Section 50, Subsection B Application of regulations – last sentence was revised to clarify construction during the period between regulations review process and adoption, and now states that construction is deemed to be commenced upon the issuance of the construction permit. All members displayed a three in full agreement.

Section 130 - Suspension of this chapter – edited to reflect that enforcement of regulations may be suspended during emergency conditions. RAP members expressed concern about the use of the word “localities” noting that some waterworks may not know if there were included. After some discussion about using some other geographic area, members suggested that the word be changed to “waterworks” so that the Commissioner can specify which waterworks would be covered. ODW will follow up with legal counsel. All members displayed a three in full agreement to change “localities” to “waterworks” if approved by ODW’s legal advisor.

Section 200, Subsection A - Procedures for obtaining a construction permit – "field" was added between "ODW" and "office" in Subsection A 2. After some discussion of concern about eliminating details, all members displayed a three.

Section 260, Subsection E - Issuance of the operation permit – at the suggestion of legal counsel, last two sentences removed regarding permitted capacity, considered extraneous, permitted capacity is described in **Section 520**. RAP members expressed concern in regard to permitted capacity, storage, daily max, and how ODW calculates limitation. ODW added that monitoring permits could change, so this should be left out of operating permits. ODW agreed to incorporate deleted language in E as a definition of permitted capacity and bring it back to the RAP for review.

Section 430, Subsection B, Item 2 a (1) - Determination of surface water influence of groundwater sources – revised to remove sampling requirement during the phrase “multiple significant rainfall events” to reflect the reality of field work. RAP members expressed that “immediately after rainfall” requirement is tough to meet. Text was added to include “as practical.” The group supported these changes with all threes.

Section 475 - Removal of wells from service and **Section 476** Reactivation of wells – a new section divides the topic into temporary inactivation and permanent abandonment, changes made as a result of workgroup 1. Due to time constraints, comments were not taken on the proposed text during the meeting and were postponed to the next RAP meeting.

Section 480, Subsection E, Item 1 - Operational control testing and monitoring – last sentence deleted as unnecessary.

Section 510, Subsection B, Item 5 - Acceptable operating practices - Filter operation – changed to clarify nonconventional filtration technologies. At the suggestion of a RAP member, language was changed to remove “by means of” for clarification.

Section 511, Subsection B, Item 2 - Maintenance of waterworks integrity – changed to reflect AWWA standards before returning a waterworks to service. Members suggested reviewing applicable AWWA standards for putting a well back online.

Section 520 - Waterworks Capacity – edited substantially to reflect concerns raised at the last meeting. At this point, with legal counsel present, ODW clarified that permitted capacity definition is somewhat bound by the Code of Virginia. Members suggested that Section 260 should be used to clean up the definition. ODW will follow up to address Section 260 and 520 together. Finally, a RAP member suggested a maximum and a minimum be outlined.

Workgroup 2 (Section 460) met two times with no final proposal on operator attendance. ODW will initiate another conference call with Workgroup 2.

Overview and Discussion of Part III

All of this section is state regulation, with the exception of the BAT Tables, which are from federal regulations. The current text is based in the 1974 “Ten States Standards”, which has been updated several times since the Waterworks Regulations were adopted.

Items of concern:

1. Section 640 – 40 psi requirement
2. Source water capacity
3. Sections 830 & 840 – conducting aquifer tests
4. ERCs will no longer be used

Section 640, Subsection C - ODW emphasized that 40 PSI is not a requirement but a goal for a design standard within the context of Part III. Language was changed to reflect “may” in reference to modeling, “at all times” was removed and replaced with "under all conditions", the recommendation for a minimum of 40 PSI was removed, and “local and state building and fire officials” was added for clarity. When testing for consensus, two members displayed twos and all others displayed threes.

Section 640, Subsection B - Members objected to the term “sound engineering” as being unclear. After some discussion, the term “sound engineering practice” was selected as most appropriate. A correction was made to the project review and permit process by using “design” rather than “report.” Also "or other means" was added for flexibility, and "USBC" replaced "local building codes." Aquifer storage should count towards effective storage. However, this suggestion disagrees with the definition of effective storage that was previously agreed to by the RAP. No changes made. Consideration in storage design for fire protection and emergency reserves was reiterated.

Section 640, Subsection A - Language was changed to remove “ordinarily,” and add the phrase "such as water withdrawal limitations." A consensus test reflected two twos and all others threes.

Section 640, Subsection D - A query about the 1.8 figure for source capacity calculations was answered by the response that this includes a long-standing safety factor. Members expressed concern that there is no distinction about where a yield and drawdown test and an aquifer test would apply. Language was

changed to differentiate between inside and outside of groundwater management areas. Subsections were rearranged to combine 2 and 3. Members expressed further concern in reference to “requiring a DEQ withdrawal permit” and knowing when a test is needed. It was added that this is not detailed in Section 845 either. **ODW will follow up by combining 2 and 3 and rewording subsection D.**

Section 640, Subsection F - Members stated that they wished to remove the listing of specific part requirements and to change the local storage requirement. When questioned about the “50 residential connections,” a RAP member shared that this is from the 10 States Standards and has been a long-standing regulation. **Language was changed to remove the list of parts and “stored or stocked locally” was replaced with “readily available.”** The group had all threes in the test for consensus.

Section 640, Subsection G - RAP members challenged language that states NSF as preferred standard stating that it makes it very difficult to use other standards of testing. **Language was changed to “or an approved equivalent” for flexibility.** The group offered all threes in support of this change.

Section 660, Subsections B - Members requested edits for clarity about defining accessibility. **ODW will follow up to make mentions of all-weather access consistent throughout the regulations.**

Section 660, Subsection C - **Language was changed to remove “outside.” This allows for large plants with outages to have options either to provide two feeds or to have onsite generation capability.**

Section 660, Subsection D - One member questioned why this subsection was included in the regulations at all. **ODW stated that they would follow up with legal counsel to find out whether or not this language is from state code and decide the appropriate language for this subsection.**

Section 670, Subsection B - **“Waste” was replaced with “residuals.”**

Section 680 - RAP members expressed confusion and stated that the table from the appendix does not prescribe action for over 10,000 residents. **ODW stated that they would clean up the language and verify the numbers in the federal regulations.**

Section 700 - RAP members requested more clarity about ODW’s intent of metering: do they want to know all water withdrawn, used internally for filter backwash, etc. or pumped into distribution system? **ODW clarified that the intent is to meter potable water produced for distribution. Language was changed to reflect “source water and finished water” production.**

Section 720, Subsection A - **Language was changed to “shall comply with USBC including, but not limited to...”** As above, members felt an exhaustive list was not needed and that responsibility ultimately falls onto the owner, but that a small list serves as a good reminder.

Section 720, Subsection B - RAP members discussed whether or not the regulations should list specific health and safety standards or simply refer to standards generally. There was concern that items would be left out if an attempt were made to list all such items. Particular attention was paid to chemical compatibility, due to risk. **Language was changed to state, “shall comply with applicable health and safety standards including, but not limited to...”** “Separate rooms” was also eliminated. This allows for flexibility and gives the owner the final say in requiring separate rooms.

Section 720, Subsection C - RAP members had specific questions about building requirements based on size (for example, when are toilets required?). ODW emphasized that this was not their responsibility to regulate. **The subsection was deleted. The language was changed to replace “building codes” with “USBC codes.”** Some language under the authority of the code was struck. **The group tested for consensus for the all of Section 720 and all members displayed three fingers in full agreement.**

Section 725 - Members expressed concern that SCADA procedures would become antiquated in the face of new technologies and that there was too much detail in the draft regulations. **This section was then modified significantly during the meeting to state goals, rather than describe the processes.** The title was changed to **“Automated Monitoring and Control Systems.”** **All members displayed three fingers in full agreement with the changes.**

Section 730 - Members expressed concern that this section lacked consideration for reliability and redundancy and some questioned why this section was included at all. Many members expressed concern that large systems are not accounted for. ODW emphasized that this language benefits many people and that it should stay, but agreed to revise the language in order to account for exemptions for larger systems. **Language was changed to add a reference to section 505 in Part II and the title was changed to “Alternate Power Source.”**

Section 760 - Members found this section to be far too prescriptive. ODW agreed to remove significant portions of this section. **The language was changed to remove subsection B, items 1-4 and “shall provide for.”** **“Treatment shall include labs with” was added.** ODW stated they would follow up with any further recommendations for this section.

10/16/2014

In response to a question by a member about Article II Section 840, **ODW noted that there will be a new workgroup to address groundwater capacity.**

Section 460: Classification of waterworks and operator attendance.

ODW had added edits to this section since the last workgroup call, and presented the additional language to the RAP for comments and discussion. **RAP members indicated that it had been considerably improved.** It was clarified that there would be opportunity to reduce or to increase operator attendance depending upon the conditions outlined in the draft language. One member stated continuing concerns with the costs of more frequent inspections.

Subsection A, Item 4: There was a suggestion to remove “caustic soda feed” from the list of chemical tests that classify a waterworks as Class 4. **ODW will consider this suggestion.**

Subsection D: “Operational history” was added as potential criteria for consideration under subsection D, items 1 and 2, and “operator” was replaced by “operating staff” in subsection D, item 2F. *The consensus test for section 460, with the caustic soda feed” issue remaining under consideration, reflected one 1, two 2s and the rest 3s.* **Concern remains with 3 days per week visits required for Class 4 waterworks.**

Section 475: Temporary inactivation of wells

Subsection A, Item 3: Members were concerned about Item 3, which stipulated that water levels during temporary inactivation would be measured and recorded monthly. Some members pointed out the difficulty of measuring some inactive wells. Others did not think that all inactive wells merited monthly frequency of monitoring and were concerned about an unnecessary expense. One member of the workgroup explained the rationale having to do with the desire to ensure that people did not lose an out-of-service well, as has been occurring. Also, water levels data could be helpful when the well comes back online. Another argument is that sometimes people forget to do things if they are on a quarterly rather than monthly basis. A group of RAP members discussed this during lunch and offered the following change to replace the text of A. 3. 3. *The wellhead shall be visually inspected and documented to verify adequate sanitary integrity on a quarterly basis. Water levels should also be monitored and documented on a quarterly basis. The consensus test for this change reflected one 2 and all other 3s.*

Subsection B, Item 4 Salvaged Materials: There was discussion about whether this point should be removed from the regulations. Some members felt that it was unnecessary. Others felt that it should be left in to encourage salvaging as well as letting people know that it is allowed. After discussion, it was agreed that it should be retained. *The consensus test for retaining this item reflected one 2 and all other 3s.*

Subsection B, Item 10: One member asked if the type of documentation should be specified. It was decided that the type of documentation would be left open. Another member asked if owners would still be required to document the location when the well changed ownership. Susan responded that once it changed ownership the original owners would no longer be required to document it. *The consensus test for retaining Subsection B, Item 10, reflected one 2 and all other 3s.*

Section 476: Reactivation of Wells

Subsection B: A member requested clarification about how far from a well it was necessary to discharge purged water, pointing out that this might be difficult in some areas and expensive if this would require hauling water away. It was explained that this language is intended to ensure that, during the test pumping period, water that is discharged does not recharge and enter the test water, and the appropriate distance would not be hard to achieve. *The consensus test for accepting Section 476 reflected one 2 and all other 3s.*

Section 511: Maintenance of waterworks integrity

Angie updated the group that this language conforms with AWWA Standard C654, so the **text remains as is.**

Section 520: Waterworks capacity

Subsection A: The word “action” was replaced by “written” to read as “the owner shall prepare a written plan to address capacity needs for review and approval by the commissioner.”

Review of Operation Permits:

Susan presented the sections covering operation permits, Sections 10, 260, and 520. Changes to 520 are noted above and there were no edits to Sections 10 or 260. *The consensus test on all changes to these sections reflected one 1, two 2s, and the rest 3s. Concern raised about with design and effective storage that was resolved after discussing Section 640. The Operation Permit is being revised by the ODW now to include Operation Permit Conditions with a revised Waterworks Capacity evaluation. When ODW is satisfied with the revisions, it will be brought to the Waterworks Advisory Committee for their review.*

Section 530: Reporting

There were no new edits in this section since the previous meeting, but it was opened up for feedback. One member noted that there is a table for classified and a list for unclassified requirements, and these two should be in a consistent format. ODW will follow up with this to ensure consistency. *The consensus test for Section 530 reflected two 2s and the rest 3s.*

Section 550: Recordkeeping

One member was concerned that there was a high requirement for recordkeeping over a long period and that perhaps this is unnecessary. Angie and Susan clarified that **electronic recordkeeping is encouraged**. *When tested for consensus, one member abstained but reported being OK, and the rest were in complete agreement with 3s.*

Section 560: Safety - One member proposed eliminating this section entirely, seeing it as not within the purview of these regulations. The group decided to strike the section and just include one sentence for reference. ODW will develop a one-sentence draft about the importance of safety and waterworks. *Members were in complete agreement about striking this section and including a single sentence alternative.*

Section 565: Source Water Protection

Subsection B: There was much discussion about this section. Concern was expressed over the lack of differentiation between large and small reservoirs as well as jurisdictional issues of who may allow or prevent certain activities on a reservoir. Some reservoirs have allowed certain types of recreation for years and it would be difficult to regulate that. One member, however, encouraged the group to be thinking about the future and acknowledging that gas engines and body contact swimming right next to an intake pipe is not good practice. After meeting during lunch, a group presented the following language: *“Any waterworks with a drinking water reservoir may establish a buffer around the intake to limit such uses as body contact recreation and boats powered by engines, pursuant to a plan acceptable to the waterworks and the commissioner.”* *When consensus was tested for this change, there were two 2s and all other 3s.*

Section 640: General design considerations

Subsection C: One member was concerned about **maintaining 20 psig under all conditions**. Angie reminded RAP members that all of these changes were made and agreed on at the last meeting. Frank noted that while this is the case, the RAP meetings are the place to raise issues that may otherwise come

up during public comment period in order to address them early. The RAP removed “under all conditions” from the first sentence.

Subsections B and G were also discussed, but no changes were made. Concern was expressed over how compliance would be determined and enforced with hydraulic modeling. Modeling is a valuable tool to waterworks but requires validation that it is reflecting accurate results. *The consensus test for section 640 reflected one 2, the rest 3s.*

Section 680: Treatment process selection

RAP members reviewed the edited language and no changes were suggested.

Section 730: Alternate power source

Subsection A: RAP members discussed the necessity of requiring standby power versus requiring having a plan for the event of a power failure. Members agreed that generators should not be singled out as the only standby power option, as there might be other methods that waterworks can provide for alternative power. One member suggested stating that waterworks should have a plan for operating when the power goes out, while another member wanted stronger language because sometimes plans are not enough. They were reminded that this is in the design section, and therefore it could be recommended for waterworks to provide alternative power sources in their design; however, **ODW does not have the power to require standby power alternatives.** The original sentence was deleted and the group added the following sentence: *A. An emergency management plan for extended power outages shall be developed for each community waterworks as specified in 12VAC5-590-505.*

Subsection B: Following the work on Subsection A, RAP members added “alternate” and “sources” so that Subsection B reads:

B. Owners should provide alternative power sources at all waterworks in order to maintain a minimum level of service during an electrical power outage. Some RAP members wanted to change the provision of alternative power to “shall” rather than “should.” Some saw this connected to the size of the waterworks. Susan explained that they do not have the power to require standby power and can only require a plan. *The consensus test for the addition to subsection B reflected seven 2s, the rest 3s, meaning that it was acceptable but not strongly supported. A consensus test for changing “should” to “shall” in B. had a result of nine 1s, meaning that it was not supported.*

Section 760: Laboratory Facilities

Subsection B: Members advised removing “adequate storage room” and “laboratory sink” as unnecessary and too prescriptive. *The consensus test reflected all 3s in agreement to these changes.*

Section 820: New water source selection and sampling

Subsection A: Members replaced “wastewaters” with “point” to read: *“Preference shall be given to the best available sources of supply which that present minimal risks of contamination from wastewaters point and nonpoint pollution sources, which that contain a minimum of impurities that may be hazardous to health, and that give the greatest chance of ensuring a supply of potable water.”*

Subsection B: There were suggestions to strike B. One staff from ODW was concerned that wastewater facilities may incur problems, and therefore it is good practice to keep intakes at least 5 miles away from discharges to ensure public health. Some RAP members argued that this prescription would preclude taking advantage of future technologies that may reduce or eliminate such risk. Another member noted that their treated wastewater is of higher quality than the waters of the Potomac. *Consensus was tested, first for A's new language and striking B. The result included three 1s, meaning no consensus. Then an option for including A's new language and including B was tested and there were six 1s, again meaning no consensus. ODW will pursue proposed text with the Attorney General's office.*

Section 830: Surface water sources

Subsection A: Members deleted “a reasonable surplus” from item 1. It was suggested to make sure that language should reflect “source water” rather than “water supply” as they seem to be used interchangeably at times. ODW will use a consistent term. *Consensus test on section 830 reflected one 2 and the rest 3s.*

Section 840: Groundwater sources

Subsection A: Members replaced “licensed Virginia contractors who are qualified to perform the work” with “a certified water well systems provider.” They also deleted “potable water” from the last sentence.

Subsection D: In item 5, members removed “all weather” and added “an access easement” to read: *If the well lot does not adjoin a public road, an access road shall be provided and an access easement recorded as part of the well lot.*

Subsection E: Item 2. Added “geothermal well” to the list of potential contamination sources.

Subsection E: Item 4. Members reworked this item, so that it reads:

- 4. A minimum separation distance of 50 feet shall be maintained between a fuel storage tank and a well; however, a lesser separation distance may be allowed if:*
- a. The stored fuel is propane or natural gas.*
 - b. Liquid fuel*
 - 1. Tank is located above grade;*
 - 2. The tank is double-walled with an inner wall leak detection alarm or is single-walled with full capacity containment system of proper material; and*
 - 3. The liquid fuel line is located above grade or enclosed in a protective casing if below grade, and the liquid fuel tank is provided with a paved and curbed parking pad at the tank filling location.*

ODW will consider including the SPCC requirement.

Subsection H: Members inserted the word “potable” and removed “approved by the commissioner.” They asked about a prevention plan that was required with one of the variances.

Subsection I: Due to the number of comments received on this subsection, ODW will convene a workgroup to work on capacity determination and well testing. Members of Workgroup 4 are Vincent

Day, Jesse Royall, Michael Vergakis, Cliff Parker, Ignatius Mutoti, possibly John O'Dell, and a representative from DEQ. *Everyone was in agreement for 840, subsection I aside, displaying all 3s.*

Section 845: Wells located within a Groundwater Withdrawal Management Area (GWMA)

Subsection B: Members discussed how there used to be cases where one would screen multiple aquifers. It was hard to isolate one zone. Now they are standardized so that you can only screen one. Because of this progression in the field and outdated language, members suggested striking B. *It was decided that this topic will be added to Workgroup 4.*

Subsection D: Members had the question “Can one agency be the lead interface for waterworks” rather than having to negotiate between ODW and DEQ. They would like the process to be simplified so that a waterworks only has to go through one agency for the approval of yield and drawdown test results. Again, *this topic will be added to Workgroup 4.*

Section 850: Appropriate treatment

Because membranes should be included automatically, one member suggested removing the list and replacing it with “conventional filtration technologies.” *After review, the group decided to remove section B entirely.*

Section 860: Chemical application

Subsection D: *The group removed “to the satisfaction of the commissioner.”*

Subsection F: One member argued that this section does not belong there and could be replaced with a more generic statement for safety. *The group suggested striking all of F or replacing with a general statement referencing other standards. ODW will follow up on this.*

Section 920: Iron and manganese control

Subsection B: Item 1. To be more inclusive of other possibilities beyond the use of chemical oxidation chlorine, members changed the wording of Item 1 to read: *“Oxidation may be by aeration, or by other chemical oxidants such as chlorine, potassium permanganate, or sodium permanganate, or a combination thereof.”*

Subsection B: Item 6. One member pointed out that the use of manganese greensand might be dated. *Members changed the “shall” to “should” in item 6.*

Subsection B: Item 9. *RAP members felt that specifying an alarm was unnecessary in 9a. The last two sentences were removed. **Subsection B 9c(1)** last sentence was modified to read, “the backwash rate shall be based on the media”.*

Section 960: Taste and odor control

One member had concern about the requirements for pilot studies. Others felt that pilot studies are valuable. *ODW supports the use of pilot studies to prevent systems from being adapted irresponsibly.*

Subsection E: *Members had a question about where the 40 mg/L minimum comes from and felt that it needs to be verified or removed. ODW will refine and verify or remove dosage. ODW will also refine Item 1.*

Section 1075: Booster pumps to serve individual connections

Subsection B: The group discussed the efficacy of booster pumps in resolving water pressure issues as well as the responsibility for them (homeowner versus waterworks). *They decided to remove items 1-3, as booster pumps are not the responsibility of the water works.*

Review of Draft Waterworks Permit Application (Form: ODW-001)

Susan and Angie passed around copies of the draft waterworks operation permit. It is no longer necessary to notify the local government with a paper copy. The RAP noticed a typo on the third section: remove the d at the end of “determine.” They also suggested adding an email address space. *Everyone was in complete agreement on the changes suggested for the draft of the waterworks operation permit, with all 3s.* Members did not have suggestions for any changes necessary for the next meeting. *They did say that they would appreciate having a PDF of the updated regulations reflected changes that have been made so far, so that they can keep track of where they are and what is the most current version for making future corrections.*

11/21/2014

Section 10: Definitions

One member suggested removing points 1, 2, and 3 in the definition of “service connection” in light of changes made later in the regulations. He pointed out that the meter is not necessarily the point of demarcation of the service connection in many locations and should not be defined as such. Another member suggested using the phrasing “includes but not limited to.” *ODW will follow up with wording for this definition, potentially removing 1, 2, and 3.*

Section 55: Relationship of chapter to the Virginia Uniform Statewide Building Code (USBC) (13VAC5-63).

Section 55 is a new section that was added to address the relationship of the Waterworks Regulations to the Virginia Uniform Statewide Building Code. Angie described the changes in regulations that were reworded in conjunction with Virginia Department of Housing and Community Development DHCD. *No one had any comments or questions. The consensus test reflected two 2s and the rest 3s.*

Section 360: Responsibilities of the Owner

One RAP member said that he would like to change the definition of service connection, as it relates to this section. That conversation and decision was deferred for later in the meeting. (See Section 10 of the meeting minutes.) *The consensus test for changes to Section 360 reflected two 2s and the rest 3s.*

Section 460: Classification of waterworks using caustic soda feed

Angie explained that caustic soda feed was retained for safety reasons. *The consensus test resulted in two 2s and the rest 3s.*

Section 515: Use of chemicals, components, materials, and products

ODW presented this section with new wording.

Section 530: Monthly Operating Reports, Table 530.1

ODW presented this section with the new arrangement—*a* through *h* under Item 3 were removed from this section and added to Table 530.1 for consistency. *Consensus was reached for 515 and 530, with all 3s.*

Section 560: Safety

ODW presented two options for language of **Section 560**. The first option was one sentence explaining that a safety program should be in place. The second option outlined essential elements of the safety program, in accordance with VOSH. *Ten members voted for option one, and six voted for option two. Consensus was not reached in deciding which of these two options were preferable. ODW will make this determination.*

Section 600: CCCP requirements

Discussion in this section touched on DPOR requirements and regulations and the current licensing process. *The consensus test reflected one 2 and the rest 3s.*

Section 610: Containment of backflow

Subsection C: Items 5 and 6, which enumerated fire protection systems, were removed, as they are covered in Chapter 6 of the plumbing code, 608.16.4 and 608.16.5.

Subsection E: There was a request to clarify “mixed-use building” found in Item 11. ODW will clarify in the proposed regulations.

Section 630: Backflow prevention assemblies, devices and methods for containment

There were no comments on the proposed changes in this section. *The consensus test reflected three 2s and the rest 3s.*

Section 640: General design considerations

The changes made in this section were in line with the groundwater sections 840 and 845 based on work from workgroup 4.

Subsection D: One member expressed concern about the withdrawal limitations. The discussion revolved around daily and monthly maximum withdrawal limitations based on DEQ and VDH regulations. Members decided that this section merited follow-up to work out the detail of regulations for each agency. ODW will organize a workgroup 4 meeting to evaluate revisions to Subsection D. It was suggested that this should be a face-to-face discussion rather than one conducted by phone.

Section 720: Building design and layout

There were no comments on the proposed changes in this section. *Consensus was met with all 3s.*

Section 830: Surface water sources

Subsection D: One member raised the concern that the word “reservoir” used in the context of this section would require owning an entire watershed. Instead, the term “pre-sedimentation basin” is the industry standard term for a body of water used for pretreatment to improve water quality. As a result, ODW suggested deleting D altogether. They will create another section or amend an existing one (**Section 870** was suggested) for pre-sedimentation design standards.

Section 840: Groundwater sources

Subsection F and J are the result of workgroup 4 discussion. They plan on having another workgroup meeting to further determine details of the yield and drawdown test. Workgroup 4 new members include Mike Vergakis and Cliff Parker. One member pointed out that there was a typo in numbering, and there is no Subdivision 4 in subsection J.

Section 845: Wells located within a Groundwater Withdrawal Management Area (GWMA)

This Section will need to be addressed by ODW and the DEQ prior to the Workgroup 4 meeting.

Section 860: Chemical application

Members reviewed all proposed changes and had no questions or comments. *Consensus was met with all 3s.*

Section 870: Conventional filtration

Members reviewed all proposed changes and had no questions or comments. *Consensus was met with all 3s.*

Section 872: Sedimentation

Subsection H: It was suggested to incorporate H into B and G rather than stand alone. ODW will follow up to make this language change. *Consensus was met with all 3s.*

Section 874: Gravity filtration

Subsection K: For consistency, sf was changed to ft² in Item 5. *Consensus was met with all 3s.* One member suggested that the option of re-rating sedimentation basins and filters hydraulic loadings should be included with the respective subsection, instead of a stand-alone requirement. *ODW agree to revise the text as suggested.*

Section 960: Taste and odor-powder activated carbon dosage

ODW explained that there were minor revisions made to this section. *RAP members did not have any questions or comments.*

Section 990: Waterworks waste

No comments or questions were voiced.

Section 1000: Disinfection

Subsection C: After discussion about whether Item 3 was necessary based on AWWA standards, it was deleted. *The consensus test for section 1000 with Item 3 removed reflected one 2 and the rest 3s.*

Section 1001: Chlorination

Subsection A: In Item 1b, “chlorinators” was replaced with “chlorine feed systems.” One member wondered whether there should be the suggestion to avoid designs with gas chlorination. ODW pointed out that this is not within their jurisdiction. In Item 3, “surface water” was replaced with “conventional filtration.” There was further discussion about whether the “shall” should be changed to “may.” ODW pointed out that if “shall” is removed, there would be no basis to require it in the future. *When testing for consensus for this proposal, there were a few 1s. The consensus test including retaining “shall” reflected one 2 and the rest 3s.*

Section 1002: Chloramination

There were no comments and consensus was met with all 3s.

Section 1005: Ultraviolet light (UV) disinfection

After a short discussion about defining cleaning mechanisms and UV credits, no changes were made. *Consensus was met with all 3s.*

Section 1035: Pumping stations

Subsection D: After discussion about the necessity of upward sloping suction lines, Item 1d was removed. *Consensus was met with all 3s.*

Section 1050: Pump and controls

Subsection A: “A 24 hours/day” was removed from Item 6. The word “the” was also removed before “responsible personnel.” *Consensus was met with all 3s.*

Section 1065: Piping, valves and meters

Subsection A: One member felt that the word “minimize” is ambiguous and an actual specified velocity was merited. *ODW suggested striking all of 1.*

Subsection F: Item 4a was rewritten to read:

“a. A separate means to pump (blow-off) water of unsatisfactory quality to a point away from the groundwater source shall be provided. Blow off discharge shall not create a cross-connection.” Item 4b was rewritten to read: *“b. Systems shall be equipped with a watertight cap or a screened discharge.”* *Consensus for all of Section 1065 was met with all 3s.*

Section 1075: Booster pumps to serve individual connections

This section was removed by ODW. There were no further comments or questions. *Consensus was met with all 3s.*

Section 1080: Basic finished water storage design criteria

Subsection A: “USBC” was removed from the end of the section and the words “provided as required” were inserted. *Consensus was met with all 3s.*

Subsection B: One member felt that writing 6 inches is an arbitrary number. This measurement was removed and “to ensure positive drainage away from the structure” added. *Consensus was met with all 3s.*

Section 1081: Atmospheric tank storage

Subsection C: The phrase “direct connection to a sanitary sewer or storm drain” was replaced by “cross-connection hazard.”

Subsection D: “Shall” was changed to “should” in Item 2. *Consensus on Section 1081 was met for all of with all 3s.*

Article 6

One member suggested that the title of the Article should be changed back to “Water Distribution Systems” from “Distribution Piping Systems.” ODW will take this into consideration.

Section 1120: Minimum pipe size

No changes were made. *Consensus was met with all 3s.*

Section 1160: Valve, Air relief, meter, and blow-off chambers

Subsection E: There was discussion about the term “within 6 inches of pit or chamber” as members felt that this number was arbitrary. In some cases there is a sloping roof. **The term “as high as possible” replaced the previous wording. Consensus was met with all 3s.**

Section 1170: Hydrants

There were no concerns or comments for this section. *Consensus was met with 4 twos and the rest 3s.*

Section 1230: Service lines and meters

There was discussion in this section of whether the “shall” should be changed to a “should” and metering of fire lines. **Ultimately, no changes were made. Consensus testing reflected two 2s and the rest 3s.**

ODW will be creating a pdf of the final version for RAP members.

WORK GROUPS

No.1- Topic: **Well abandonment & Reactivation.** Excerpts from Private Well Regs 12VAC5-630-450 items 4 (bored wells) & 5 (grouting). Follow AWWA standards (AWWA A100). Added definitions - unconsolidated formation and consolidated formation. Considered information from WM 884 on use of emergency wells.

No.2- Topic: **Classification of waterworks, operation of waterworks, and minimum operator attendance at classified waterworks.** (12VAC5-590-460). Draft changes made.

No.3 – Topic: **Amendments to Sections 55, 360, 580-630. Cross connection control and backflow prevention programs.** Draft changes made. Considered information from Working Memo 835.

No. 4 – Topic: **Groundwater capacity and well testing (12VAC5-590-840I & 12VAC5-590-845).** Draft changes made.

Regulatory Citation Index

Color Coding:

Blue shading refers to the “federal” text.

Yellow shading refers to the sections marked for repeal. The triple symbol “&&&” Indicates that the section was not marked for repeal in the 2-6-2015 draft, but was subsequently marked for repeal in the current draft since the subject matter was already addressed in the Code.

Section	Title/Heading/Subject Matter
PART I – Sections 10 through 330	
12 VAC 5-590-10	Definitions and units of measurement
12 VAC 5-590-10 A	Definitions
12 VAC 5-590-10 B	Units of measurement
12 VAC 5-590-20	Authority for regulations [REPEALED] &&&
12 VAC 5-590-30	Purpose of regulations [REPEALED] &&&
12 VAC 5-590-35	Delegation of authority
12 VAC 5-590-40	Administration of this chapter
12 VAC 5-590-40 A	Responsibility of the Board
12 VAC 5-590-40 B	Authority of the Commissioner
12 VAC 5-590-40 C	Role of the Department
12 VAC 5-590-45	Waterworks Advisory Committee (WAC)
12 VAC 5-590-45 A	Formation by the Commissioner
12 VAC 5-590-45 B	Convene quarterly
12 VAC 5-590-45 C	Meetings are public meetings
12 VAC 5-590-45 D	Term of office
12 VAC 5-590-45 E	Commissioner appoints chair
12 VAC 5-590-45 F	Department staff member serve as secretary
12 VAC 5-590-50	Application of regulations to waterworks in operation or planned prior to the effective date of the regulations
12 VAC 5-590-50 A	Owners to comply with Part II
12 VAC 5-590-50 B	Compliance with design criteria – Part III; and issuance of construction permit
12 VAC 5-590-50 C	Compliance with materials, methods, disinfection, etc. in Part III
12 VAC 5-590-55	Relationship of this chapter to the USBC
12 VAC 5-590-55 A	Governs all waterworks from source to service connections.
12 VAC 5-590-55 B	USBC governs all construction of buildings & structures, piping, backflow prevention methods, etc.
12 VAC 5-590-55 C	Backflow prevention methods, water treatment, pumping facilities, storage, etc. in building/waterworks.
12 VAC 5-590-60	Compliance with the Administrative Process Act [REPEALED] &&&
12 VAC 5-590-70	Powers and procedures
12 VAC 5-590-80	Procedure [REPEALED]
12 VAC 5-590-100	Exception; emergency regulations
12 VAC 5-590-110	Enforcement
12 VAC 5-590-110 A	Notice to alleged violators
12 VAC 5-590-110 B	Orders to comply by Commissioner
12 VAC 5-590-110 C	Compliance with effective orders
12 VAC 5-590-110 D	Special order
12 VAC 5-590-110 E	Graduated enforcement actions
12 VAC 5-590-115	Administrative proceedings
12 VAC 5-590-115 A	Types of proceedings
12 VAC 5-590-115 B	Request for administrative proceedings
12 VAC 5-590-115 C	Administrative proceedings as a matter of right
12 VAC 5-590-120	Emergency orders
12 VAC 5-590-120 A	Commissioner issues emergency orders
12 VAC 5-590-120 B	Communicating the best practical notice to protect public health
12 VAC 5-590-120 C	Violating an emergency order
12 VAC 5-590-120 D	Effective period of emergency order determined by Commissioner
12 VAC 5-590-120 E	Emergency orders may be appealed; under APA
12 VAC 5-590-125	Chronically noncompliant waterworks
12 VAC 5-590-125 A	Issuing order with schedule for compliance
12 VAC 5-590-125 B	Certify in writing within 15 calendar days of order to comply
12 VAC 5-590-125 C	Commissioner to send copy of order to top locality official
12 VAC 5-590-125 D	Violators are subject to civil penalties
12 VAC 5-590-130	Suspension of this chapter
12 VAC 5-590-140	Variances
12 VAC 5-590-140 A	Commissioner may grant variance

12 VAC 5-590-140 B	Application for a variance
12 VAC 5-590-140 C	Consideration of a variance request
12 VAC 5-590-140 D	Disposition of a variance request
12 VAC 5-590-140 E	Public hearings before variance becomes effective & schedule
12 VAC 5-590-140 F	Issuance of variance
12 VAC 5-590-140 G	Posting of variances; nontransferable
12 VAC 5-590-140 H	No variances for ...380, 388, 395, or 411
12 VAC 5-590-150	Exemptions
12 VAC 5-590-150 A	Commissioner may grant exemption
12 VAC 5-590-150 B	Application for exemption
12 VAC 5-590-150 C	Consideration of exemption request
12 VAC 5-590-150 D	Disposition of exemption request
12 VAC 5-590-150 E	Public hearings before exemptions becomes effective & schedule
12 VAC 5-590-150 F	Issuance of exemption
12 VAC 5-590-150 G	Posting of exemptions
12 VAC 5-590-150 H	No exemptions for ...380, 388, or 395
12 VAC 5-590-160	Types of hearings [REPEALED]
12 VAC 5-590-170	Request for hearing [REPEALED]
12 VAC 5-590-180	Hearing as a matter of right [REPEALED]
12 VAC 5-590-190	Permits
12 VAC 5-590-190 A	Must have written operation permit
12 VAC 5-590-190 B	No construction without written construction permit or general permit for distribution mains
12 VAC 5-590-190 C	Construction permits not required for extension of water distribution piping that meet Code of Virginia
12 VAC 5-590-190 D	Individual construction permits for distribution mains not required under a general permit
12 VAC 5-590-190 E	Permit may be issued with conditions
12 VAC 5-590-200	Procedure for obtaining a construction permit
12 VAC 5-590-200 A	All permits issued by Commissioner
12 VAC 5-590-200 B	Tentative well site approval; valid for 12 months
12 VAC 5-590-200 C	Plans (drawings)
12 VAC 5-590-200 D	Specifications
12 VAC 5-590-200 E	Design criteria
12 VAC 5-590-200 F	Duly recorded plat for community waterworks
12 VAC 5-590-200 G	Commissioner may require duly recorded plat for non-community waterworks
12 VAC 5-590-210	Requirements for the submission of engineering data
12 VAC 5-590-210 A	Plans, specifications, PERs prepared by Virginia PE
12 VAC 5-590-210 B	Must meet department submission requirements & Code of VA
12 VAC 5-590-210 C	Owner to submit at least 60 days ahead of desired Action/approval by Commissioner
12 VAC 5-590-210 D	Returning plans, specs, etc. Revised plans, etc. constitute a resubmission
12 VAC 5-590-220	Compliance with the manual of practice
12 VAC 5-590-220 A	Design standards; can be made more stringent by Commissioner
12 VAC 5-590-220 B	Designs must safeguard public health; design exceptions granted
12 VAC 5-590-220 C	Approval of plans and specifications
12 VAC 5-590-220 D	Compliance requirements for TNC waterworks including exemptions
12 VAC 5-590-220 E	Conditions for exceptions
12 VAC 5-590-230	Issuance of the construction permit
12 VAC 5-590-230 A	Approved plans and specs; permit issued to start construction
12 VAC 5-590-230 B	Construction permit valid for 5 years; owner to reapply after 5 years of no start
12 VAC 5-590-230 C	May include conditions; e.g., equipment certifications, performance validations, etc.
12 VAC 5-590-240	Revisions of approved plans
12 VAC 5-590-240 A	Any deviations must be approved by the Commissioner
12 VAC 5-590-240 B	Timely submission of revised plans and specifications
12 VAC 5-590-250	Statement required upon completion of construction
12 VAC 5-590-250 A	Statement of completion submitted when construction is completed
12 VAC 5-590-250 B	Additional documentation with statement; e.g., performance verification, operator training, etc.
12 VAC 5-590-260	Issuance of the operation permit
12 VAC 5-590-260 A	Commissioner issues operation permit after completion of construction and inspection
12 VAC 5-590-260 B	No operation without operation permit, except with a temporary permit
12 VAC 5-590-260 C	No operation allowed without operation permit
12 VAC 5-590-270	Startup testing and inspections
12 VAC 5-590-270 A	Startup testing must be coordinated with department
12 VAC 5-590-270 B	Right to inspect any waterworks and be present for any testing
12 VAC 5-590-280	Procedure for obtaining a construction permit for well sources [REPEALED]
12 VAC 5-590-290	Issuance of a temporary operation permit
12 VAC 5-590-290 A	Nonconventional processes, methods, etc. not covered in Part III – temporary permit application
12 VAC 5-590-290 B	Guidelines for data submission for nonconventional methods, processes, and equipment
12 VAC 5-590-290 C	Submission of plans

12 VAC 5-590-290 D	Issuance of construction permit
12 VAC 5-590-290 E	Issuance of temporary operation permit
12 VAC 5-590-290 F	Issuance of temporary operation permit if waterworks is not in compliance; public health not jeopardized
12 VAC 5-590-300	Issuance of a general permit for construction of distribution mains
12 VAC 5-590-300 A	Requesting a general permit
12 VAC 5-590-300 B	Requirements for issuance of a general permit
12 VAC 5-590-300 C	Approval of general specifications and MOU
12 VAC 5-590-300 D	General permit duration is 5 years
12 VAC 5-590-310	Amendment or reissuance of operation permits
12 VAC 5-590-320	Revocation of an operation permit
12 VAC 5-590-320 A	Revocation of operation permit; reasons explained
12 VAC 5-590-320 B	Procedure for revocation of operation permit; 30 days advance notice for the proceedings
12 VAC 5-590-330	Monitoring, records, and reporting
12 VAC 5-590-330 A	Monitoring equipment may be required and reasons why
12 VAC 5-590-330 B	Sample and testing by approved methods; reporting in an acceptable format
PART II (“Article 1”) – Sections 340 through 360	
12 VAC 5-590-340	Compliance standards
12 VAC 5-590-340 A	Owner responsible to collect and submit all samples; all analyses by DCLS or certified labs
12 VAC 5-590-340 B	Specific limits of substances recognized to be detrimental to health
12 VAC 5-590-340 C	Determination of compliance-inorganic, organic, physical, radiological, microbial, DBPs, MRDLGs, Tables 340.1-340.7
12 VAC 5-590-340 D	Residual disinfectant levels may be increased above MRDLs only for a short time to protect public health
12 VAC 5-590-350	Assessments and Sanitary surveys
12 VAC 5-590-350 A	Manner and frequency
12 VAC 5-590-350 B	Right of entry with owner's consent; owner to provide information requested by the department
12 VAC 5-590-350 C	The eight sanitary survey elements
12 VAC 5-590-350 D	Addressing significant deficiencies; corrective action plans
12 VAC 5-590-360	Responsibilities of the owner
12 VAC 5-590-360 A	Maintain conditions to assure a high degree of capability and reliability - comply with Part II
12 VAC 5-590-360 B	Exercise control from source of supply to service connection; does not imply ownership of service connection
12 VAC 5-590-360 C	Property owner exercise control of buildings, structures, and equipment up to service connection
PART II (“Article 2”) – Sections 370 through 440	
12 VAC 5-590-370	Monitoring requirements
12 VAC 5-590-370 A	Bacteriological monitoring (with Table 370.1)
12 VAC 5-590-370 B	Chemical monitoring
12 VAC 5-590-370 C	Consecutive waterworks – Commissioner may limit monitoring
12 VAC 5-590-370 D	Monitoring when developing new sources of supply – see ...820, 830, and 840
12 VAC 5-590-370 E	Commissioner may require owner to collect additional samples to provide quality control of treatment processes
12 VAC 5-590-370 F	GUDI source water sampling same as surface water sampling requirements see ...372...378
12 VAC 5-590-372	Inorganic chemicals monitoring
12 VAC 5-590-372 A	Community and NTNC waterworks; Table 340.1
12 VAC 5-590-372 B	Entry point sampling for one or more sources, combined before distribution
12 VAC 5-590-372 C	Confirmation sample required for certain inorganics within 2 weeks of notification
12 VAC 5-590-372 D	Monitoring frequencies identified for specific contaminants
12 VAC 5-590-373	Organic chemicals monitoring
12 VAC 5-590-373 A	Community and NTNC waterworks; Table 340.2
12 VAC 5-590-373 B	Initial compliance period and subsequent compliance period
12 VAC 5-590-373 C	Reduced monitoring (VOCs, SOCs, returning to compliance)
12 VAC 5-590-373 D	Increased monitoring (when contaminant detected; quarterly monitoring required, returning to compliance)
12 VAC 5-590-373 E	Monitoring waivers (GW and surface waters; waiver applications; waiver conditions; SWAP)
12 VAC 5-590-374	Disinfectant residuals, disinfection byproducts, and disinfection byproduct precursors monitoring
12 VAC 5-590-374 A	All community waterworks and NTNC using a chemical disinfectant; for TNCs using chlorine dioxide
12 VAC 5-590-374 B	Sample collection during normal operating conditions
12 VAC 5-590-374 C	Develop and implement a monitoring plan
12 VAC 5-590-374 D	Monitoring violation - failure to monitor in accordance with monitoring plan
12 VAC 5-590-374 E	Qualifying for reduced monitoring
12 VAC 5-590-374 F	TTHM and HAA5 monitoring; using LRAA see Tables 374.1-374.2 (routine, reduced, and increased)
12 VAC 5-590-374 G	Chlorite monitoring; community and NTNC waterworks (routine and reduced)
12 VAC 5-590-374 H	Bromate monitoring; community and NTNC waterworks (routine and reduced)
12 VAC 5-590-374 I	Monitoring requirements for disinfectant residuals(chlorine, chloramines, chlorine dioxide, ozone)
12 VAC 5-590-374 J	Monitoring requirements for disinfection byproduct precursors (community and NTNC waterworks); TOC measurements
12 VAC 5-590-375	Lead and copper monitoring
12 VAC 5-590-375 A	Community and NTNC waterworks
12 VAC 5-590-375 B	Monitoring requirements –site location, collection, number, timing, additional, invalidation, waivers – Table 375.1
12 VAC 5-590-375 C	Monitoring requirements for WQPs (Table 375.2)-collection methods, number, initial, after OCCT, reduced
12 VAC 5-590-375 D	Monitoring requirements for source water – sample location, collection method, and number, frequency

12 VAC 5-590-376	Surface water and GUDI sources treatment monitoring
12 VAC 5-590-376 A	Provide filtration treatment for surface water or GUDI
12 VAC 5-590-376 B	Turbidity measurements
12 VAC 5-590-376 C	Continuous residual disinfectant concentration measurements entering distribution (grab sample Table 376.1)
12 VAC 5-590-376 D	Residual disinfectant concentration measurements in the distribution (grab sample Table 376.1); HPC allowed
12 VAC 5-590-376 E	Monthly reporting of the residual disinfectant concentrations in the distribution system
12 VAC 5-590-377	Physical constituent monitoring
12 VAC 5-590-377 A	Color, pH, odor, TDS monitoring; See Table 340.3
12 VAC 5-590-377 B	On-site daily turbidity measurements at each entry point for GW sources (not required to filter)
12 VAC 5-590-378	Radiological monitoring
12 VAC 5-590-378 A	Community waterworks – sample locations, frequency, timing
12 VAC 5-590-378 B	Compliance with PMCLs; see Table 340.4 – frequency of sampling
12 VAC 5-590-379	Groundwater waterworks monitoring
12 VAC 5-590-379 A	General monitoring requirements; includes 4-log issues
12 VAC 5-590-379 B	Groundwater source microbial monitoring; triggered sampling, invalidation of E.coli results, sample location, PN, violations
12 VAC 5-590-379 C	Monitoring requirements for source water before any treatment, number of samples; see Table 379.1, confirmation sample
12 VAC 5-590-380	Bacteriological compliance
12 VAC 5-590-380 A	Presence/Absence
12 VAC 5-590-380 B	PMCLs for microbial contaminants
12 VAC 5-590-380 C	Best available technology, treatment techniques
12 VAC 5-590-380 D	Repeat monitoring required
12 VAC 5-590-380 E	Invalidating coliform positive samples
12 VAC 5-590-380 F	E coli – issues
12 VAC 5-590-380 G	Disinfection of GW sources; geometric mean; 4-log treatment
12 VAC 5-590-380 H	Samples analyzed by DCLS or labs certified by DCLS
12 VAC 5-590-382	Inorganic chemicals compliance
12 VAC 5-590-382 A	PMCLs confirmation sample required
12 VAC 5-590-382 B	Nitrate and nitrite; confirmation sample required; average initial + confirmation
12 VAC 5-590-382 C	SMCLs confirmation sample required
12 VAC 5-590-383	Organic chemicals compliance
12 VAC 5-590-383 A	PMCLs confirmation sample required
12 VAC 5-590-383 B	Average initial + confirmation samples
12 VAC 5-590-383 C	Compliance with Table 340-2; detection limits and sampling frequencies
12 VAC 5-590-384	Disinfectant residuals, disinfection byproducts, and disinfection byproduct precursor compliance
12 VAC 5-590-384 A	General requirements, LRAA
12 VAC 5-590-384 B	Disinfection byproducts; TTHMs, HAA5, bromate, chlorite
12 VAC 5-590-384 C	Disinfectant residuals – chlorine, chloramines, chlorine dioxide
12 VAC 5-590-384 D	Disinfection byproduct precursors
12 VAC 5-590-385	Lead and copper action level compliance
12 VAC 5-590-385 A	Lead action level
12 VAC 5-590-385 B	Copper action level
12 VAC 5-590-385 C	Lead and copper 90 th percentile calculations
12 VAC 5-590-388	Radiological compliance
12 VAC 5-590-388 A	MCLGs; see Table 546.1
12 VAC 5-590-388 B	PMCLs; entry point sampling
12 VAC 5-590-388 C	See Table 340.4 for compliance determination
12 VAC 5-590-388 D	Public notification required if PMCL exceeded for any contaminant
12 VAC 5-590-390	Physical constituent compliance
12 VAC 5-590-390 A	Color, odor, pH, and TDS
12 VAC 5-590-390 B	Turbidity in GW not required to filter
12 VAC 5-590-391	Treatment technique requirements
12 VAC 5-590-391 A	Treatment technique instead of PMCL
12 VAC 5-590-391 B	Violation for failure to maintain treatment technique
12 VAC 5-590-392	Coliform treatment technique triggers and assessment requirements
12 VAC 5-590-392 A	Assessments required after exceeding treatment technique triggers
12 VAC 5-590-392 B	Treatment technique triggers – Level 1 and Level 2
12 VAC 5-590-392 C	Assessment requirements – completion Level 1 and Level 2
12 VAC 5-590-392 D	Corrective actions
12 VAC 5-590-392 E	Consultation between owner and Commissioner
12 VAC 5-590-392 F	Violations
12 VAC 5-590-395	Surface water and GUDI source, polymer, and recycle treatment techniques
12 VAC 5-590-395 A	Surface water and GUDI source treatment techniques - Filtration and disinfection required; removal credits
12 VAC 5-590-395 B	Polymer treatment techniques (annual certification by owner – 3rd party or manufacturer; acrylamide, epichlorohydrin)
12 VAC 5-590-395 C	Recycle treatment techniques
12 VAC 5-590-400	Radiological quality [REPEALED]
12 VAC 5-590-401	Enhanced filtration and disinfection for cryptosporidium treatment techniques

12 VAC 5-590-401 A	All surface water or GUDI and based on population
12 VAC 5-590-401 B	Initial and second round of monitoring; monitoring plans required (see Table 401.1)
12 VAC 5-590-401 C	Disinfection profiles; disinfection benchmarks
12 VAC 5-590-401 D	Cryptosporidium treatment bin classification; see Table 401.2
12 VAC 5-590-401 E	Additional treatment for Cryptosporidium (microbial toolbox); see Tables. 401.3...401.7; CT Tables
12 VAC 5-590-401 F	Recordkeeping and reporting
12 VAC 5-590-405	Lead and copper treatment techniques
12 VAC 5-590-405 A	LCR corrosion control techniques
12 VAC 5-590-405 B	Water supply treatment technique requirements
12 VAC 5-590-405 C	Lead service line replacement treatment technique requirements
12 VAC 5-590-405 D	Lead public education requirements
12 VAC 5-590-410	Determination of compliance [REPEALED]
12 VAC 5-590-411	Disinfectant byproduct precursor, disinfection byproducts, and maximum disinfectant level treatment techniques
12 VAC 5-590-411 A	Treatment technique for control of disinfection byproduct precursors; see Table 411.1
12 VAC 5-590-411 B	The BAT, treatment techniques, or other means available for achieving compliance with PMCLs for DBPs
12 VAC 5-590-411 C	The BAT, treatment techniques, or other means available for achieving compliance with the MRDLs; see Table 340.7
12 VAC 5-590-415	Uncovered finished water storage
12 VAC 5-590-415 A	Must cover facility
12 VAC 5-590-415 B	Notify Commissioner of the use of each uncovered finished water storage facility
12 VAC 5-590-415 C	Cover facility according to approved compliance schedule
12 VAC 5-590-415 D	Failure to comply is a TT violation
12 VAC 5-590-420	Treatment technique requirement [REPEALED]
12 VAC 5-590-421	Groundwater system treatment techniques
12 VAC 5-590-421 A	GW source waterworks must correct significant deficiency
12 VAC 5-590-421 B	GW source waterworks must provide at least 4-log treatment of viruses before or at the 1 st customer
12 VAC 5-590-421 C	GW source waterworks providing at least 4-log treatment of viruses shall monitor the effectiveness & reliability
12 VAC 5-590-421 D	Discontinuing compliance monitoring or treatment if no longer necessary
12 VAC 5-590-425	Raw water monitoring requirements for groundwater sources [REPEALED]
12 VAC 5-590-430	Determination of surface water influence of groundwater sources
12 VAC 5-590-430 A	All GW sources evaluated for GUDI of surface water – 3 Step Procedure
12 VAC 5-590-430 B	Criteria to evaluate GUDI
12 VAC 5-590-430 C	Interim measures until final determination of GUDI
12 VAC 5-590-430 D	If GUDI, owner to propose mitigation or plan to correct deficiencies
12 VAC 5-590-430 E	Sources evaluated as not GUDI may be re-evaluated
12 VAC 5-590-440	Analytical methods
12 VAC 5-590-440 A	Consistent with 40 CFR Parts 141, 143, and 136. All certified labs must comply with DCLS regulations
12 VAC 5-590-440 B	Accept analytical results (handled and documented) from certified labs only
12 VAC 5-590-440 C	Testing for process parameters - any acceptable person or party, approved analytical method found in 40 CFR Part 141
PART II (“Article 3”) – Sections 450 through 570	
12 VAC 5-590-450	Facility and personnel management
12 VAC 5-590-460	Personnel [REPEALED]
12 VAC 5-590-461	Classification of waterworks, operator requirements, and operator attendance
12 VAC 5-590-461 A	Classification of waterworks Classes 1 through 6
12 VAC 5-590-461 B	Operator requirements
12 VAC 5-590-461 C	Minimum operator attendance at classified waterworks
12 VAC 5-590-461 D	Operator attendance alternatives
12 VAC 5-590-470	Waterworks condition - maintained in a clean and orderly condition
12 VAC 5-590-475	Removal of wells from service
12 VAC 5-590-475 A	Temporary inactivation
12 VAC 5-590-475 B	Permanent abandonment
12 VAC 5-590-476	Reactivation of wells
12 VAC 5-590-476 A	Owner must notify the Department of the intent to reactivate a well
12 VAC 5-590-476 B	Required actions prior to bringing the well into service – pumping to waste
12 VAC 5-590-476 C	After the well is pumped, water quality samples shall be collected (< 1 yr=E.coli; >1 yr=MPN and nitrate)
12 VAC 5-590-476 D	A well yield and drawdown test may be required by the commissioner prior to bringing the well into service
12 VAC 5-590-476 E	A well may be activated for emergency use prior to receipt of satisfactory monitoring results; with special water advisory
12 VAC 5-590-480	Operational control testing and monitoring
12 VAC 5-590-480 A	Water analyses and tests performed at waterworks – 4 main purposes
12 VAC 5-590-480 B	Testing for regulatory compliance purposes shall use an EPA-approved analytical method in 40 CFR Parts 141 and 143
12 VAC 5-590-480 C	Ample laboratory space shall be provided for all required laboratory analyses
12 VAC 5-590-480 D	Required waterworks on-site laboratory analyses; additional testing may be required
12 VAC 5-590-480 E	Process control instruments, monitors, gauges, controllers, etc. per Part III, maintained fully operational and calibrated
12 VAC 5-590-490	Adequate treatment
12 VAC 5-590-490 A	Determination of adequate treatment (selected processes) consistent with source of supply and competent operation
12 VAC 5-590-490 B	All waterworks shall provide adequate treatment and potable water
12 VAC 5-590-500	Disinfection criteria, determination of CT, disinfection profiles, and disinfection benchmarks for Giardia and virus inactivation

12 VAC 5-590-500 A	All surface water sources or GUDI sources, in whole or in part shall be disinfected
12 VAC 5-590-500 B	GW source waterworks shall provide CT to achieve a 4-log inactivation of viruses (primary disinfection)
12 VAC 5-590-500 C	Disinfection criteria –Log removal credits (Table 500.1) for filtration processes
12 VAC 5-590-500 D	Disinfection profile shall be developed
12 VAC 5-590-500 E	Owners of waterworks shall calculate the total inactivation ratio for Giardia lamblia and viruses (see CT Tables-500.2-500.14)
12 VAC 5-590-500 F	Disinfection benchmark shall be calculated
12 VAC 5-590-500 G	Owner shall retain the disinfection profile in graphic form, as a spreadsheet, or in some other acceptable format
12 VAC 5-590-500 H	Prior to significant change in disinfection practice, owner to review disinfection benchmark and consult with commissioner
12 VAC 5-590-505	Emergency management plan (EMP) for extended power outages
12 VAC 5-590-505 A	EMP in place for extended power outages for Community & consecutive waterworks
12 VAC 5-590-505 B	Plan kept current at a location that is readily accessible to the owner in the event of an extended power outage
12 VAC 5-590-505 C	Owner of each community waterworks certify in writing to the department that the plan has been completed
12 VAC 5-590-505 D	Elements of the plan
12 VAC 5-590-510	Acceptable operating practices
12 VAC 5-590-510 A	Concern for the public health significance of certain practices related to waterworks operation
12 VAC 5-590-510 B	Filter operation
12 VAC 5-590-510 C	Waterworks shall provide a minimum working pressure of 20 psi-gauge (psig) at all service connections
12 VAC 5-590-511	Maintenance of waterworks' integrity [DELETED FROM CONSIDERATION]
12 VAC 5-590-515	Use of chemicals
12 VAC 5-590-515 A	NSF/ANSI standards 60
12 VAC 5-590-515 B	Product labelling and a proper certification mark or Safety data sheet information
12 VAC 5-590-515 C	Owner to maintain documentation
12 VAC 5-590-520	Waterworks capacity
12 VAC 5-590-520 A	Written plan within 30 days required at 80% permitted capacity for any consecutive 3-month period
12 VAC 5-590-520 B	Reevaluating well source capacity; i.e., conduct yield and drawdown test when the well has demonstrated declining yield
12 VAC 5-590-530	Reporting
12 VAC 5-590-530 A	All required monitoring activity - owner reporting (or authorized agent) no later than 10th day of following month
12 VAC 5-590-530 B	Owner's duty and responsibility to report in the most expeditious manner under special circumstances
12 VAC 5-590-530 C	Bacteriological examination reporting
12 VAC 5-590-530 D	Turbidity reporting
12 VAC 5-590-530 E	PMCL exceedance - of an inorganic or organic chemical for a single sample
12 VAC 5-590-530 F	Report within 48 hours for failure to comply with the monitoring and sanitary survey requirements
12 VAC 5-590-530 G	Report within 48 hours for failure to comply with the requirements of any schedule prescribed variance or exemption
12 VAC 5-590-530 H	Owner to report Tier 1 violation/situation - as soon as practical, within 24 hours, consult on need for any additional actions
12 VAC 5-590-530 I	Reporting requirements for coliform treatment technique violations
12 VAC 5-590-530 J	Owner of a seasonal waterworks shall submit certification of completion of the approved start-up procedure
12 VAC 5-590-530 K	For GW source waterworks – failures on min. residual disinfectant (> 4 hrs), corrective action, source water monitoring
12 VAC 5-590-531	Reporting requirements for filtration treatment and disinfection treatment
12 VAC 5-590-531 A	Waterworks using surface water or a GUDI source - report monthly with specific information
12 VAC 5-590-531 B	Reporting of requirements for enhanced treatment for Cryptosporidium; see Table 531.1 (microbial toolbox)
12 VAC 5-590-531 C	Disinfection information (operations) reported within 10 days after end of each month (include in MOR)
12 VAC 5-590-531 D	Reporting requirements for disinfection byproducts-LRAA, chlorite, bromate.
12 VAC 5-590-531 E	Reporting requirements for disinfectants-chlorine, chloramines, chlorine dioxide
12 VAC 5-590-531 F	Reporting requirements for disinfection byproduct precursors - TOC removals, alternative compliance criteria
12 VAC 5-590-531 G	Additional reporting within 24 hrs - waterborne disease outbreak & low chlorine residual < 0.2 mg/L (restore within 4 hrs)
12 VAC 5-590-532	Reporting requirements for lead and copper
12 VAC 5-590-532 A	All owners (community & NTNC) must report
12 VAC 5-590-532 B	Reporting requirements for tap water monitoring for lead and copper and for water quality parameter monitoring
12 VAC 5-590-532 C	Source water monitoring reporting requirements
12 VAC 5-590-532 D	Corrosion control treatment reporting requirements
12 VAC 5-590-532 E	Source water treatment reporting requirements
12 VAC 5-590-532 F	Lead service line replacement reporting requirements
12 VAC 5-590-532 G	Public education program reporting requirements
12 VAC 5-590-532 H	Reporting of additional monitoring data (beyond basic requirements)
12 VAC 5-590-532 I	If commissioner calculates 90th percentile, then waterworks does not have to report to ODW
12 VAC 5-590-540	Public notices
12 VAC 5-590-540 A	All owners shall give public notice (Tiers 1-3) to their consumers-includes consecutive waterworks
12 VAC 5-590-540 B	Limited/selective distribution of public notice allowed – must be granted in writing
12 VAC 5-590-540 C	Public notice distribution requirements (Tiers 1-3)
12 VAC 5-590-540 D	Public notice contents
12 VAC 5-590-540 E	Public notice to new billing units or customers
12 VAC 5-590-540 F	Special notice of the availability of unregulated contaminant monitoring results
12 VAC 5-590-540 G	Special notice for exceedance of the SMCL for fluoride
12 VAC 5-590-540 H	Special notice for nitrate exceedances above PMCL by noncommunity waterworks
12 VAC 5-590-540 I	Special notice for repeated failure to conduct sampling of the source water for Cryptosporidium

12 VAC 5-590-540 J	Special notice for failure to determine bin classification or mean Cryptosporidium level
12 VAC 5-590-540 K	Special notice for significant deficiencies by noncommunity GW systems
12 VAC 5-590-540 L	Commissioner may give notice to the public on behalf of the owner who remains legally responsible
12 VAC 5-590-540 M	Commissioner may require an owner to provide public notice for significant changes in water quality
12 VAC 5-590-540 N	Provide certification and copy of notice within 10 days of completion of each initial and repeat public notice
12 VAC 5-590-540 O	Owner to maintain copies of each public notice and certification for at least 3 years after issuance
12 VAC 5-590-545	Consumer confidence reports
12 VAC 5-590-545 A	Purpose and applicability
12 VAC 5-590-545 B	Effective dates
12 VAC 5-590-545 C	Content
12 VAC 5-590-545 D	Additional health information
12 VAC 5-590-545 E	Assessments (Level 1 or Level 2) by community waterworks – no E. coli
12 VAC 5-590-545 F	Level 2 assessments by community waterworks –E. coli
12 VAC 5-590-545 G	Report delivery and record keeping
12 VAC 5-590-546	Regulated contaminants for the consumer confidence reports and public notification
12 VAC 5-590-546 A	Mandatory language in PNs and CCRs.
12 VAC 5-590-546 B	Table 546.1 with mandatory language
12 VAC 5-590-550	Recordkeeping [some selected exclusions in the 2-6-2015 draft]
12 VAC 5-590-550 A	Owner to maintain records per retention schedule
12 VAC 5-590-550 B	Types of records to be retained at convenient location by owner
12 VAC 5-590-550 C	Types of records on GW sources to be retained by owner
12 VAC 5-590-560	Safety
12 VAC 5-590-565	Source water protection
12 VAC 5-590-565 A	Authority to protect waterworks by locality
12 VAC 5-590-565 B	Buffers and reservoirs
12 VAC 5-590-565 C	Developing source water protection plans
12 VAC 5-590-570	Operational reporting requirements
12 VAC 5-590-570 A	Monthly operational reports (see formats in Tables 5701....570.13)
12 VAC 5-590-570 B	Reporting specific incidents within 24 hours to the department (FOs)
PART II (“Article 4”) – Sections 580 through 630	
12 VAC 5-590-580	General requirements for cross-connection control and backflow prevention
12 VAC 5-590-580 A	Establish and enforce a cross-connection control program
12 VAC 5-590-580 B	No water service connection allowed if cross connection to waterworks exists
12 VAC 5-590-580 C	Owner to maintain acceptable working pressures in the distribution system
12 VAC 5-590-590	Cross connections [REPEALED]
12 VAC 5-590-600	CCCP responsibilities
12 VAC 5-590-600 A	Owner to establish and operate a cross-connection control program
12 VAC 5-590-600 B	Owner to establish procedures to complete assessments and determine hazards and safeguards
12 VAC 5-590-600 C	Owner to establish procedures to complete operational tests on assemblies, devices, methods at least annually
12 VAC 5-590-600 D	In lieu of annual assessments and operational tests, owner may provide a public education program
12 VAC 5-590-600 E	Owner to take prompt corrective action to confine and eliminate pollution/contamination and notify department
12 VAC 5-590-600 F	Owner to maintain an inventory of assemblies, methods, and devices installed
12 VAC 5-590-600 G	Owner to maintain records related to the cross-connection control program
12 VAC 5-590-610	Containment of backflow
12 VAC 5-590-610 A	Backflow prevention assemblies or elimination methods complying with USBC
12 VAC 5-590-610 B	Backflow prevention assembly or backflow elimination method installation conditions
12 VAC 5-590-610 C	Control devices to prevent a reduction of pump suction line pressure to less than 20 psig
12 VAC 5-590-610 D	Backflow prevention assembly or backflow elimination method at specific facilities
12 VAC 5-590-610 E	Protection for temporary or emergency service connections with devices. appropriately certified or approved
12 VAC 5-590-620	Type of protection required [REPEALED]
12 VAC 5-590-630	Backflow prevention assemblies, devices, and methods for containment
12 VAC 5-590-630 A	Any backflow prevention device shall be of the approved type and shall comply with the USBC
12 VAC 5-590-630 B	Safeguard required shall depend on the degree of hazard (see Table 630.1)
12 VAC 5-590-630 C	Where applicable, backflow prevention devices shall not be installed in areas subject to flooding or in pits
12 VAC 5-590-630 D	Testing and repairs by persons certified by DPOR, Virginia Board for Contractors, under the Tradesman Regulations
PART III – Sections 640 through 1235	
12 VAC 5-590-640	General design considerations
12 VAC 5-590-640 A	Confirm to VA Code, predictable to10-30 years ahead, modular expansion considered
12 VAC 5-590-640 B	Waterworks design shall be based on sound engineering practice
12 VAC 5-590-640 C	Provide a minimum residual pressure of 20 psig at all service connections; hydraulic modeling may be used
12 VAC 5-590-640 D	Materials of construction shall comply with NSF/ANSI Standard 61, or an approved equivalent
12 VAC 5-590-650	Objectives of a waterworks [REPEALED]
12 VAC 5-590-660	Site location
12 VAC 5-590-660 A	Above the projected 100 year flood-plain elevation
12 VAC 5-590-660 B	All season accessibility to waterworks pumping and treatment facilities

12 VAC 5-590-660 C	Functional aspects considered in design – access roads, electrical power availability (> 1 source)
12 VAC 5-590-670	Site size
12 VAC 5-590-670 A	Area reserved around a well or spring site shall conform to 12VAC5-590-840 D and 12VAC5-590-840 E.
12 VAC 5-590-670 B	Plant site shall be of ample size to accommodate expansion and treatment of treatment plant residuals
12 VAC 5-590-670 C	Disposal of water treatment plant residuals-conform to the State Water Control Law, Title 62.1 of the Code of Virginia.
12 VAC 5-590-680	Treatment process selection and best available technology
12 VAC 5-590-680 A	Considerations when selecting treatment processes
12 VAC 5-590-680 B	Design shall employ BAT for achieving compliance with the PMCLs – organics & inorganics
12 VAC 5-590-680 C	Design shall employ BAT for achieving compliance with the PMCLs - radionuclides
12 VAC 5-590-680 D	Alternative technologies may be employed when approved by the commissioner
12 VAC 5-590-680 E	Design shall employ processes specified by treatment technique requirements
12 VAC 5-590-680 F	POU devices N/A for microbial; POE or POU devices for short-term interim use, condition of a variance or exemption
12 VAC 5-590-690	Capacity of waterworks [REPEALED]
12 VAC 5-590-700	Metering total water production
12 VAC 5-590-710	Site layout [REPEALED]
12 VAC 5-590-720	Building design and construction
12 VAC 5-590-720 A	USBC and Fire Prevention Code requirements
12 VAC 5-590-720 B	Safety provisions to protect operators and other personnel; comply with OSHA standards, and Code of VA
12 VAC 5-590-720 C	Color coding and piping system identification of contents and flow direction, etc.
12 VAC 5-590-720 D	Common division walls between basins or conduits containing nonpotable water and potable water are prohibited
12 VAC 5-590-720 E	Shop space and storage requirements
12 VAC 5-590-720 F	Extra wall castings to facilitate expansion and future uses for pipes passing concrete structures
12 VAC 5-590-725	Automated monitoring and control systems
12 VAC 5-590-730	Alternate power sources
12 VAC 5-590-730 A	Emergency management plan for extended power outages – required for each community waterworks (2VAC5-590-505)
12 VAC 5-590-730 B	Alternative power sources at all waterworks shall be considered in design
12 VAC 5-590-740	Maintenance and servicing of equipment [REPEALED]
12 VAC 5-590-750	Shop space and storage [REPEALED]
12 VAC 5-590-760	Laboratory facilities
12 VAC 5-590-760 A	Design - compatible with the equipment provided, the water supply, and the design and complexity of the water treatment
12 VAC 5-590-760 B	Community & NTNC - design shall provide for adequate conditions to carry out reliable testing
12 VAC 5-590-760 C	Certified analytical laboratory facilities analyzing drinking water shall comply with 1VAC30-41
12 VAC 5-590-770	Sampling and monitoring equipment
12 VAC 5-590-770 A	Sample taps, master control sink, prevent cross connections
12 VAC 5-590-770 B	Continuous monitoring instrumentation shall have electronic sensors and recording capabilities
12 VAC 5-590-780	Wall castings [REPEALED]
12 VAC 5-590-790	Process water
12 VAC 5-590-800	Disinfection [REPEALED]
12 VAC 5-590-810	Components, materials, and products
12 VAC 5-590-820	New water source selection and sampling
12 VAC 5-590-820 A	Preference to the best available sources of supply presenting minimal risks of contamination
12 VAC 5-590-820 B	Select and maintain sources that will assure the water is continuously amenable to available treatment processes
12 VAC 5-590-820 C	For new sources, all water samples submitted to the DCLS or certified lab for analysis
12 VAC 5-590-830	Surface water sources
12 VAC 5-590-830 A	What comprises a surface water source
12 VAC 5-590-830 B	Surface water source assessed by owner – natural & man-made factors - quality and quantity, submitted with design
12 VAC 5-590-830 C	Layout of surface water intake structures
12 VAC 5-590-840	Groundwater sources
12 VAC 5-590-840 A	What constitutes a GW source
12 VAC 5-590-840 B	Construction in the GW management area; preventing blending or cross contamination of the aquifers
12 VAC 5-590-840 C	GW sources must be analyzed for chemical, physical, radiological, & bacteriological quality - 12VAC5-590-840 K
12 VAC 5-590-840 D	Minimum well lot requirements – Community waterworks wells
12 VAC 5-590-840 E	Minimum well location requirements
12 VAC 5-590-840 F	Commissioner to determine class of well construction; form GW-2 required
12 VAC 5-590-840 G	Well construction materials and development (Table 840.1)
12 VAC 5-590-840 H	Perform well yield and drawdown test – min 48 hours; special requirements for noncommunity waterworks
12 VAC 5-590-840 I	Well appurtenances
12 VAC 5-590-840 J	All GW sources – disinfect per AWWA Standard C654 after placement of final pumping equipment
12 VAC 5-590-840 K	Water quality tests to determine treatment if any
12 VAC 5-590-840 L	Observation wells
12 VAC 5-590-840 M	Sealing of select zones to be protected but excluded from final well completion (\pm 5 feet)
12 VAC 5-590-840 N	Gravel packed wells
12 VAC 5-590-840 O	Radial water collector systems – considered on an individual basis
12 VAC 5-590-840 P	Flowing artesian wells located outside a GWMA - considered on an individual basis
12 VAC 5-590-840 Q	Capacity determination of wells used for community waterworks
12 VAC 5-590-840 R	Waterworks serving > 50 connections - wells only, 2 two wells, with 2nd well rated at least 30% of permit capacity

12 VAC 5-590-840 S	Waterworks serving < 50 connections – with single well, ready access to replacement pump or 48 hours storage
12 VAC 5-590-840 T	Springs - considerations for development
12 VAC 5-590-850	Appropriate treatment
12 VAC 5-590-850 A	Design/selection of treatment facilities – based on source/finished water quality; see 12VAC5-590-680 & 12VAC5-590-685
12 VAC 5-590-850 B	Address safety considerations in design of treatment facilities; see 12VAC5-590-560
12 VAC 5-590-860	Chemical application
12 VAC 5-590-860 A	Plans & specs of feed equipment
12 VAC 5-590-860 B	Application points of chemicals
12 VAC 5-590-860 C	Feed equipment design and layout; standby feeder available
12 VAC 5-590-860 D	Chemicals – storage and handling
12 VAC 5-590-860 E	Housing for the chemicals - design & layout considerations
12 VAC 5-590-860 F	Safety provisions - operator and other personnel safety from chemical exposures in accordance with VOSH requirements
12 VAC 5-590-865	Conventional filtration treatment
12 VAC 5-590-865 A	What comprises conventional filtration treatment
12 VAC 5-590-865 B	Designing for continuous operation
12 VAC 5-590-865 C	Consideration of pre-sedimentation of waters containing high turbidity or organics (as measured by total organic carbon).
12 VAC 5-590-870	Mixing and sedimentation [REPEALED]
12 VAC 5-590-871	Coagulation and flocculation
12 VAC 5-590-871 A	Rapid mixing – design considerations (Table 871.1)
12 VAC 5-590-871 B	Flocculation mixing - design considerations
12 VAC 5-590-872	Sedimentation
12 VAC 5-590-872 A	Determining the number and design of sedimentation basins
12 VAC 5-590-872 B	Determining the minimum settling time
12 VAC 5-590-872 C	Designing flow arrangements (inlets, baffles, etc.) to provide uniform flows across the basin
12 VAC 5-590-872 D	Designing outlet weirs or submerged orifices to maintain settling velocities in the basin and minimize short circuiting
12 VAC 5-590-872 E	Linear velocity in pipes and conduits from settling basins shall not exceed 1.0 ft/sec
12 VAC 5-590-872 F	Rectangular sedimentation basins shall be designed with a length to width ratio of at least 4:1
12 VAC 5-590-872 G	Establishing surface overflow rates; higher rates approved through demonstration
12 VAC 5-590-872 H	Basin design provisions - means for dewatering, sloping bottom for sludge removal, mechanical sludge collection system
12 VAC 5-590-872 I	Design considerations - windbreaks for high & frequent cross winds, covers or enclosures in locations subject to freezing
12 VAC 5-590-872 J	Velocity through settling basins shall not exceed 1.0 ft/min – baffles used in design to minimize short circuiting
12 VAC 5-590-872 K	Multiple basins for continuous operability; individual basins may be isolated without disrupting plant operation
12 VAC 5-590-872 L	Mechanical sludge collecting equipment shall be considered for all plants
12 VAC 5-590-872 M	Special design considerations for sedimentation basins with tube or plate settlers
12 VAC 5-590-873	Solids contact treatment units
12 VAC 5-590-873 A	When solids contact units are acceptable for combined flocculation and clarification
12 VAC 5-590-873 B	A minimum of two units shall be provided
12 VAC 5-590-873 C	Rapid mix device designed in accordance with 12VAC5-590-871
12 VAC 5-590-873 D	Flocculation equipment – design features
12 VAC 5-590-873 E	Sludge equipment design - provide either internal or external sludge concentrators with sludge removal systems
12 VAC 5-590-873 F	Designing for cross connection control
12 VAC 5-590-873 G	Establishing the detention time on the basis of the source water characteristics and other local conditions (min 2 hrs)
12 VAC 5-590-873 H	Designing orifices to produce uniform rising rates over entire area of tank and an exit velocity not to exceed 1.0 ft/sec
12 VAC 5-590-873 I	Upflow rates not to exceed 1.0 gpm/ft ² of area at the sludge separation line
12 VAC 5-590-874	Gravity filtration
12 VAC 5-590-874 A	At least two gravity filter units - provided in conventional filtration treatment plants and direct filtration treatment plants
12 VAC 5-590-874 B	Establishing filter loading rates for filters during normal operation. Alternative loading rates approved by demonstration
12 VAC 5-590-874 C	Design considerations for filter structure
12 VAC 5-590-874 D	Design considerations for backwash water troughs
12 VAC 5-590-874 E	Acceptable filter media (coal, sand, GAC); others approved by commissioner (by pilot plant/ full scale demonstration)
12 VAC 5-590-874 F	Support media characteristics – Table 874.1
12 VAC 5-590-874 G	Design considerations for filter bottoms and strainer systems
12 VAC 5-590-874 H	Surface wash or air scouring of filters – design considerations
12 VAC 5-590-874 I	Turbidity monitoring – equipment and operational control features (see also §770)
12 VAC 5-590-874 J	Appurtenances – design and operational features
12 VAC 5-590-874 K	Design considerations and provisions for backwash
12 VAC 5-590-874 L	Other design considerations – equipment for operational oversight
12 VAC 5-590-875	Direct filtration
12 VAC 5-590-875 A	What is direct filtration
12 VAC 5-590-875 B	In-plant demonstration study or pilot study required to demonstrate acceptable performance of direct filtration
12 VAC 5-590-875 C	Presedimentation may be required to meet requirements of 12VAC5-590-870 D prior to direct filtration treatment plants
12 VAC 5-590-875 D	Rapid mix coagulation and flocculation shall be provided, meeting the requirements of 12VAC5-590-871
12 VAC 5-590-875 E	Dual media or multimedia gravity filters meeting 12VAC5-590-874. Alternative designs - considered by commissioner
12 VAC 5-590-875 F	Turbidity monitoring - equipment and operational control features
12 VAC 5-590-875 G	Manual override provided for all automatic unit process control
12 VAC 5-590-875 H	Plant design should allow for the future installation of sedimentation basins

12 VAC 5-590-880	Diatomaceous earth filtration
12 VAC 5-590-880 A	Where diatomaceous earth filtration is best used
12 VAC 5-590-880 B	Installation of a diatomaceous earth filtration system shall be preceded by a pilot plant study on the water to be treated
12 VAC 5-590-880 C	Pressure or vacuum diatomaceous earth filtration units will be considered for approval
12 VAC 5-590-880 D	Treated water storage capacity > normal requirements to allow filter operation guaranteeing continuity of service
12 VAC 5-590-880 E	At least two filtering units shall be provided at plants having a rated capacity of more than 100 gpm
12 VAC 5-590-880 F	Uniform precoat application, and diatomaceous earth in the amount of 0.2 lb/ft ² of filter
12 VAC 5-590-880 G	Body feed system designed with operational features to apply additional amounts of diatomaceous earth
12 VAC 5-590-880 H	Rate of filtration - Hydraulic loading rate not exceed 1.5 gpm/ft ² of filter area with filtration rate controlled
12 VAC 5-590-880 I	Head loss - not to exceed 30 psi for pressure diatomaceous earth filters, or a vacuum of 15 in. of Hg for a vacuum system
12 VAC 5-590-880 J	Design considerations for recirculation or holding pump to maintain differential pressure (min. rate of 0.1 gpm/ft ²)
12 VAC 5-590-880 K	Filter elements – design considerations
12 VAC 5-590-880 L	Filter influent shall be designed to prevent scour of the diatomaceous earth from the filter element
12 VAC 5-590-880 M	Provision shall be made for periodic backwashing of filter and removal and disposal of spent filter cake
12 VAC 5-590-880 N	Appurtenances provided for every filter to allow sampling and operational control
12 VAC 5-590-880 O	Turbidity monitoring - indicating and recording turbidimeters meeting requirements of 12VAC5-590-770 B
12 VAC 5-590-880 P	O&M manual for all diatomaceous earth filtration units
12 VAC 5-590-880 Q	Owner shall require the equipment manufacturer to provide on-site start-up and follow-up training
12 VAC 5-590-881	Slow sand filtration
12 VAC 5-590-881 A	Treatment approved only after a pilot study demonstration
12 VAC 5-590-881 B	At least two filters shall be provided, each meeting design maximum daily water demand with one filter out of service
12 VAC 5-590-881 C	Sand shall be clean silica sand meeting specific criteria: effective size, uniformity coefficient, and bed depth
12 VAC 5-590-881 D	Supporting media gravel shall meet the requirements of 12VAC5-590-874 G
12 VAC 5-590-881 E	Structural details- design considerations
12 VAC 5-590-881 F	General design requirements- operational control
12 VAC 5-590-882	Membrane filtration
12 VAC 5-590-882 A	Applicability
12 VAC 5-590-882 B	Systems meet requirements (12VAC5-590-401 E 6 b) for removal credit for Giardia lamblia and Cryptosporidium
12 VAC 5-590-882 C	Study to demonstrate satisfactory performance prior to installation of a membrane filtration system
12 VAC 5-590-882 D	All membrane treatment units - a hollow fiber flow path with either an inside-to-outside or outside-to-inside flow direction
12 VAC 5-590-882 E	Number of membrane units - function of overall waterworks capacity and water demand
12 VAC 5-590-882 F	Approved materials and chemicals – comply with 12VAC5-590-515, including cleaning chemicals
12 VAC 5-590-882 G	Turbidity monitoring - equipment and operational control features
12 VAC 5-590-882 H	Indicating and recording equipment for entry point chlorine residual monitoring shall be provided
12 VAC 5-590-882 I	Pressure monitoring - indicating and recording equipment for monitoring pressure drop and direct integrity test monitoring
12 VAC 5-590-882 J	Flow measurement -equipment for measuring or calculating process flows
12 VAC 5-590-882 K	An alarm system with set point conditions - report alarm conditions and shut down the treatment plant and entry point flow
12 VAC 5-590-882 L	Sample taps - to monitor process flows and cleaning solutions used in either the backwash or cleaning operations
12 VAC 5-590-882 M	Equipment provided using VFD or other suitable means to reduce the feed pump output & not exceed the design flux
12 VAC 5-590-882 N	Pressure gauges - portable, pocket-type pressure gauge to check the pressure readings of the pressure transducers
12 VAC 5-590-882 O	Clean-in-place piping- all joints and valves compatible with the cleaning solution and shall be corrosion resistant
12 VAC 5-590-882 P	O&M Manual provided
12 VAC 5-590-882 Q	Means to isolate a compromised module or filter or both; visually inspect modules while conducting DIT
12 VAC 5-590-883	Bag and cartridge filtration
12 VAC 5-590-883 A	Limitations on use
12 VAC 5-590-883 B	Pilot plant study shall be conducted on the water to be treated prior to the installation of a bag or cartridge filter system
12 VAC 5-590-883 C	Bag and cartridge filtration systems - removal credit for Giardia lamblia and Cryptosporidium (12VAC5-590-401 E 6 a)
12 VAC 5-590-883 D	General design requirements – operational control features
12 VAC 5-590-883 E	O&M documents (Manual?) for all bag or cartridge filter units
12 VAC 5-590-883 F	Owner shall require the equipment manufacturer to provide on-site start-up and follow-up training
12 VAC 5-590-890	High-rate treatment processes [REPEALED]
12 VAC 5-590-895	Pre-engineered package treatment units
12 VAC 5-590-895 A	What are pre-engineered package treatment units
12 VAC 5-590-895 B	General design considerations – equipment for process control
12 VAC 5-590-895 C	O&M Manual for all pre-engineered package treatment units
12 VAC 5-590-895 D	Owner shall require the equipment manufacturer to provide on-site start-up and follow-up training
12 VAC 5-590-900	Cation exchange softening
12 VAC 5-590-900 A	Selecting the softening design – Fe and Mn removal
12 VAC 5-590-900 B	Units shall be of pressure or gravity type, of either an upflow or downflow design, using automatic or manual regeneration
12 VAC 5-590-900 C	Design capacity for hardness removal - not exceed 20,000 grains/cuft with specified regeneration
12 VAC 5-590-900 D	Depth of the exchange material shall not be less than 3 feet
12 VAC 5-590-900 E	Hydraulic loading rate should not exceed 7 gpm/ft ²
12 VAC 5-590-900 F	Freeboard depends on sp. gr of media and the direction of the water flow
12 VAC 5-590-900 G	Bottoms, strainer systems, and support for the exchange material - conform to criteria provided for rapid rate gravity filters
12 VAC 5-590-900 H	Facilities - even distribution of brine in both upflow & downflow units; backwash features no backsiphonage
12 VAC 5-590-900 I	Meters & bypass - for blended water. Automatic proportioning or regulating device and shutoff valve should be provided

12 VAC 5-590-900 J	Water conditions (NTU, pH, iron content, residual chlorine) limitation on application to the cation ion exchange unit
12 VAC 5-590-900 K	Sampling taps for representative sampling – softener influent/effluent and blending
12 VAC 5-590-900 L	Brine measuring or salt dissolving tanks and wet salt storage facilities - design considerations
12 VAC 5-590-900 M	Wet salt storage basins - sufficient capacity to store at least a 30 days operating supply
12 VAC 5-590-900 N	Stabilization of the finished water for corrosion control should be considered
12 VAC 5-590-900 O	Suitable disposal must be provided for brine waste
12 VAC 5-590-900 P	Pipes and contact materials shall be resistant to the aggressiveness of salt
12 VAC 5-590-910	Aeration
12 VAC 5-590-910 A	Equipment design features; chlorinated following aeration, incorporate materials resistant to deterioration and corrosion
12 VAC 5-590-910 B	Natural, forced or induced draft aeration units to provide an adequate liquid distribution and countercurrent of air
12 VAC 5-590-910 C	Injection of compressed air for mixing into the water to be treated, used for oxidation; not for removal of dissolved gases
12 VAC 5-590-910 D	Packed tower Aeration (Air Stripping) –removal of VOCs, THMS, CO ₂ , & radon; may need pilot study to validate design
12 VAC 5-590-910 E	Other methods of aeration – other water conditions to be treated; subject to the approval of the commissioner
12 VAC 5-590-920	Iron and manganese control
12 VAC 5-590-920 A	Specific design for local conditions; approval by commissioner; may require pilot studies to be conducted
12 VAC 5-590-920 B	Removal by oxidation and filtration – design considerations
12 VAC 5-590-920 C	Removal by ion exchange (< 0.5 mg/L) of combined iron and manganese; may require pilot studies be conducted
12 VAC 5-590-920 D	Sequestering iron and manganese - design considerations
12 VAC 5-590-920 E	Sampling taps shall be provided for control purposes
12 VAC 5-590-920 F	Iron and manganese testing equipment shall be provided
12 VAC 5-590-920 G	Commissioner may approve proprietary treatment processes; use actual full scale operational data or require pilot tests
12 VAC 5-590-930	Fluoridation
12 VAC 5-590-930 A	Fluoridation feed systems shall be designed to deliver the optimum fluoride ion concentration of 0.7 mg/L
12 VAC 5-590-930 B	Fluoride compounds - conform to applicable AWWA standards and 12VAC5-590-515, or approve by commissioner
12 VAC 5-590-930 C	Fluoride compound storage - isolated from other chemicals to prevent contamination; covered or unopened containers
12 VAC 5-590-930 D	Chemical feed installations - design considerations
12 VAC 5-590-930 E	Suitable protective equipment shall be provided which includes gloves, aprons, dust mask, and goggles
12 VAC 5-590-930 F	Suitable equipment for wet mopping & hosing dust accumulation; dry feeders equipped with bag loading hoppers
12 VAC 5-590-930 G	Test equipment for measuring fluoride ion in the water - colorimetric or electrode type approved by the commissioner
12 VAC 5-590-930 H	At least 90 day notification to commissioner on discontinuation of fluoridation
12 VAC 5-590-940	Fluoride removal
12 VAC 5-590-940 A	Fluoride removal - blending or by removal treatment to achieve a finished water fluoride concentration < SMCL
12 VAC 5-590-940 B	Blended water shall result in all water delivered to the distribution system being of the same quality
12 VAC 5-590-940 C	Treatment design - include ion exchange, activated alumina, bone char, RO or electrodialysis; supported by pilot studies
12 VAC 5-590-950	Corrosion control or stabilization
12 VAC 5-590-950 A	Water that is unstable due either to natural causes or to the treatment given to the water shall be stabilized
12 VAC 5-590-950 B	Deposition of calcium carbonate film using either soda ash or caustic soda – design considerations
12 VAC 5-590-950 C	Phosphates/other inhibitors - NSF/ANSI Std 60 and applied in accordance with the manufacturer's recommendations
12 VAC 5-590-950 D	Cathodic protection – preventing/ reducing inside corrosion of water storage tanks and the outer surfaces of metal pipe
12 VAC 5-590-950 E	Laboratory equipment - determine stabilization effectiveness and concentration of chemicals in the treated water
12 VAC 5-590-960	Taste and odor control
12 VAC 5-590-960 A	Continuous or periodic treatment - copper compounds to kill algae; prevent a Cu concentration in excess of 1.0 mg/L
12 VAC 5-590-960 B	Surface water aerators or diffused aeration systems - de-stratifying reservoirs, reducing or eliminating seasonal turnover
12 VAC 5-590-960 C	Addition of chemical oxidants acceptable for treating tastes and odors.
12 VAC 5-590-960 D	Powdered activated carbon (PAC) - optimum dosage by pilot study; consideration of multiple PAC feed locations
12 VAC 5-590-960 E	GAC media shall be acceptable in conventional gravity filters or in separate contactors to reduce taste and odor
12 VAC 5-590-960 F	Ozonation shall be acceptable for taste and odor control
12 VAC 5-590-970	Removal of volatile synthetic organic chemicals (VOCs) [REPEALED]
12 VAC 5-590-975	Removal of radionuclides
12 VAC 5-590-975 A	Processes - BAT in 40 CFR 141.66 with demonstrated history of successful performance; or comply 12VAC5-590-290
12 VAC 5-590-975 B	Manganese greensand filter meet 12VAC5-590-920 B; design considerations; lab or pilot studies may be required
12 VAC 5-590-975 C	Waste handling, disposal and permitting shall be given special consideration early in the design process
12 VAC 5-590-975 D	Occupational exposure shall be considered in the project design
12 VAC 5-590-975 E	Operational control monitoring of the radionuclides requiring removal or an acceptable surrogate
12 VAC 5-590-980	Microscreening [REPEALED]
12 VAC 5-590-985	Granular activated carbon (GAC) contactors
12 VAC 5-590-985 A	Applications-adsorb natural organic compounds, taste and odor compounds, and synthetic organic chemicals
12 VAC 5-590-985 B	General requirements-demonstration study using bench or pilot scale tests
12 VAC 5-590-985 C	Hydraulic configuration
12 VAC 5-590-985 D	Design details
12 VAC 5-590-990	Waterworks waste
12 VAC 5-590-990 A	Industrial wastes subject to the State Water Control Law (Chapter 3.1 (§ 62.1-44.2 et seq.) of Title 62.1 of the Code of VA
12 VAC 5-590-990 B	Commissioner will advise the State Water Control Board of P&S approval to treat and discharge in a letter report
12 VAC 5-590-990 C	Except for recycle flows, State Water Control Board deals directly with owner on final disposal of these industrial wastes
12 VAC 5-590-990 D	Sanitary wastes from water treatment plants must receive suitable treatment approved by the State Water Control Board
12 VAC 5-590-1000	Disinfection

12 VAC 5-590-1000 A	Objective
12 VAC 5-590-1000 B	Primary disinfection
12 VAC 5-590-1000 C	Disinfection of pipes, tanks, and equipment per AWWA standards (AWWA C653-13 for WTPs??)
12 VAC 5-590-1000 D	Disinfectant residual determination methods
12 VAC 5-590-1001	Chlorination
12 VAC 5-590-1001 A	General design requirements
12 VAC 5-590-1001 B	Gas chlorine feed systems
12 VAC 5-590-1001 C	Calcium hypochlorite and sodium hypochlorite feed systems
12 VAC 5-590-1002	Chloramination
12 VAC 5-590-1002 A	Chloramines shall be acceptable for secondary disinfection
12 VAC 5-590-1002 B	Process control to minimize formation of dichloramine and nitrogen trichloride
12 VAC 5-590-1002 C	pH adjustment facilities shall be provided to maintain pH in the range of 7 to 8
12 VAC 5-590-1002 D	Consider potential increase of lead leaching in DS; additional DS monitoring may be required by the commissioner.
12 VAC 5-590-1002 E	Owner shall inform the public prior to initiating any disinfection process involving chloramines
12 VAC 5-590-1003	Chlorine dioxide addition
12 VAC 5-590-1003 A	As a pre-oxidant & for primary disinfection, consideration given to formation of the byproducts chlorite and chlorate
12 VAC 5-590-1003 B	On-site generation- equipment factory assembled, pre-engineered units with a minimum efficiency of 95
12 VAC 5-590-1003 C	Owner shall inform the public prior to initiating any chlorine dioxide usage
12 VAC 5-590-1004	Ozonation
12 VAC 5-590-1004 A	As a pre-oxidant & for primary disinfection; consideration given to level of bromide & formation of brominated byproducts
12 VAC 5-590-1004 B	Ozone systems - four basic subsystems: ozone generation, feed gas preparation, ozone contactors, and off-gas disposal
12 VAC 5-590-1004 C	Evaluation of PER – design and operator requirements
12 VAC 5-590-1004 D	Treatability studies using bench or pilot scale tests may be required
12 VAC 5-590-1004 E	Ozone systems - granted disinfection credit for Giardia lamblia, Cryptosporidium, and viruses
12 VAC 5-590-1004 F	Alarms shall be provided for ozone process control safety. Automatic shutdown features shall be considered
12 VAC 5-590-1005	Ultraviolet light (UV) disinfection
12 VAC 5-590-1005 A	UV reactors meet NSF/ANSI standards
12 VAC 5-590-1005 B	Reactor equipped with flow meters and pressure sensors
12 VAC 5-590-1005 C	Hydraulic design with lamps submerged
12 VAC 5-590-1005 D	Pressure upstream of reactor
12 VAC 5-590-1005 E	Evaluate WQPs that may affect UV disinfection system performance
12 VAC 5-590-1005 F	Building to enclose and protect UV equipment
12 VAC 5-590-1005 G	O&M Manual provided
12 VAC 5-590-1005 H	UV systems for primary disinfection granted log inactivation credit; Table 401.7
12 VAC 5-590-1005 I	UV systems not intended for primary disinfection
12 VAC 5-590-1010	Basic pumping facility design criteria
12 VAC 5-590-1020	Location
12 VAC 5-590-1020 A	Station shall be located to meet the hydraulic needs of the distribution system
12 VAC 5-590-1020 B	Station - 100-year flood elevation, accessible, drainage, prevent vandalism, entry by animals or unauthorized persons,
12 VAC 5-590-1030	Groundwater facilities [REPEALED]
12 VAC 5-590-1040	Pump stations
12 VAC 5-590-1040 A	Enclosures - design features
12 VAC 5-590-1040 B	Suction wells- design features
12 VAC 5-590-1040 C	Groundwater well enclosures and aprons – design features
12 VAC 5-590-1040 D	Spring enclosures –design features
12 VAC 5-590-1050	Pumps and controls
12 VAC 5-590-1050 A	General design features
12 VAC 5-590-1050 B	Booster pumps – design features
12 VAC 5-590-1060	Automatic and remote controlled stations [REPEALED]
12 VAC 5-590-1065	Piping, valves, and meters
12 VAC 5-590-1065 A	Piping features
12 VAC 5-590-1065 B	Pumps adequately valved to allow satisfactory operation, maintenance, and repair of the equipment
12 VAC 5-590-1065 C	Gauges for each pump - standard pressure gauges on its discharge and suction lines
12 VAC 5-590-1065 D	Meters- flow rate indicating & totalizing meter with recording capabilities, located upstream of the well blow-off
12 VAC 5-590-1065 E	Additional requirements for well discharge piping - valves, sampling tap, standard pressure gauges, blow-off
12 VAC 5-590-1070	Appurtenances [REPEALED]
12 VAC 5-590-1080	Basic finished water storage design criteria
12 VAC 5-590-1080 A	Materials and design features
12 VAC 5-590-1080 B	Safety (VOSH)
12 VAC 5-590-1080 C	Location of finished water storage facilities
12 VAC 5-590-1080 D	Pressure variation between normal operational high and low water levels shall not exceed 30 feet
12 VAC 5-590-1080 E	Level controls for tank turnover, telemetry system, altitude valves or equivalent controls, appurtenances
12 VAC 5-590-1081	Atmospheric tank storage
12 VAC 5-590-1081 A	Protection- watertight roofs, prevent vandalism and entrance by animals or unauthorized persons
12 VAC 5-590-1081 B	Storage facility to facilitate turnover of water, piping, tank mixers, and other acceptable means to avoid stagnation
12 VAC 5-590-1081 C	Drains – no cross-connection hazard, separate drains discharging to the atmosphere,

12 VAC 5-590-1081 D	Overflows - a downward-discharging, screened overflow pipe with properly designed flapper or rubber flex-type valves
12 VAC 5-590-1081 E	Inlet and discharge pipes; elevated tanks with riser pipes - protective bars over the riser opening inside the tank
12 VAC 5-590-1081 F	Finished water storage structures – design and safety considerations
12 VAC 5-590-1081 G	Atmospheric finished water storage structures - vent structures, screens relieving pressure or vacuum
12 VAC 5-590-1081 H	Penetrations- watertight with no openings except properly constructed appurtenances
12 VAC 5-590-1081 I	All finished water storage structures and their appurtenances designed to prevent freezing & ensure proper functioning
12 VAC 5-590-1081 J	Catwalk over finished water in a storage structure – design features
12 VAC 5-590-1081 K	Graded area surrounding a ground level structure shall be graded - prevent surface water from standing within 50 feet
12 VAC 5-590-1081 L	Proper protection to metal surfaces- NSF & AWWA standards for paints, protective coatings, cathodic protection
12 VAC 5-590-1081 M	Clean finished water storage facilities prior to disinfection of the structure; use potable water and disinfected tools
12 VAC 5-590-1081 N	Disinfection - finished water storage facilities- AWWA Standard C652 prior to being placed in operation; repeat as needed
12 VAC 5-590-1082	Pressure tank storage
12 VAC 5-590-1090	Plant storage
12 VAC 5-590-1090 A	Sizing backwash water storage tanks
12 VAC 5-590-1090 B	Sizing clearwell storage
12 VAC 5-590-1090 C	Finished water - not in a compartment adjacent to unsafe nonpotable water; separated by a single wall
12 VAC 5-590-1090 D	Receiving basins and pump wet wells for finished water shall be designed as finished water storage structures
12 VAC 5-590-1100	Distribution storage [REPEALED]
12 VAC 5-590-1110	Distribution system materials
12 VAC 5-590-1120	Minimum pipe size
12 VAC 5-590-1120 A	Minimum size pipe for water distribution mains -four inches in diameter. Pipes of lesser diameter may be used
12 VAC 5-590-1120 B	Fire hydrants - not connected to water mains that are not designed to carry fire flows; min 6-inch pipe connection required
12 VAC 5-590-1120 C	NC waterworks serves a single building, the plumbing meets most recent edition of the USBC.
12 VAC 5-590-1130	Distribution system design
12 VAC 5-590-1130 A	Minimize dead ends by looping
12 VAC 5-590-1130 B	Provide means of effective flushing where dead-end water mains occur
12 VAC 5-590-1130 C	No flushing device shall be directly connected to any sewer
12 VAC 5-590-1140	Installation and testing of water mains
12 VAC 5-590-1140 A	Adequate supports and restraints shall be provided for all pipes
12 VAC 5-590-1140 B	Continuous and uniform bedding shall be provided in the trench for all buried pipe
12 VAC 5-590-1140 C	Stones and rocks found in the trench shall be removed to a depth of at least six inches below the bottom of the pipe
12 VAC 5-590-1140 D	Installed pipe - pressure-tested; meet allowable leakage per AWWA Standards C600, C604, & C605, as applicable.
12 VAC 5-590-1140 E	Any plastic or other nonmetallic pressurized pipe installed underground - means of locating the buried pipe
12 VAC 5-590-1150	Separation of water mains and sanitary sewers
12 VAC 5-590-1150 A	Factors to consider in providing adequate separation of water mains and sewers
12 VAC 5-590-1150 B	Parallel installation of water mains and sanitary sewers – situations to consider
12 VAC 5-590-1150 C	Crossing. of water mains and sanitary sewers –situations considered
12 VAC 5-590-1150 D	Minimum horizontal separation distance between water mains and septic tanks and drainfields, measured edge-to-edge
12 VAC 5-590-1150 E	Water mains - located a safe horizontal distance from sources of contamination; check with department on distances
12 VAC 5-590-1160	Valve, air relief, meter, and blow-off chambers
12 VAC 5-590-1160 A	Standard fire hydrants or blow-offs shall be considered to enable removal of sediment and air accumulations
12 VAC 5-590-1160 B	Drains in chambers or pits that contain valves, blow-offs, meters, or other appurtenances – no connection to sewer
12 VAC 5-590-1160 C	Chambers or pits shall be drained to the surface of the ground where they are not subject to flooding by surface water
12 VAC 5-590-1160 D	Chamber or pit shall be designed to facilitate air valve inspection and servicing
12 VAC 5-590-1160 E	Air relief and blow-off piping
12 VAC 5-590-1170	Hydrants
12 VAC 5-590-1170 A	Draining of hydrants – situations to consider
12 VAC 5-590-1170 B	Not connected to sanitary sewers or storm drains
12 VAC 5-590-1170 C	Connected only to water mains designed for fire flows
12 VAC 5-590-1180	Surface water crossings
12 VAC 5-590-1180 A	Surface water crossings, both over and under water
12 VAC 5-590-1180 B	Aerial water crossings
12 VAC 5-590-1180 C	Under water crossings
12 VAC 5-590-1190	Water services and plumbing [REPEALED]
12 VAC 5-590-1200	Water pressure in systems [REPEALED]
12 VAC 5-590-1210	Disinfection and testing of water mains
12 VAC 5-590-1210 A	Water mains – disinfected in accordance with AWWA Standard C651 & tested prior to being placed in operation
12 VAC 5-590-1210 B	Project documents to provide the details of the disinfection procedure and use or disposal of the disinfecting water
12 VAC 5-590-1220	Pipe cover
12 VAC 5-590-1230	Service lines and meters
12 VAC 5-590-1230 A	All new service connections in community waterworks shall be metered
12 VAC 5-590-1230 B	Water pipe and appurtenances between the water main and the service connection shall conform to all applicable codes.
12 VAC 5-590-1235	Water loading stations
12 VAC 5-590-1235 A	Station and its piping & valving arrangement - designed to prevent unauthorized use, tampering, and vandalism
12 VAC 5-590-1235 B	Air gap or RPZ assembly - provided on the potable water fill connection to prevent backflow into the potable water supply
12 VAC 5-590-1235 C	Piping & valving arrangement to prevent cross contamination occurring via transference from hauling tank

12 VAC 5-590-1235 D	Hoses used to fill potable water tanks and vessels shall be approved for potable water contact
12 VAC 5-590-1235 E	Hoses used at water loading stations - handled, maintained, and stored in a manner to prevent contamination
12 VAC 5-590-1240	General [REPEALED]
12 VAC 5-590-1250	Exceptions to Article 1 of Part III [REPEALED]
12 VAC 5-590-1260	Exceptions to Article 2 of Part III [REPEALED]
12 VAC 5-590-1270	Exceptions to Article 5 of Part III [REPEALED]
12 VAC 5-590-1280	Exceptions to Article 6 of Part III [REPEALED]
Appendix A	(Reserved) - [REPEALED]
Appendix B	Background used in developing the chemical, physical and radiological limits of the drinking water standards [REPEALED]
Appendix C	Field office counties and cities served. [REPEALED]
Appendix D	(Reserved) - [REPEALED]
Appendix E	(Reserved) - [REPEALED]
Appendix F	(Reserved) - [REPEALED]
Appendix G	Monitoring and reporting [REPEALED]
Appendix H	(Repealed) - [REPEALED]
Appendix I	Suggested outline of contents of a cross connection control program [REPEALED]
Appendix L	Determination of CT [REPEALED]
Appendix M	Lead and Copper [REPEALED]
Appendix N	Inorganic compounds and organic chemicals [REPEALED]
Appendix O	Regulated contaminants for consumer confidence reports and public notification [REPEALED]
Appendix P	Best available technologies (BATs) for radionuclides [REPEALED]
DIBR	Documents Incorporated by Reference (12 VAC 5-590)

Additional Information

The table below identifies the differences between the 2-6-2015 draft document resulting from the RAP efforts and the current draft which included additional changes and amendments, such as the new sections on Membrane filtration (section 882) and UV (section 1005) in the RIS. These changes have occurred to improve the overall organization of the regulatory text.

Section	Comments
10	Some of the definitions in the 2-6-2015 draft relate to the federal standard.
90	This section "Effective date of regulations" in the 2-6-2015 draft was removed from the current draft because it is already addressed in the Code.
140	"Variances & exemptions" combined in the 2-6-2015 draft with section 150 repealed, but separated into sections 140 and 150 in the current draft.
371	This section "Bacteriological monitoring" in the 2-6-2015 draft was changed to section 370A in the current draft.
380	This section "Bacteriological quality" in the 2-6-2015 draft is repealed.
381	This section "Bacteriological compliance" in the 2-6-2015 draft was incorporated into section 380 of the current draft. There is no section 381 in the current draft.
387	This section "Physical constituent compliance" in the 2-6-2015 draft was changed to section 390 in the current draft.
390	This section "Chemical and physical quality" in the 2-6-2015 draft was marked as repealed, but was amended with the text incorporated as section 390 "Physical constituent compliance" in the current draft.
392	There is no section 392 in the 2-6-2015 draft. This was added as a new section in the current draft (due to the inclusion of the RTCR).
501	This section "Determination of CT..." noted in the 2-6-2015 draft was consolidated in section 500 of the current draft. There is no section 501 in the current draft.
511	This section "Maintenance of waterworks integrity" in the 2-6-2015 draft was deleted from consideration in the current draft.
570	This section "Operational report forms" in the 2-6-2015 draft was repealed, but reworked as "Operational reporting requirements" in the current draft.
685	This section "Best available technologies (BAT)" noted in the 2-6-2015 draft (containing federal language) was reworked into section 680 of the current draft. Section 685 is no longer in use.
870	Content from the section "Conventional filtration treatment" in the 2-6-2015 draft was reworked into a new section 865 of the current draft. Section 870 "Mixing and sedimentation" was repealed in the current draft.
1035	This section "Pumping stations" in the 2-6-2015 draft was changed to section 1040 "Pump stations" in the current draft.



**VDH Waterworks Regulations
Draft Revisions
Part II – Operation Regulations for Waterworks**

VDH - Office of Drinking Water

Waterworks Regulations – Part II

Part II – Operation Regulations for Waterworks

- The majority of text in Part II are Federal Requirements
- Dealing with water quality standards, monitoring requirements and compliance determinations

Waterworks Regulations – Part II

Section 340

Drinking Water Compliance Standards

Specifies use of DCLS or laboratories certified by DCLS

Tables of MCL's, SMCL's, TT's, MRDL's and AL's

- Inorganic Chemicals
- Organic Chemicals
- Physical Quality
- Radiological Quality
- Microbial Contaminants
- Disinfection Byproducts

Waterworks Regulations – Part II

Section 350

Assessments and Sanitary Surveys

- Owner responsibilities regarding routine assessments
- VDH responsibilities regarding sanitary surveys
- Eight essential elements of a sanitary survey
- Need for owners to correct identified significant deficiencies

Waterworks Regulations – Part II

Section 360

Responsibilities of the owner

- “Reliability Section”
- Comply with operation requirements of Part II
- Specifies the owner is responsible for conditions from the water supply to the service connection

Waterworks Regulations – Part II

Section 370 through 379

Water Quality Monitoring Requirements

Essentially all of the EPA Monitoring Regulations

- Bacteriological (RTCR, GWR)
- Inorganic Chemicals (metals, nitrate)
- Organic Chemicals (VOC's, SOC's)
- Disinfection Byproducts (Stage 2)
- Lead and Copper
- Radiological

Waterworks Regulations – Part II

Section 380 through 390

Water Quality Compliance Determinations

Again - EPA Regulatory Language

- Bacteriological (RTCR, GWR)
- Inorganic Chemicals (metals, nitrate)
- Organic Chemicals (VOC's, SOC's)
- Disinfection Byproducts (Stage 2 rule)
- Lead and Copper
- Radiological

Waterworks Regulations – Part II

Section 391 through 421

Treatment Technique Requirements

Again - EPA Regulatory Language

- Bacteriological (RTCR, GWR)
- Surface Water and GUDI Treatment Technique
- Cryptosporidium (LT2 – monitoring and TT)
- Lead and Copper Treatment Techniques
- Disinfection Byproduct and Precursor Removal Treatment Techniques

Waterworks Regulations – Part II

Section 430

GUDI - determinations

- State requirement under the SWTR
- 3 Step Procedure
- Step 1 – source history, construction and location
- Step 2 – microbiological water quality
- Step 3 – additional water quality monitoring
 - Physical parameters (pH, temperature, turbidity)
 - Microscopic Particulate Analysis

Waterworks Regulations – Part II

Section 440

Analytical Methods

- Specifies methods of analysis for water quality compliance
- References EPA regulations 40 CFR Part 141 and 143
- Really a DCLS issue re. laboratory certification

Waterworks Regulations – Part II

Section 450 and 461

Facility and Personnel Management

- Specifies operator licensure and attendance
- Includes the Class 5 and Class 6 licenses that are not in our current Regulations
- Class x waterworks = Class x licensed operator
- Thoroughly vetted and vigorously discussed in the original RAP

Waterworks Regulations – Part II

Section 461 B - attendance

Class 1

- Minimum of two operating staff in attendance at all times the facility is in operation – at least one must be an “operator”

Class 2

- One operator in attendance at all times the facility is in operation

Class 3

- Waterworks with conventional filtration or chemical coagulation with membranes - one operator in attendance at all times the facility is in operation
- All other waterworks – attendance similar to Class 4

Waterworks Regulations – Part II

Section 461 B - attendance

Class 4

- Attendance by an operator for at least three days per week for sufficient time to perform necessary duties. Except daily attendance for membrane facilities at GUDI or surface waters

Class 5 and Class 6

- Waterworks with treatment – attendance by an operator at least once per week
- Waterworks w/o treatment - attendance by an operator at least twice per month
- For sufficient time to perform necessary duties

Provisions for increased or reduced attendance on a case-by-case basis

Waterworks Regulations – Part II

Section 475 and 476

- Well abandonment – temporary and permanent
- Reactivation of wells

Section 480

Operational control testing and monitoring – specifies water quality testing requirements for various treatment objectives

Waterworks Regulations – Part II

Section 500

Disinfection criteria, CT determinations, disinfection profiles

- Details disinfection requirements to meet the log removal and inactivation requirements for Giardia, Cryptosporidium and Viruses – Federal rule language
- Includes Ultraviolet Light (UV) as an acceptable alternative for primary disinfection for groundwater sources

Waterworks Regulations – Part II

Section 505

- Emergency management plans for extended power outages – required for community waterworks

Section 510

Acceptable operating practices

- Conventional WTP – must have chemical coagulation
- Prohibits operating a gravity granular media filter above its permitted filtration rate
- Filter to waste until turbidity is < 0.3 NTU
- Micro and ultra membranes must have daily DIT
- All waterworks shall maintain a minimum 20 psi pressure at the service connection

Waterworks Regulations – Part II

Section 515

- All chemicals must meet NSF/ANSI Standard 60

Section 520

Waterworks Capacity

- When production reaches > 80% of the permitted design capacity for three (3) consecutive months the owner of a community waterworks shall submit plan to address capacity needs
- Allows the commissioner to require a re-evaluation of well source capacity (i.e. require a new yield test)

Waterworks Regulations – Part II

Section 530 through 532

Reporting requirements

- Specifies conditions or circumstances that requires waterworks owners to report to VDH
- Much of this is Federal rule language

Section 540

- Public Notification - Federal rule language
- Allows the commissioner to require Public Notice for additional situations (i.e. fluoridation)

Section 545

- Consumer Confidence Reports - Federal rule language

Waterworks Regulations – Part II

Section 550 - Record Keeping

Section 560 - Safety

Section 570 – Source Water Protection

- Counties, cities and towns authority under VA Code § 15.2-2109
- Waterworks may prohibit body contact recreation or boats with gasoline engines
- Waterworks “should” develop Source Water Protection Plans

Section 570

- Requirements for Monthly Operation Reports

Waterworks Regulations – Part II

Section 580

Requirements for cross connection control and backflow prevention

- Previous RAP made significant comments
- Revised language has been incorporated into the latest draft
- Discussion continues

Questions and Discussion



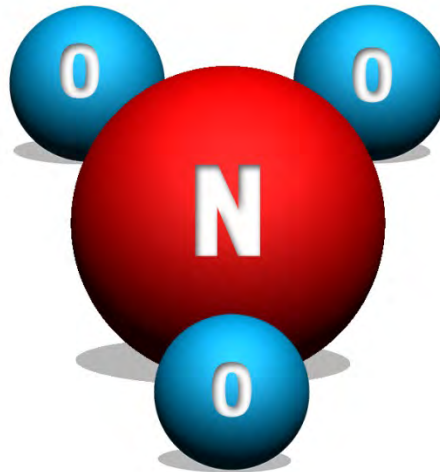
Part III Overview

Robert D. Edelman, PE
Technical Services Director



Presentation Outline

- What's in Part III?
- What's changed since the 2015 WAC?
- Hot topics
- Questions



What's in Part III?

- Manual of Practice for Waterworks Design
- Contains design criteria for modification to existing waterworks and construction of new waterworks after the effective date.

Selected sections (examples):

- 640 - General design considerations (first section)
- 690 - Capacity of waterworks
- 700 - Metering total water production
- 730 - Standby power capability
- 865 - Conventional filtration treatment
- 1235 - Water loading stations (last section)

What's changed since the 2015 WAC?

12VAC5-590-930 Fluoridation

- “The Board recommends that all community waterworks in Virginia be optimally fluoridated.”
- “Fluoridation feed systems shall be designed to deliver the optimum fluoride ion concentration ~~of 0.7 mg/L~~ as determined by the US Department of Health and Human Services.”
- ~~“Fluoride adjustment by blending...”~~
- “At least 90 days prior to ceasing operation of a fluoride feed system, or as soon as practical, a waterworks owner should provide written notice to the commissioner of the intent to discontinue fluoridation at the waterworks.”

What's changed since the 2015 WAC?

New/Updated Section:

12VAC5-590-882 Membrane filtration

Not previously reviewed by RAP

- Incorporates current ODW policy into the *Regulations*
- Written around the EPA Membrane Filtration Guidance Manual
- Uses the requirements for *Cryptosporidium* removal in the LT2 Rule Toolbox (already in *Regulations*)
- Scope is limited to microfiltration (MF) and ultrafiltration (UF) for pathogen and turbidity removal by filtration.

What's changed since the 2015 WAC?

New/Revised Section:

12VAC5-590-1005 UV Disinfection

RAP had no comments. UV team revised:

- Basic design criteria applicable to all UV reactors
- Specific design criteria for log inactivation credit
- Incorporates current ODW policy into the *Regulations*
- Written around the EPA UV Disinfection Guidance Manual
- Allows use of UV disinfection to achieve 4 log inactivation of viruses (important for groundwater sources)

Hot Topics

830 - Surface water sources

Delete definition of safe yield

Intent - Clarify responsibilities and jurisdictions relevant to surface water sources.

Rationale -DEQ has statutory authority over water resources and withdrawals, not VDH. The Water Supply Planning Regulation (9VAC25-780) governs water demand forecasting.

Impact - Eliminate potential regulatory and jurisdictional conflicts when developing a surface water source.

Questions?

Robert D. Edelman, PE

Robert.Edelman@vdh.virginia.gov

540-727-7063 (Culpeper)

804-864-7490 (Richmond)

Reference

12VAC5-590-10 Definitions

12VAC5-590-45. Waterworks Advisory
Committee

12VAC5-590-55. Relationship of this chapter to
the USBC.

12VAC5-590-190. Permits

12VAC5-590-200. Procedure for obtaining a
construction permit.

12VAC5-590-200. Procedure for obtaining a
construction permit.

12 VAC5-590-440 Analytical Methods.

12VAC5-590-830. Surface Water Sources

12VAC5-590-874. Gravity Filtration.

Comment

Should be revised to: "Water that is introduced into the distribution system of a waterworks and is intended for distribution and human consumption with further treatment....."

Should be revised to: "Members shall be experts in the fields of water treatment technologies, public health, water quality, economics, environmental science, public utilities, community development, or industry regulations...."

C.2 Should be revised to: "backflow prevention assemblies or elimination methods, or both, installed for containment ~~and located downstream from the service connection, including where located in a building or~~ A and B. need to ensure consistency with the Section 32.1-172 of the Code of Virginia. The language in this section should be identical to 32.1-172A of the Code because the proposed language otherwise directly conflicts. This section of the Code reads: "No owner shall establish, construct, or operate any waterworks or water supply in the Commonwealth without written permission from the Commissioner....."

Several sections including A., B., and C.8 no longer require information on water supply sources and need. Given that VDH has a statutory requirement for water supply under 32.1-172 of the Virginia Code, the information required in existing 12VAC5-590-200 A., B., and C8 (and thus the existing language) should be retained "as-is".

Design criteria E1. "yield of source of supply" should be restored and retained "as-is".

Please note that the reference to Standard Methods for the Examination of Water and Wastewater 23rd edition (in this section and others). We have received notes from VDH regarding the appropriate methods to follow, and the wording used below is an example of a better way to state the method requirements. VDH-ODW at 12VAC5-590-480 B specifies that drinking water laboratories must use the most current edition of approved Standard Methods test methods to perform these analyses, as follows: Laboratory analyses shall conform with the most current edition available of Standard Methods for the Examination of Water and Wastewater published by the American Public Health Association, the American Water Works Association, and the Water Pollution Control Federation, or analytical methods approved by the division. It would be preferable not to specify a specific method manual, but instead point out that the most current approved methods must be used and where to find them.

The existing Section A language shall be retained as-is. In 2016, the State Water Control Board rejected a proposed definition of "public water supply safe yield" in 9VAC 25-210-300 that attempted to supersede this language. The existing 12VAC5-590-830 is required to provide clarity to waterworks across the Commonwealth and has well-served the Commonwealth for many decades. There is no federal requirements or any changes to state Code that would mandate the need for any change to this section. Accordingly, in this case "if it isn't broke, there is no need to fix it..." Retain the existing language in 12VAC5-590-830 A.

VDH should consider language addressing the need for higher filter rates during emergency situations. This is an important need to protect the public during an unusual circumstance and language to easily allow for this should be included.

DEPARTMENT OF HEALTH
Amended Waterworks Regulations

Agency Decision is not available

Part I
General Framework for Waterworks Regulations

Article 4
Definitions

12VAC5-590-10. Definitions and units of measurement.

A. Definitions. As used in this chapter, the following words ~~and~~ terms ~~and abbreviations~~ shall have meanings respectively set forth unless the context clearly requires a different meaning:

"Action level" or "AL" means the concentration of lead or copper in water specified in 12VAC5-590-385, which determines, in some cases, the treatment requirements contained in 12VAC5-590-405 that an owner is required to complete."

"Administrative Process Act" or "APA" means Chapter 40 (§ 2.2-4000 et seq.) of Title 2.2 of the Code of Virginia. The APA is the basic law conferring authority on agencies either to make regulations or case decisions as well as to standardize court review thereof.

"Air gap separation" means the unobstructed vertical distance through the free atmosphere between the lowest opening from any pipe or faucet supplying pure water to a tank, plumbing fixture, or other device and the rim of the receptacle point of the potable water outlet and the flood rim of the receiving vessel.

"Annual daily water demand" means the average rate of daily water usage over at least the most recent three-year period.

"Applied water" means water that is ready for filtration.

~~"Approved" means material, equipment, workmanship, process or method that has been accepted by the commissioner as suitable for the proposed use.~~

"ANSI" means American National Standards Institute.

"ASME" means the American Society of Mechanical Engineers.

"ASSE" means the American Society of Sanitary Engineers.

"ASTM" means the American Society for Testing and Materials.

"Auxiliary water system" means any water supply or system on or available to the premises of the consumer other than the waterworks. ~~These auxiliary waters may include water from a source such as wells, lakes, or streams; process fluids; or used water. They~~ These may be polluted or contaminated ~~or~~ objectionable, ~~or of questionable quality,~~ and constitute an unapproved water source supply or system over which the water purveyor or waterworks owner does not have control.

"AWWA" means the American Water Works Association.

"Backflow" means the undesirable reversal of flow of water or mixtures of water and other liquids, mixtures gases, or other substances into the distribution piping of a waterworks from any source or sources other than its intended source.

~~"Backflow prevention device" means any approved device, method, or type of construction intended to prevent backflow into a waterworks. a mechanical unit designed to stop the reversal of flow that is not testable because it does not have inlet and outlet shutoff valves or test cocks. Backflow prevention devices are not generally designed or constructed to withstand backpressure. Backflow prevention devices generally include the atmospheric type vacuum breakers and the dual check valve type devices.~~

"Backflow elimination method" means the air gap separation or physical disconnection that will eliminate the cross connection.

"Backflow prevention assembly" means a mechanical unit, designed to stop the reversal of flow that includes an inlet and outlet shut-off valve and test cocks to facilitate testing of the assembly. Backflow prevention assemblies include the reduced pressure principle backflow prevention assembly, the double gate-double check valve assembly, and the pressure vacuum breaker assembly.

"Backpressure backflow" means backflow caused by pressure in the downstream piping that is superior to the supply pressure at the point of consideration.

"Backsiphonage backflow" means backflow caused by a reduction in pressure that causes a partial vacuum creating a siphon effect.

"Bag filters" means pressure-driven separation devices that remove particulate matter larger than one micrometer using an engineered porous filtration media. They are typically constructed of a ~~nonrigid~~ non-rigid, fabric filtration media housed in a pressure vessel in which the direction of flow is from the inside of the bag to outside.

"Bank filtration" means a water treatment process that uses a well to recover surface water that has naturally infiltrated into groundwater through a river bed ~~or bank(s)~~, bank or banks. Infiltration is typically enhanced by the hydraulic gradient imposed by a nearby pumping water supply or other ~~well(s)~~ well or wells.

"Best available technology" or "BAT" means the best practicable technology, treatment techniques, or other means that the commissioner finds, after examination for efficacy under field conditions and not solely under laboratory conditions ~~and in conformance with applicable EPA regulations, that~~ are available (taking cost into consideration).

"Board" means the State Board of Health.

"BSSP" means a bacteriological sample siting plan.

~~"Breakpoint chlorination" means the addition of chlorine to water until the chlorine demand has been satisfied and further additions result in a residual that is directly proportional to the amount added.~~

"CAP" means a corrective action plan.

"Cartridge filters" means pressure-driven separation devices that remove particulate matter larger than one micrometer using an engineered porous filtration media. They are typically constructed as rigid or semi-rigid, self-supporting filter elements housed in pressure vessels in which flow is from the outside of the cartridge to the inside.

~~"Chlorine" means dry chlorine.~~

"Case decision" means an agency determination as defined in § 2.2-4001 of the Code of Virginia.

"CCCP" means a cross connection control plan.

"CCR" means consumer confidence report.

"CDC" means the Centers for Disease Control, headquartered in Atlanta, Georgia.

"CFE" means the combined filter effluent.

"CFR" means the Code of Federal Regulations.

~~"Chlorine gas" means dry chlorine in the gaseous state.~~

~~"Chlorine solution (chlorine water)" means a solution of chlorine in water.~~

~~"Chronically noncompliant waterworks" or "CNC" means a waterworks that is unable to provide pure water for any of the following reasons: (i) the waterworks' record of performance demonstrates that it can no longer be depended upon to furnish pure water to the persons served; (ii) the owner has inadequate technical, financial, or managerial capacity to furnish pure water to the people served; (iii) the owner has failed to comply with an order issued by the board or the commissioner; (iv) the owner has abandoned the waterworks and has discontinued supplying pure water to the persons served; or (v) the owner is subject to a forfeiture order pursuant to § 32.1-174.1 of the Code of Virginia.~~

"Coagulation" means a process using coagulant chemicals and mixing by which colloidal and suspended materials are destabilized and agglomerated into floc.

~~"Coliform bacteria group" means a group of bacteria predominantly inhabiting the intestines of man or animal but also occasionally found elsewhere. It includes all aerobic and facultative anaerobic, gram-negative, non-sporeforming bacilli that ferment lactose with production of gas. Also included are all bacteria that produce a dark, purplish-green colony with metallic sheen by the membrane filter technique used for coliform identification.~~

"Combined distribution system" means the interconnected distribution system consisting of the distribution systems of wholesale waterworks and of the consecutive waterworks that receive finished water.

"Commissioner" means the State Health Commissioner, who is the executive officer of the board.

"Community waterworks" means a waterworks that serves at least 15 service connections used by year-round residents or regularly serves at least 25 year-round residents.

~~"Compliance cycle" means the nine-year calendar year cycle during which a waterworks shall monitor. Each compliance cycle consists of three three-year compliance periods. The first calendar year cycle begins began January 1, 1993, and ends ended December 31, 2001; the second begins January 1, 2002, and ends December 31, 2010; the third begins January 1, 2011, and ends December 31, 2019 with subsequent compliance cycles continuing thereafter.~~

~~"Compliance period" means a three-year calendar year period within a compliance cycle. Each compliance cycle has consists of three three-year compliance periods. Within the first compliance cycle, the first compliance period runs from January 1, 1993, to December 31, 1995; the second from January 1, 1996, to December 31, 1998; the third from January 1, 1999, to December 31, 2004 The first compliance period began January 1, 1993 and ended December 31, 1995, with subsequent compliance periods continuing thereafter.~~

~~"Comprehensive performance evaluation" or "CPE" means a thorough review and analysis of a treatment plant's performance-based capabilities and associated administrative, operational and maintenance practices. It is conducted to identify factors that may be adversely impacting a plant's capability to achieve compliance and emphasizes approaches that can be implemented without significant capital improvements. For purposes of compliance with 12VAC5-590-530 E 1 b (2), the comprehensive performance evaluation shall consist of at least the following components: assessment of plant performance, evaluation of major unit processes, identification and prioritization of performance limiting factors, assessment of the applicability of comprehensive technical assistance, and preparation of a CPE report.~~

"Confirmation sample" means another sample to be collected by the owner within a specified time after the results of the initial sample are known to have exceeded a specified limit or standard, in order to validate the initial result and to determine compliance.

"Confluent growth" means a continuous bacterial growth covering the entire filtration area of a membrane filter, or a portion thereof, in which bacterial colonies are not discrete.

~~"Consecutive waterworks" means a waterworks that has no water production or source facility of its own and that obtains all of its water from another permitted waterworks or receives some or all of its finished water from one or more wholesale waterworks. Consecutive waterworks may provide additional treatment to finished water. Delivery may be through a direct connection or through~~

the distribution system of one or more consecutive waterworks.

"Consolidated" means rock made from sedimentary-, igneous-, or metamorphic- materials that have been metamorphosed or cemented together forming strata or bodies of rock.

~~"Consumer" means any person who drinks~~ receiving water for human consumption water from a waterworks.

"Consumer's water system" means any water system located on the consumer's premises, supplied by or in any manner connected to a waterworks.

"Containment" means the safeguard against backflow into a waterworks from a consumer's water system by installing an appropriate backflow prevention assembly or backflow elimination method at the service connection.

"Contaminant" means any objectionable or hazardous physical, chemical, biological, or radiological substance or matter in water.

"Conventional filtration treatment" means a series of processes including coagulation, flocculation, sedimentation, and filtration resulting in substantial particulate removal.

"Corrosion inhibitor" means a substance capable of reducing the corrosivity of water toward metal plumbing materials, especially lead and copper, by forming a protective film on the interior surface of those materials.

~~"Cross connection" means any connection or structural arrangement, direct or indirect, to the waterworks whereby actual or potential link, connection or physical arrangement, direct or indirect, between used water, an auxiliary water system, or other source of contamination to the waterworks through which backflow can occur.~~

"CT" or " CT_{calc} " means the product of "residual disinfectant concentration" (C) in mg/L determined before or at the first customer consumer, and the corresponding "disinfectant contact time" (T) in minutes (i.e., "C" x "T").

"Daily fluid intake" means the daily intake of water for drinking and culinary use and is defined as two liters.

~~"Dechlorination" means the partial or complete reduction of residual chlorine in water by any chemical or physical process at a waterworks with a treatment facility.~~

~~"Degree of hazard" means the level of health hazard, as derived from an evaluation of the potential risk to health and the adverse effect upon the waterworks.~~

~~"DBPPs" means disinfection byproduct precursors.~~

~~"DBPs" means disinfection byproducts.~~

"DCLS" means the Virginia Department of General Services, Division of Consolidated Laboratory Services.

"Department" means the Virginia Department of Health.

"DEQ" means the Virginia Department of Environmental Quality.

"Diatomaceous earth filtration" means a process resulting in substantial particulate removal in which (i) a precoat cake of diatomaceous earth filter media is deposited on a support membrane (septum), and (ii) while the water is filtered by passing through the cake on the septum, additional filter media known as body feed is continuously added to the feed water to maintain the permeability of the filter cake.

"Direct filtration" means a series of processes including coagulation and filtration but excluding sedimentation resulting in substantial particulate removal.

~~"Disinfectant" means any oxidant (including chlorine) that is chemical and physical agents, including chlorine, chlorine dioxide, chloramines, ozone and UV light, added to water in any part of the treatment or distribution process for the purpose of killing or deactivating inactivating pathogenic organisms.~~

~~"Disinfectant contact time" ("T" in CT calculations) means the time in minutes that it takes for water to move from the point of disinfectant application to the point where residual disinfectant concentration ("C") is measured.~~

~~"Disinfection" means a process that inactivates or destroys pathogenic organisms in water by chemical oxidants or equivalent agents use of a disinfectant.~~

"Disinfection profile" means a summary of Giardia lamblia or virus inactivation through the water treatment plant.

"Distribution main" means a water ~~main~~ pipeline whose primary purpose is to ~~provide treated convey drinking~~ water to service connections.

~~"District engineer" means the employee assigned by the Commonwealth of Virginia, Department of Health, Office of Drinking Water to manage its regulatory activities in a geographical area of the state consisting of a state planning district or subunit of a state planning district.~~

~~"Domestic or other nondistribution system plumbing problem" means a coliform contamination problem in a waterworks with more than one service connection that is limited to the specific service connection from which the coliform positive sample was taken.~~

"DOC" means the dissolved organic carbon in a water sample.

"Double gate-double check valve assembly" means an ~~approved~~ assembly composed of two single independently acting check valves including tightly closing shutoff valves located at each end of the assembly and petcocks and test gauges for testing the watertightness of each check valve.

"DPOR" means the Virginia Department of Professional and Occupational Regulation.

"Drawdown" means the difference, measured vertically, between the static water level in the well and the water level during

pumping.

~~"Dual sample set" means a set of two samples collected at the same time and same location, with one sample analyzed for TTHM and the other sample analyzed for HAA5. Dual sample sets are collected for the purposes of conducting an initial distribution system evaluation (IDSE) under 12VAC5-590-370-B-3 e (2) and determining compliance with the TTHM and HAA5 MCLs under 12VAC5-590-370-B-3 e (3).~~

"EDR" means electro dialysis reversal.

~~"Effective corrosion inhibitor residual" means, for the purpose of 12VAC5-590-405-A-1 only, a concentration sufficient to form a passivating film on the interior walls of a pipe.~~

"Enhanced coagulation" means the addition of sufficient coagulant for improved removal of disinfection byproduct precursors by conventional filtration treatment.

"Enhanced softening" means the improved removal of disinfection byproduct precursors by precipitative softening.

"Entry point" means the place where water from the source after application of any treatment is delivered to the distribution system. Where two or more sources are combined before distribution, the entry point is the location that is representative of the blended water following all treatment.

"EPA" means the United States Environmental Protection Agency.

~~"Equivalent residential connection" means a volume of water used equal to a residential connection that is 400 gallons per day unless supportive data indicates otherwise.~~

~~"Exception" means an approved deviation from a "shall" criteria contained in Part III (12VAC5-590-640 et seq.) of this chapter.~~

~~"Exemption" means a conditional waiver of a specific PMCL or treatment technique requirement that is granted to a specific waterworks for a limited period of time.~~

"Filter profile" means a graphical representation of individual filter performance, based on continuous turbidity measurements or total particle counts versus time for an entire filter run, from startup to backwash inclusively, that includes an assessment of filter performance while another filter is being backwashed.

"Filtration" means a process for removing particulate matter from water by passage through porous media.

"Finished water" means water that is introduced into the distribution system of a waterworks and is intended for distribution and consumption without further treatment, except as treatment necessary to maintain water quality in the distribution system (e.g., booster disinfection, addition of corrosion control chemicals): (e.g., booster disinfection).

~~"First draw sample" means a one-liter sample of tap water, collected in accordance with 12VAC5-590-375-B-2, that has been standing in plumbing pipes at least six hours and is collected without flushing the tap.~~

"Flocculation" means a process to enhance agglomeration or collection of smaller floc particles into larger, more easily settleable particles through gentle stirring by hydraulic or mechanical means.

"Flowing stream" means a course of running water flowing in a definite channel.

"Free available chlorine" means that portion of the total residual chlorine remaining in water at the end of a specified contact period that will react chemically and biologically as hypochlorous acid or hypochlorite ion.

~~"GAC10" means granular activated carbon filter beds with an empty-bed contact time of 10 minutes based on average daily flow and a carbon reactivation frequency of every 180 days, except that the reactivation frequency for GAC10 used as a best available technology for compliance with 12VAC5-590-410-C-2-b (1) (b) shall be 120 days.~~

~~"GAC20" means granular activated carbon filter beds with an empty-bed contact time of 20 minutes based on average daily flow and a carbon reactivation frequency of every 240 days.~~

"GAC" means granular activated carbon.

~~"Governmental entity" means the Commonwealth, a town, city, county, service authority, sanitary district, or any other governmental body established under the Code of Virginia, including departments, divisions, boards, or commissions.~~

"Gross alpha particle activity" means the total radioactivity due to alpha particle emission as inferred from measurements on a dry sample.

"Gross beta particle activity" means the total radioactivity due to beta particle emission as inferred from measurements on a dry sample.

"Groundwater" means all water obtained from sources not classified as surface water ~~(or surface water sources).~~

"Groundwater system" means any waterworks that uses groundwater as its source of supply; however, a waterworks that combines all its groundwater with surface water or with groundwater under the direct influence of surface water prior to treatment is not a groundwater system. Groundwater systems include consecutive waterworks that receive finished groundwater from a wholesale ~~waterworks~~ potable water from another groundwater source.

"Groundwater under the direct influence of surface water" or "GUDI" means any water beneath the surface of the ground with (i) significant occurrence of insects or other macroorganisms, algae, or large-diameter pathogens such as Giardia lamblia, or Cryptosporidium. ~~It also means or~~ (ii) significant and relatively rapid shifts in water characteristics such as turbidity, temperature, conductivity, or pH that closely correlate to climatological or surface water conditions. The GUDI source determinations shall be made by the commissioner in accordance with 12VAC5-590-430 will determine direct influence of surface water.

"GWMA" means the groundwater management area designation by the State Water Control Board.

~~"Haloacetic acids (five)" or "HAA5" means the sum of the concentrations in milligrams per liter of the haloacetic acid compounds (monochloroacetic acid, dichloroacetic acid, trichloroacetic acid, monobromoacetic acid, and dibromoacetic acid), rounded to two significant figures after addition. acids, expressed in milligrams per liter (mg/L) as rounded to two significant figures. For the purpose of this chapter the HAA5 shall mean monochloroacetic acid, dichloroacetic acid, trichloroacetic acid, monobromoacetic acid, and dibromoacetic acid.~~

"Halogen" means one of the chemical elements chlorine, bromine, fluorine, astatine or iodine.

"Health hazard" means any condition, device, or practice in a waterworks or its operation that creates, or may create, a danger to the health and well-being of the water consumer.

~~"Health regulations" means regulations that include all primary maximum contaminant levels, treatment technique requirements, and all operational regulations, the violation of which would jeopardize the public health.~~

"HPC" means the heterotrophic plate count of a bacterial population.

"Human consumption" means drinking, food preparation, dishwashing, bathing, showering, hand washing, teeth brushing, and maintaining oral hygiene.

~~"Hypochlorite" means a solution of water and some form of chlorine, usually sodium hypochlorite the ionic component from the disassociation of hypochlorous acid that performs the function of disinfection. It is the available active ingredient in liquid hypochlorite disinfectants such as sodium and calcium hypochlorite.~~

~~"Initial compliance period" means for all regulated contaminants, the initial compliance period is the first full three-year compliance period beginning at least 18 months after promulgation with the exception of waterworks with 150 or more service connections for contaminants listed at Table 2.3, VOC 19-21; Table 2.3, SOC 19-33; and antimony, beryllium, cyanide (as free cyanide), nickel, and thallium that shall begin January 1993 the compliance period in which chemical monitoring begins.~~

~~"Interchangeable connection" means an arrangement or device that will allow alternate but not simultaneous use of two sources of water.~~

"Isolation" means the safeguard against backflow into a waterworks from a consumer's water system by installing an appropriate backflow prevention assembly or device or by installing a backflow elimination method at the sources of potential contamination in the consumer's water system. This is also called point of use isolation.

~~"Karst geology" means an area predominantly underlain by limestone, dolomite, or gypsum and characterized by rapid underground drainage. Such These areas often feature sinkholes, caverns, and sinking or disappearing creeks. In Virginia, this generally includes all that area west of the Blue Ridge and, in Southwest Virginia, east of the Cumberland Plateau.~~

"Lake/reservoir" means a natural or ~~manmade~~ man-made basin or hollow on the Earth's surface in which water collects or is stored that may or may not have a current or single direction of flow.

~~"Large waterworks" means, for the purposes of 12VAC5-590-375, 12VAC5-590-405, 12VAC5-590-530 F, and 12VAC5-590-550 D only, a waterworks that serves more than 50,000 persons.~~

"Lead free" means the following:

1. When used with respect to solders and flux, refers to solders and flux containing not more than 0.2% lead;
2. When used with respect to pipes and pipe fittings, refers to pipes and pipe fittings containing not more than 8.0% lead; pipe fittings, plumbing fittings, and plumbing fixtures, refers to the weighted average of wetted surfaces of pipes, pipe fittings, plumbing fittings, and plumbing fixtures containing not more than 0.25% lead.
3. When used with respect to plumbing fittings and fixtures intended by the plumbing manufacturer to dispense water for human ingestion, refers to fittings and fixtures that are in compliance with standards established in accordance with 42 USC § 300g-6(e).

~~"Lead service line" means a service line pipeline made of lead that connects the water distribution main to the building inlet and any lead pigtail, gooseneck or other fitting that is connected to such lead line the lead pipeline.~~

"Leakage" means the loss of potable water from the distribution system, up to the points of service connections, through breaks or defects in piping and piping appurtenances.

"Legionella" means a genus of bacteria, some species of which have caused a type of pneumonia called Legionnaires disease.

"Level 1 assessment" means an evaluation to identify the possible presence of sanitary defects, defects in distribution system coliform monitoring practices, and, when possible, the likely reason that the waterworks triggered the assessment.

"Level 2 assessment" means an evaluation to identify the possible presence of sanitary defects, defects in distribution system coliform monitoring practices, and, when possible, the likely reason that the waterworks triggered the assessment in a more comprehensive investigation than a Level 1 assessment.

~~"Liquid chlorine" means a liquefied, compressed chlorine gas as shipped in commerce.~~

"Locational running annual average" or "LRAA" means the average of sample analytical results for samples taken at a particular monitoring location during the previous four calendar quarters.

"Log inactivation (log removal)" means that a 99% reduction is a 2-log inactivation; a 99.9% reduction is a 3-log inactivation; a 99.99% reduction is a 4-log inactivation means the inactivation of organisms expressed on a logarithmic scale. For example, a 99.9% inactivation is a 3-log inactivation; whereas a 99.99% inactivation is a 4-log inactivation.

"Log removal" means the removal of organisms expressed on a logarithmic scale. For example, a 99.9% is a 3-log removal; whereas a 99.99% removal is a 4-log removal.

~~"Manmade beta particle and photon emitters" means all radionuclides emitting beta particles and/or photons listed in the most current edition of "Maximum Permissible Body Burdens and Maximum Permissible Concentration of Radionuclides in Air or Water for Occupational Exposure," National Bureau of Standards Handbook 69, except the daughter products of thorium-232, uranium-235 and uranium-238.~~

"Maximum contaminant level" or "MCL" means the maximum permissible level of a contaminant in pure potable water that is delivered to any user consumer of a waterworks. MCLs are set as close to the MCLGs as feasible using the best available treatment technology~~BAT~~. MCLs may be either "primary" (PMCL), meaning based on health considerations, or "secondary" (SMCL), meaning based on aesthetic considerations.

"Maximum contaminant level goal" or "MCLG" means the maximum level of a contaminant in drinking water at which no known or anticipated adverse effect on the health of persons would occur ~~and that allows an adequate margin of safety. Applying an adequate margin of safety to the MCLG allows the MCL to be set as the standard.~~ Maximum contaminant level goals are ~~nonenforceable non-enforceable~~ health goals.

~~"Maximum daily water demand" means the rate of water usage during the day of maximum water use.~~

~~"Maximum residual disinfectant level" or "MRDL" means a level of a disinfectant added for water treatment that may not be exceeded at the consumer's tap without an unacceptable possibility of adverse health effects. For chlorine and chloramines, a waterworks is in compliance with the MRDL when the running annual average of monthly averages of samples taken in the distribution system, computed quarterly, is less than or equal to the MRDL. For chlorine dioxide, a waterworks is in compliance with the MRDL when daily samples are taken at the entrance to the distribution system and no two consecutive daily samples exceed the MRDL. MRDLs are enforceable in the same manner as maximum contaminant levels. There is convincing evidence that addition of a disinfectant is necessary for control of waterborne microbial contaminants. Notwithstanding the MRDLs listed in Table 2.12, operators may increase residual disinfectant levels of chlorine or chloramines (but not chlorine dioxide) in the distribution system to a level and for a time necessary to protect public health to address specific microbiological contamination problems caused by circumstances such as distribution line breaks, storm runoff events, source water contamination, or cross-connections.~~

"Maximum residual disinfectant level goal" or "MRDLG" means the maximum level of a disinfectant added for water treatment at which no known or anticipated adverse effect on the health of persons would occur, and that allows an adequate margin of safety. MRDLGs are nonenforceable health goals and do not reflect the benefit of the addition of the chemical for control of waterborne microbial contaminants.

"Maximum total trihalomethane potential" or "MTP" means the maximum concentration of total trihalomethanes produced in a given water containing a disinfectant residual after seven days at a temperature of 25°C or above.

~~"Medium waterworks" means, for the purpose of 12VAC5-590-375 and 12VAC5-590-405 only, a waterworks that serves greater than 3,300 and less than or equal to 50,000 persons.~~

"Membrane filtration" means a pressure or vacuum-driven separation process in which particulate matter larger than one micrometer is rejected by an engineered barrier, primarily through a size exclusion mechanism, and that has a measurable removal efficiency of a target organism that can be verified through the application of a direct integrity test. ~~This definition includes the common membrane technologies of microfiltration, ultrafiltration, nanofiltration, and reverse osmosis. Included in this definition are the common membrane classifications of microfiltration (MF), and ultrafiltration (UF), nanofiltration (NF), and reverse osmosis (RO).~~

"Membrane module" means the smallest component of a membrane unit in which a specific membrane surface area is housed in a device with a filtrate outlet.

"Membrane technologies" means those processes that use a permeable membrane to remove ions, molecules, or particles from the process stream, such as MF, UF, NF, RO, and electrodialysis reversal (EDR).

"Membrane unit" means a group of membrane modules that share common valving that allows the unit to be isolated from the rest of the system for the purpose of integrity testing or other maintenance.

"Method detection limit" or "MDL" means the minimum concentration of a substance that can be measured and reported with 99% confidence that the analyte concentration is greater than zero and is determined from analysis of a sample in a given matrix containing the analyte.

"Microfiltration" or "MF" means a pressure-driven membrane technology that separates particles, based on the pore-size rating of the membrane, from a feed stream by using a sieving mechanism. Typically, microfiltration can remove particles down to 0.1 micrometer in size.

~~"Most probable number" or "MPN" means that the density or number of organisms per unit volume that, in accordance with statistical theory, would be more likely than any other number to yield the observed test result or that would yield the observed test result with the greatest frequency, expressed as density of organisms per 100 milliliters. Results are computed from the number of positive findings of coliform-group organisms resulting from multiple-portion decimal-dilution plantings most likely to be present in a water sample, and obtained from method-specific statistical MPN tables.~~

"MPA" means the microscopic particulate analysis method approved by EPA for use in the determination of whether a groundwater is under the influence of surface water.

"Nanofiltration" or "NF" means a pressure-driven membrane technology designed to remove multivalent ions ("softening") and

other constituents based on the pore size, which ranges from 1 – 10 nanometers. Nanofiltration membranes typically operate under a pressure range of 600 – 1100 psi.

"ND" means "non-detected" typically used by laboratories to express the absence of an analyte in a test sample.

"Noncommunity waterworks" means a waterworks that is not a community waterworks, but operates at least 60 days out of the year.

"Nonpotable water" means water not classified as pure water.

"Nontransient noncommunity waterworks" or "NTNC" means a waterworks that is not a community waterworks and that regularly serves at least 25 of the same persons over six months out of the year. When used in the context of an NTNC, "regularly serves" means four or more hours per day, for four or more days per week, for 26 or more weeks per year.

"NSF" means the National Sanitation Foundation.

"Office" or "ODW" means the Commonwealth of Virginia, Department of Health, Office of Drinking Water.

"One hundred year flood level" means the flood elevation that will, over a long period of time, be equaled or exceeded on the average once every 100 years that has a 1% probability of occurring in any given year.

"Operating staff" means individuals employed or appointed by an owner to work at a waterworks. Included in this definition are operators, whether or not their license is appropriate for the classification and category of the waterworks, and unlicensed individuals.

"Operator" means any individual with the requisite skills, employed or appointed by any owner, and who is designated by such the owner to be the person in responsible charge, such as having full responsibility for the waterworks operations and any subordinate operating staff. The individual may be a supervisor, a shift operator, or a substitute in charge, and whose duties include testing or evaluation to control waterworks operations. Not included in this definition are superintendents or directors of public works, city engineers, or other municipal or industrial officials whose duties do not include the actual operation or direct supervision of waterworks.

"Optimal corrosion control treatment" means the corrosion control treatment that minimizes the lead and copper concentrations at users' consumers' taps while ensuring that the treatment does not cause the waterworks to violate any other section of this chapter.

"Owner" or "water purveyor" means an individual, group of individuals, partnership, firm, association, institution, corporation, governmental entity, or the federal government that supplies or proposes to supply water to any person within this state Commonwealth from or by means of any waterworks (see Article 2 (§ 32.1-167 et seq.) of Chapter 6 of Title 32.1 of the Code of Virginia).

PAC" means powdered activated carbon.

"PCBs" means polychlorinated biphenyls.

"PER" means a preliminary engineering report.

"Permit" means an authorization granted by the commissioner to construct or operate a waterworks.

"Permitted capacity" means the limiting hydraulic capability of the waterworks, taking into consideration the source water withdrawal, treatment facilities, finished water storage, delivery and distribution system.

"Person" means any individual, corporation, partnership, association, cooperative limited liability company, trust, joint venture, governmental, political subdivision, or any other legal or commercial entity and any successor, representative, agent, or instrumentality thereof.

"pH" means the negative logarithm of the hydrogen ion concentration of an aqueous solution.

"Physical disconnection" means the removal or absence of pipes, fittings, or fixtures that connect a waterworks directly or indirectly to any other water system.

"Picocurie" or "pCi" means that quantity of radioactive material producing 2.22 nuclear transformations per minute.

"Plant intake" means the works or structures at the head of a conduit through which water is diverted from a source (e.g., river or lake) into the treatment plant.

"PMCL" – See "Maximum contaminant level".

"Point of disinfectant application" means the point where the disinfectant is applied and water downstream of that point is not subject to recontamination by surface water-runoff.

"Point-of-entry treatment device" or "POE device" means a treatment device applied to the water entering a house or building for the purpose of reducing contaminants in the water distributed throughout the house or building.

"Point-of-use treatment device" or "POU device" means a treatment device applied to a single tap for the purpose of reducing contaminants in the water at that one tap.

"Pollution" means the presence of any foreign substance (chemical, physical, radiological, or biological) in water that tends to degrade its quality so as to constitute an unnecessary risk to human health or impair the usefulness of the water.

"Pollution hazard" means a condition through which an aesthetically objectionable or degrading material may enter the waterworks or a consumer's water system.

"Postchlorination" means the application of chlorine to water subsequent to treatment.

"Potable water" – see "Pure water."

"Practical quantitation level" or "PQL" means the lowest level achievable by good laboratories within specified limits during routine

~~laboratory operating conditions~~ that can be reliably measured within specified limits of precision and accuracy during routine laboratory conditions.

"Prechlorination" means the application of chlorine to water prior to filtration.

"Presedimentation" means a preliminary treatment process used to remove gravel, sand and other particulate material from the source water through settling before the water enters the primary clarification and filtration processes in a water treatment plant.

"Pressure vacuum breaker assembly" means an assembly designed to prevent backsiphonage backflow and used for high or low hazard situations, composed of an independently operating, spring-loaded check valve; an independently operating, spring-loaded air-inlet valve; and tightly closing shut-off valves located at each end of the assembly; and fitted with properly located test cocks.

"Primary disinfection" means disinfection to achieve a desired level of inactivation of targeted pathogenic organisms in water by chemical or physical agents as an integral part of the treatment process.

"Process fluids" means any fluid or solution that may be chemically, biologically, or otherwise contaminated or polluted that would constitute a health, ~~pollutional~~environmental, or system hazard if introduced into the waterworks. This includes, but is not limited to:

1. Polluted or contaminated water;
2. ~~Process waters;~~
3. ~~Used waters, originating from the waterworks that may have deteriorated in sanitary quality;~~
4. ~~Cooling waters;~~
5. ~~Contaminated natural waters taken from wells, lakes/lakes/reservoirs, streams, or irrigation systems;~~
6. ~~Chemicals in solution or suspension; and or~~
7. ~~Oils, gases, acids, alkalis, and other liquid and gaseous fluid used in industrial or other processes, or for firefighting purposes.~~

"Process water" means water used for dissolving dry chemicals; diluting liquid chemicals; and operating chemical feeders, treatment facilities, or equipment.

"Project documents" means the engineer's report, design criteria, preliminary and final plans, specifications and procurement documents for the construction of new waterworks or modifications to existing waterworks.

"Pure water" means water fit for human consumption that is (i) sanitary and normally free of minerals, organic substances, and toxic agents in excess of reasonable amounts and (ii) adequate in quantity and quality for the minimum health requirements of the persons served (~~see Article 2 (§ 32.1-167 et seq.) of Chapter 6 of Title 32.1 of the Code of Virginia~~).

~~"Raw water main" means a water main that conveys untreated water from a source to a treatment facility.~~

"QCRV" means the quality control release value used in challenge tests of microfiltration and ultrafiltration membrane filters.

"RAA" means running annual average.

~~"Reduced pressure principle backflow prevention device/assembly" or "RPZ device/assembly" means a device containing a minimum of two independently acting check valves together with an automatically operated pressure differential relief valve located between the two check valves an assembly designed to prevent backsiphonage or backpressure backflow used for high or low hazard situations, composed of two independently operating spring-loaded check valves together with an independent, hydraulically operating pressure differential relief valve located between the two check valves. During normal flow and at the cessation of normal flow, the pressure between these two checks shall be less than the supply pressure. In case of leakage of either check valve, the differential relief valve, by discharging to the atmosphere, shall operate to maintain the pressure between the check valves at less than the supply pressure. The unit assembly shall include tightly closing shutoff valves located at each end of the device-RPZ assembly, and each device shall be fitted with properly located test cocks. These devices shall be of the approved type.~~

"Regulations" means the Waterworks Regulations (12VAC5-590).

"REM" means the unit of dose equivalent from ionizing radiation to the total body or any internal organ or organ system. A millirem (MREM) is 1/1000 of a REM.

"Repeat compliance period" means any subsequent compliance period after the initial compliance period.

"Residual disinfectant concentration" ("~~C" in CT Calculations~~) means the concentration of disinfectant measured in mg/L in a representative sample of water.

~~"Responsible charge" means designation by the owner of any individual to have duty and authority to operate or modify the operation of waterworks processes.~~

"Reverse osmosis" or "RO" means a membrane technology designed to remove salts, low-molecular weight solutes, and all other constituents up to 0.0001 micron in size by applying a pressure in excess of osmotic pressure to force water through a semi-permeable membrane from a region of high solution concentration to a region of lower solution concentration.

~~"Sanitary facilities" means piping and fixtures, such as sinks, lavatories, showers, and toilets, supplied with potable water and drained by wastewater piping.~~

"Sanitary defect" means a defect that could provide a pathway of entry for microbial contamination into the distribution system or that is indicative of a failure or imminent failure in a protective barrier that is already in place.

"Sanitary survey" means an evaluation conducted by ~~ODW~~ the department of a waterworks' water supply, facilities, equipment, operation, maintenance, monitoring records, and overall management of ~~a waterworks~~ to ensure the provision of pure potable water.

"SDWA" means the Safe Drinking Water Act and its amendments.

"Seasonal waterworks" means a noncommunity waterworks that is not operated as a waterworks on a year-round basis, and starts up and shuts down at the beginning and end of each operating season.

~~"Secondary water source" means any approved water source, other than a waterworks' primary source, connected to or available to that waterworks for emergency or other nonregular use.~~

"Secondary disinfection" means disinfection by chemical oxidants or equivalent agents applied at the entry point or in the distribution system to provide a disinfectant residual in water to maintain water quality and safeguard against chance contamination from permeation, leaching, intrusion, regrowth, or biofilms.

"Sedimentation" means a process for removal of solids before filtration by gravity or separation.

~~"Service connection" means the point of delivery of water to a customer's building service line as follows: from a waterworks to a consumer's water system, fire protection system, or irrigation system, and to all temporary or emergency water service connections.~~

~~1. If a meter is installed, the service connection is the downstream side of the meter;~~

~~2. If a meter is not installed, the service connection is the point of connection to the waterworks;~~

~~3. When the water purveyor is also the building owner, the service connection is the entry point to the building.~~

~~"Service line sample" means a one-liter sample of water, collected in accordance with 12VAC5-590-375 B 2 c, that has been standing for at least six hours in a service line.~~

~~"Sewer" means any pipe or conduit used to convey sanitary sewage, stormwater or industrial waste streams. Combined sewers convey both stormwater and sanitary sewage.~~

"Significant deficiency" means any defect in a waterworks' design, operation, maintenance, or administration, as well as the failure or malfunction of any waterworks component, that may cause, or has the potential to cause, an unacceptable risk to health or could affect the reliable delivery of pure potable water to consumers.

"Single-family structure" means, for the purpose of 12VAC5-590-375 B only, a building constructed as a single-family residence that is currently used as either a residence or a place of business.

"Slow sand filtration" means a process involving passage of raw water through a bed of sand at low velocity (generally less than 0.4 m/h) resulting in substantial particulate removal by physical and biological mechanisms.

~~"Small waterworks" means, for the purpose of 12VAC5-590-375, 12VAC5-590-405, 12VAC5-590-530 F and 12VAC5-590-550 D only, a waterworks that serves 3,300 persons or fewer.~~

~~"Standard sample" means that portion of finished drinking water that is examined for the presence of coliform bacteria.~~

"SMCL"– See "Maximum contaminant level".

"SOC" means synthetic organic chemical.

"SOP" mean standard operating procedure.

"Source water", means water as it is pumped or otherwise withdrawn from a well, spring, stream, lake/reservoir, or any body of surface water (natural or impounded), and before any treatment.

"Surface water" means all water open to the atmosphere and subject to surface runoff.

"SUVA" means specific ultraviolet absorption at 254 nanometers (nm), an indicator of the humic content of the water. It is a calculated parameter obtained by dividing a sample's ultraviolet absorption at a wavelength of 254 nm (UV₂₅₄) (in m⁻¹) by its concentration of dissolved organic carbon (DOC) (in mg/L).

"Synthetic organic chemicals" or "SOC" means one of the family families of organic manmade compounds generally utilized for agriculture or industrial purposes.

"System hazard" means a condition posing an actual, or threat of, damage to the physical properties of the waterworks or a consumer's water system.

"TDS" means total dissolved solids.

~~"Terminal reservoir" means an impoundment providing end storage of water prior to treatment a water reservoir providing end storage of source water for the sole use as a drinking water supply.~~

"Too numerous to count" or "TNTC" means that the total number of bacterial colonies exceeds 200 on a 47-mm diameter membrane filter used for coliform detection.

~~"Total effective storage volume" means the volume available to store water in distribution reservoirs measured as the difference between the reservoir's overflow elevation and the minimum storage elevation. The minimum storage elevation is that elevation of water in the reservoir that can provide a minimum pressure of 20 psi at a flow as determined in 12VAC5-590-690 C to the highest elevation served within that reservoir's service area under systemwide maximum daily water demand.~~

"Total organic carbon" or "TOC" means total organic carbon in mg/L measured using heat, oxygen, ultraviolet irradiation, chemical oxidants, or combinations of these oxidants that convert organic carbon to carbon dioxide, rounded to two significant figures.

"Total trihalomethanes" or "TTHM" means the sum of the concentrations of the trihalomethanes expressed in milligrams per liter (mg/L) and rounded to two significant figures. For the purpose of these regulations, ~~the TTHMs this chapter, TTHM~~ shall mean trichloromethane (chloroform), dibromochloromethane, bromodichloromethane, and tribromomethane (bromoform).

"Transient noncommunity waterworks" or "TNC" means a noncommunity waterworks that is not a nontransient noncommunity waterworks. A TNC serves at least 25 persons daily for at least 60 days out of the year.

~~"Transmission main" means a water main whose primary purpose is to move significant quantities of treated water among service areas:~~

~~"Treatment" means any process that changes the chemical, physical, radiological, or bacteriological quality of water.~~

~~"Treatment technique requirement" or "TT" means a requirement that specifies for a contaminant a specific treatment technique(s) technology or process demonstrated to the satisfaction of the division department to lead to a reduction in the level of such a specific contaminant sufficient to comply with these regulations this chapter.~~

~~"Triggered source water monitoring" means monitoring required of any groundwater system as a result of a total coliform-positive sample in the distribution system.~~

~~"Trihalomethane" or "THM" means one of the family of organic compounds, named as derivatives of methane, wherein three of the four hydrogen atoms in methane are each substituted by a halogen atom in the molecular structure.~~

~~"Two-stage lime softening" means a process in which chemical addition and hardness precipitation occur in each of two distinct unit clarification processes in series prior to filtration.~~

~~"Ultrafiltration" or "UF" means a membrane technology designed to remove particles up to 0.01 micron in size.~~

~~"Unconsolidated" means loose sediment that has not been compacted, cemented, lithified, or metamorphosed into rock; sediment may be derived from a sedimentary-, igneous-, metamorphic-type rock, which includes clay, silt, sand, gravel, and mixtures of these particle types.~~

~~"Uncovered finished water storage facility" means a tank, reservoir, or other facility used to store water that will undergo no further treatment to reduce microbial pathogens (except residual disinfection) and is directly open to the atmosphere.~~

~~"Unregulated contaminant" or "UC" means a contaminant for which a monitoring requirement has been established, but for which no MCL or treatment technique requirement has been established.~~

~~"USBC" means the Uniform Statewide Building Code.~~

~~"Used water" means any water supplied by a water purveyor from the waterworks to a consumer's water system after it has passed through the service connection and is no longer under the control of the owner.~~

~~"UV" means ultraviolet.~~

~~"Variance" means a conditional waiver of a specific regulation that is granted to a specific waterworks. A PMCL variance is a variance to a primary maximum contaminant level, or a treatment technique requirement. An operational variance is a variance to an operational regulation or a secondary maximum contaminant level. Variances for monitoring, reporting and public notification requirements will not be granted.~~

~~"Virus" means a microbe virus of fecal origin that is infectious to humans by waterborne transmission, and must be preemptively inactivated through disinfection prior to human consumption.~~

~~"Volatile synthetic organic chemical" or "VOC" means one of the family families of manmade organic compounds generally characterized by low molecular weight and rapid vaporization at relatively low temperatures or pressures.~~

~~"Waterborne disease outbreak" means the significant occurrence of acute infectious illness, epidemiologically associated with the ingestion of water from a waterworks that is deficient in treatment, as determined by the commissioner or the State Epidemiologist.~~

~~"Water purveyor" (same as owner):~~

~~"Water supply" means the source of water that shall have been taken into a waterworks from all including wells, streams, springs, lakes, and other bodies of surface waters (natural or impounded), and the tributaries thereto, and all impounded groundwater; but the. The term "water supply" shall not include any waters above the point of intake of such the waterworks (see Article 2 (§ 32.1-167 et seq.) of Chapter 6 of Title 32.1 of the Code of Virginia).~~

~~"Water supply main" or "main" means any water supply pipeline that is part of a waterworks distribution system.~~

~~"Water treatment plant" means that portion of a waterworks intended specifically for water treatment; it may include, among other operations, coagulation, sedimentation, filtration, and disinfection.~~

~~"Water Well Completion Report" means a report form published by the State Water Control Board entitled "Water Well Completion Report," which requests specific information pertaining to the ownership, driller, location, geological formations penetrated, water quantity and quality encountered as well as construction of water wells. The form is to be completed by the well driller.~~

~~"Waterworks" means a system that serves piped water for human consumption to at least 15 service connections or 25 or more individuals for at least 60 days out of the year. "Waterworks" includes all structures, equipment, and appurtenances used in the storage, collection, purification, treatment, and distribution of pure water except the piping and fixtures inside the building where such water is delivered (see Article 2 (§ 32.1-167 et seq.) of Chapter 6 of Title 32.1 of the Code of Virginia).~~

~~"Waterworks with a single service connection" means a waterworks that supplies drinking water to consumers via a single service line.~~

~~"Wholesale waterworks" means a waterworks that treats source water as necessary to produce finished potable water and then delivers some or all of that finished potable water to another waterworks. Delivery may be through a direct connection or through the distribution system of one or more consecutive waterworks.~~

B. Units of measurement.

°C– degrees Celsius

CU – color units

ft² – square feet of area

ft/min – feet per minute

ft/sec – feet per second

gpd – gallons per day

gpd/ft² – gallons per day per square foot

gpm – gallons per minute

gpm/ft – gallons per minute per foot

gpm/ft² – gallons per minute per square foot

in – inches

lb – pounds

lb/day – pounds per day

lb/ft² – pounds per square foot

MFL - million fibers per liter

MGD – million gallons per day

mg/L – milligrams per liter

min – minutes

mJ/cm² – millijoules per square centimeter

mrem – millirem

nm – nanometer (10⁻⁹ meter)

NTU – nephelometric turbidity units

pCi – picocuries

pCi/L – picocuries per liter

ppb - parts per billion, or micrograms per liter (µg/L)

ppm - parts per million, or milligrams per liter (mg/L)

ppq - parts per quadrillion, or picograms per liter (pg/L),ppt - parts per trillion, or nanograms per liter (ng/L)

psi – pounds per square inch

psig – pounds per square inch gauge

scfm/ft² - standard cubic feet per minute per square foot

µm – micrometers (10⁻⁶ meter or microns)

µg/L – micrograms per liter

µS/cm – microSiemens per centimeter

W/m² - Watts per square meter

Article 2

General Information

12VAC5-590-20. Authority for regulations: (Repealed.)

Article 2 (§ 32.1-5 et seq.) of Chapter 1 of Title 32.1 of the Code of Virginia provides that the State Board of Health has the duty to protect the public health and to ensure that all water supplies destined for public consumption be pure water. In order to discharge that duty, the board is empowered to supervise and regulate all waterworks and water supplies within the state (see Article 2 of Chapter 1 of Title 32.1 of the Code of Virginia).

12VAC5-590-30. Purpose of regulations: (Repealed.)

These regulations have been promulgated by the board to: 1. Ensure that all water supplies destined for public consumption be pure water; 2. Guide the commissioner in his determination of whether a permit for a public water supply or waterworks should be issued; and 3. Assist the owner or his authorized engineer in the preparation of an application, plans, specifications, reports and other data.

12VAC5-590-35. Delegation of authority.

The commissioner, or the commissioner's designee, may perform any act of the board provided under this chapter, except as limited by § 32.1-20 of the Code of Virginia.

12VAC5-590-40. Administration of regulations this chapter.

These regulations are administered by the following parties:

1. ~~State Board of Health, which has responsibility~~ A. The board is responsible for promulgating, amending, and repealing regulations which to ensure a supply of pure potable water.
2. ~~State Health Commissioner, who is the executive officer~~ B. The commissioner is vested with all the authority of the State Board of Health with the authority of the board when it is not in session, and subject to such rules and regulations as may be prescribed by the board.
3. ~~Division of Water Supply Engineering, which~~ C. The department is designated as the primary reviewing evaluation agent of the board for the purpose of administering this chapter. It examines ~~and passes upon~~ the technical aspects of all applications and plans for waterworks projects prior to the drafting of a permit for final approval by the ~~State Health Commissioner~~ commissioner. It also has primary responsibility for monitoring waterworks operations to ensure that water supplied to the public is ~~pure~~ consumers is potable water.

4. ~~Central and field offices, which are maintained by the division, the central office is located in Richmond, Virginia. The Office of Water Programs maintains six field offices which are responsible for activities of the division within their service areas. Applications for waterworks permits should be submitted to the appropriate field office. The addresses of the field offices and a description of the areas that they serve are listed in Appendix C.~~

5. ~~Waterworks Advisory Committee, which shall be appointed by the commissioner, shall consist of thirteen appointed members and three ex officio members specified below. The commissioner shall appoint to the Waterworks Advisory Committee one individual each from the following: a member of the Virginia Section American Water Works Association; a member of the Virginia Society of Professional Engineers; a member of the Virginia Water Well Association, Inc.; a member of the Consulting Engineers Council; a water treatment plant operator having a valid license of the highest classification in waterworks issued by the State Board for Waterworks and Wastewater Works Operators; a faculty member of a state university or college whose principal field of teaching is Environmental Engineering; a community waterworks owner; a nontransient noncommunity (NTNC) representative; a representative from Virginia Rural Water Association; a representative from Virginia Water Projects, Inc.; a representative from the Virginia Municipal League; a representative from the Virginia Association of Counties; and a citizen representative. Ex officio members shall consist of the Director, Office of Water Programs, who shall act as chairman; Director, Division of Water Supply Engineering; and Director, Division of Consolidated Laboratory Services or their designees.~~

~~Appointed members shall serve at the discretion of the commissioner with staggered terms being of three years in duration. The Waterworks Advisory Committee shall make recommendations to the commissioner regarding waterworks and water supply policies, procedures and programs of the division.~~

12VAC5-590-45. Waterworks Advisory Committee (WAC).

A. A WAC shall be formed by the commissioner to provide peer review of the regulatory, policy, and legislative aspects of the department's authorities. Committee members shall consist of industry professionals employed outside the department with longstanding expertise or vested interest in waterworks operations and represent a diverse group of stakeholders. Members shall be experts in the fields of water treatment technologies, public health, water quality, economics, environmental science, public utilities, community development, or industry regulations. A minimum of nine persons shall be appointed to the committee by the commissioner.

B. The WAC will convene at least quarterly.

C. WAC meetings will be considered public meetings. Notice of scheduled meetings will be posted on the Virginia Regulatory Town Hall at least seven working days prior to the date of the meeting. Meeting minutes will be posted to the Virginia Regulatory Town Hall within 10 working days after the meeting.

D. Each member of the WAC shall hold office for a term of three years, except that:

1. With approval by the commissioner, members are eligible for reappointment to consecutive terms.
2. Each member of the WAC serves at the pleasure of the commissioner.

E. The commissioner shall appoint the chair of the WAC.

F. The WAC shall have a department staff member serve as secretary.

12VAC5-590-50. Application of regulations to waterworks and water supplies in operation or planned prior to the effective date of the regulations.

Waterworks and water supplies which were in operation prior to the effective date of the regulations may continue operation if they comply with the operational regulations set forth in Part II. Operation permits, which will be in addition to all permits previously received, will be issued to such waterworks as soon as practicable after the effective date of these regulations:

A. ~~Waterworks and water supplies unable to comply with Part II of this chapter may be issued the appropriate variances and/or exemptions in conjunction with the operation permit to allow continued operation during the period of adjustment. Any variances and/or exemptions will be issued in accordance with the procedures contained in Article 3 of Part I of this chapter~~ Owners shall comply with Part II of this chapter unless a variance or exemption is issued by the commissioner.

B. ~~Compliance with design criteria set forth in Parts~~ Part III and IV of this chapter is necessary for waterworks modification limited to modifications to existing waterworks and for all construction of new waterworks commenced after the effective date of these revised regulations ~~this chapter~~. Portions of waterworks not being modified are not required to comply with the design criteria of Part III. Waterworks construction or modification is deemed to be commenced for purposes of this section upon receipt of final plans and

specifications by the field office issuance of the construction permit.

C. Compliance with the requirements set forth in Parts Part III and IV of this chapter for materials, construction methods, disinfection, etc., is necessary for all repairs to pipes, tanks, pumps, and appurtenances which that are part of a waterworks.

D. ~~Volatile Synthetic Organic Chemicals (VOCs) and Unregulated Contaminants (UCs) Regulations are effective immediately for those community and NTNC waterworks which serve more than 10,000 persons. The VOC and UC regulations are effective immediately for community and NTNC waterworks serving 3,300 to 10,000 persons. The VOC and UC regulations become effective on January 1, 1991, for community and NTNC waterworks serving less than 3,300 persons. (See Table 2.7.)~~

E. ~~The Lead and Copper Regulations establish a treatment technique that includes requirements for corrosion control treatment, water supply (source water) treatment, lead service line replacement, and public education. These requirements are triggered, in some cases, by lead and copper action levels measured in samples collected at consumers' taps. Unless otherwise indicated, each of the provisions of 12VAC5-590-375, 12VAC5-590-405, 12VAC5-590-530 F and 12VAC5-590-550 D applies to community waterworks and nontransient noncommunity waterworks. The requirements set forth in 12VAC5-590-375, 12VAC5-590-530 D and 12VAC5-590-550 D shall take effect on July 7, 1991.~~

12VAC5-590-55. Relationship of this chapter to the USBC.

A. This chapter governs waterworks' facilities from any water source to all service connections.

B. In accordance with § 36-98 of the Code of Virginia and the USBC, the USBC (13VAC5-63) governs the construction of buildings and structures, including plumbing systems and backflow prevention methods. The USBC also governs the water service piping from the service connection to a building or structure.

C. Notwithstanding subsections A and B of this section, this chapter shall govern:

1. Water treatment, storage, pumping facilities, and water piping that are part of a waterworks and housed in any building or structure; and

2. Backflow prevention assemblies or elimination methods, or both, installed for containment and located downstream from the service connection, including where located in any building or structure.

Article 3

Procedures

12VAC5-590-60. Compliance with the Administrative Process Act. (Repealed.)

~~The provisions of the Administrative Process Act (Chapter 1.1:1 of Title 9) and Title 32.1 of the Code of Virginia govern this chapter. All procedures outlined below are in addition to, or in compliance with, the requirements of that Act.~~

12VAC5-590-70. Powers and procedures.

~~The board reserves the right to authorize utilize any lawful procedure for the enforcement of this chapter that is consistent with the provisions set forth herein and the provisions of Title 32.1 of the Code of Virginia.~~

12VAC5-590-80. Procedure. (Repealed).

~~Regulations for the operations, construction, or modification of a waterworks or water supply are established, amended, or repealed only in accordance with the Administrative Process Act.~~

12VAC5-590-100. Exception; emergency regulations.

~~If the establishment of a regulation is necessary for the preservation of public health, safety, or welfare to meet any emergency, not provided for by this chapter, the board or commissioner, acting on behalf of the board when it is not in session, may immediately promulgate and adopt the necessary regulation by complying with the procedures set forth in either § 2.2-4011 and 32.1-13 of the Code of Virginia.~~

12VAC5-590-110. Enforcement.

~~All waterworks must be operated in compliance with the requirements as set forth in this chapter as follows:~~

1: ~~A. Notice. Whenever the commissioner, his appointed representative, or the division department has reason to believe that a violation of Title 32.1 or of the Code of Virginia or of any section of this chapter has may have occurred or is may be occurring, the division department shall so notify the alleged violator. Such The notice shall: (i) be in writing; (ii) shall cite the statute, regulation or regulations that are allegedly being violated; violated; and shall (iii) state the facts which that form the basis for believing that the violation has may have occurred or is may be occurring; and (iv) include information on the process for obtaining a final decision or fact finding from the department on whether or not a violation has occurred. This notification is not an official finding, case decision, or adjudication, but may be accompanied by include a request that certain to the owner to respond timely and to take specific corrective action be taken by a stated deadline.~~

2: ~~B. Orders. Pursuant to § 32.1-26 of the Code of Virginia, the commissioner board may issue orders to require any owner to comply with the provisions of Title 32.1 of the Code of Virginia or this chapter any law administered by it, the commissioner, or the department, any regulations promulgated by the board, including any section of this chapter, or any case decision of the board or commissioner. The order shall be signed by the commissioner and commissioner, acting on behalf of the board when it is not in session, will sign the order and it may require:~~

a: 1. The immediate cessation or correction of the violation;

b: 2. The acquisition or use of additional equipment, supplies or personnel to ensure that the violation does not recur;

- e. ~~3.~~ The submission of a plan to prevent future violations;
 - f. ~~4.~~ The submission of an application for a variance or exemption;
 - g. ~~5.~~ Any other corrective action deemed necessary for proper compliance with the ~~this~~ chapter; or
 - h. ~~Division review~~ 6. Evaluation and approval, if appropriate, of the required submissions, if appropriate.
- ~~3.~~ C. Compliance with effective orders and this chapter. The commissioner may act as the agent of the board to enforce all effective orders and this chapter. Should any owner fail to comply with any effective order or this chapter the commissioner may:
- a. ~~1.~~ Institute a ~~an~~ administrative proceeding to revoke the owner's permit in accordance with 12VAC5-590-320 and § 32.1-174 of the Code of Virginia, or other appropriate administrative remedies;
 - b. ~~Apply to an appropriate court for an injunction or other legal process to prevent or stop any practice in violation of the order;~~
 - c. ~~2.~~ Request attorney for the Commonwealth criminal prosecution by a Commonwealth's Attorney with the appropriate jurisdiction in accordance with § 32.1-27 of the Code of Virginia to bring a criminal action;
 - d. ~~3.~~ Request civil action by the Attorney General to bring an action for impose a civil penalty, injunction seek injunctive relief, or other appropriate remedy legal remedies; or
 - e. ~~4.~~ Do any combination of the abovesubdivision C 1, C 2, or C 3 of this section.
- ~~4.~~ D. Special Order. Pursuant to § 32.1-175.01 of the Code of Virginia, the commissioner may, after an informal fact finding proceeding held in accordance with § 2.2-4019 of the Code of Virginia, issue a special order that may include a civil penalty against an owner who violates the Public Water Supply Law, §§ 32.1-167 through 32.1 32.1-176 of the Code of Virginia, this chapter, or any order of the board.
- E. Graduated enforcement actions. Nothing in this section shall prevent the commissioner or the division from taking action prior to issuing an order or department from making efforts to obtain voluntary compliance through conference, warning, or other appropriate means before issuance of an order, instituting an administrative proceeding, or requesting an action by a Commonwealth's Attorney or the Attorney General.
- ~~5.~~ Hearing as a matter of right (see 12VAC5-590-180).

12VAC5-590-115. Administrative proceedings.

A. Types of administrative proceedings. Administrative proceedings before the board, the commissioner, or the commissioner's designee, shall include the following forms depending upon the nature of the controversy and the interests of the named party involved.

1. An informal fact-finding proceeding is an informal conference between the department staff and the named party held in accordance with § 2.2-4019 of the Code of Virginia.
2. A formal hearing is an adjudicatory proceeding before the commissioner or a designated hearing officer held in accordance with § 2.2-4020 of the Code of Virginia.

B. Request for administrative proceeding. The named party may request an administrative proceeding by sending a request, in writing, to the department.

C. Administrative proceeding as a matter of right. The named party whose rights, duties or privileges have been or may be affected by any action or inaction of the board, commissioner, or department in the administration of this chapter, shall have a right to both an informal fact-finding proceeding and a formal hearing; however, the commissioner reserves the right to require participation in an informal fact-finding proceeding before granting the request for a formal hearing.

12VAC5-590-120. Emergency Orders orders.

A. The commissioner may, pursuant to § 32.1-175 of the Code of Virginia, issue emergency orders in any case where there is an imminent danger to the public health resulting from the operation of any a waterworks or the source of a water supply.

B. An emergency order may be communicated by the best practical notice under all the circumstances and is effective immediately upon receipt. The order may state any requirements necessary to remove the danger to the public health, including the immediate cessation of the construction or operation of the waterworks or the use of any the water supply.

C. Violation of an emergency order is subject to civil enforcement and is punishable as a criminal misdemeanor.

D. Emergency orders shall be effective for a period determined by the commissioner.

E. Emergency orders may be appealed in accordance with the provisions of the Administrative Process Act APA.

12VAC5-590-125. Chronically noncompliant waterworks.

A. The commissioner may identify a waterworks as chronically noncompliant (CNC) whenever he determines that:

- ~~1. The waterworks has a documented performance record that demonstrates the waterworks is not a dependable supplier of potable water;~~
- ~~2. The owner has shown inadequate technical, financial, or managerial capabilities to provide potable water;~~
- ~~3. The owner has failed to comply with an order issued by the commissioner;~~
- ~~4. The owner has abandoned the waterworks and has discontinued providing potable water to the consumers; or~~
- ~~5. The owner is subject to a forfeiture order pursuant to § 32.1-174.1 of the Code of Virginia.~~

~~B.~~ Once If the commissioner determines that a waterworks is CNC chronically noncompliant as defined in § 32.1-167 of the Code

of Virginia, ~~he~~ the commissioner shall issue an order to the owner containing a schedule to bring the waterworks into compliance with this chapter and require the submission of a comprehensive business plan pursuant to § 32.1-172 B of the Code of Virginia. If capital improvements are necessary to bring the waterworks into compliance, and the owner does not possess sufficient assets to make the necessary improvements, the order shall require the owner to make annual, good faith applications for loans, grants, or both, to appropriate financial institutions to secure funding for such improvements, until ~~such~~ the improvements are complete and operational. The owner shall provide a copy of the order to each consumer ~~with a copy of the compliance schedule~~ within 10 calendar days of issuance of the order.

~~B. Within 15 calendar days of issuance of the commissioner's order, the owner shall certify in writing that a copy of the order was distributed to each consumer within the 10-day period specified in subsection A of this section.~~

~~C. The owner shall provide the commissioner a copy of the notice order was distributed and a signed certification of the distribution completion date within five calendar days of completing the notification required in subsection B of this section.~~

~~D. C.~~ The commissioner shall send a copy of the order to the chief administrative officer of the locality in which the waterworks is located for appropriate action under § 15.2-2146 of the Code of Virginia.

~~E. D.~~ In addition to the provisions of § 32.1-27 of the Code of Virginia, any owner who violates this chapter, an order of the board, or a statute governing public water supplies shall be subject to those civil penalties provided in ~~§§ 32.1-167 through 32.1-176~~ Article 2 (§ 32.1-167 et seq.) of Chapter 6 of Title 32.1 of the Code of Virginia.

12VAC5-590-130. Suspension of this chapter.

12VAC5-590-140. Variances.

A. The commissioner may grant a variance to a ~~primary maximum contaminant level (PMCL), a PMCL, SMCL,~~ treatment technique requirement, ~~or an operational regulation, or a secondary maximum contaminant level (SMCL)~~ by following the appropriate procedures set forth in this section.

1. Requirements for a variance. A ~~PMCL~~ variance may be granted to a waterworks from any requirement respecting a ~~PMCL or SMCL~~ upon a finding that:

- a. ~~Alternative sources of water supplies~~ are not reasonably available to the waterworks;
- b. The characteristics of the ~~raw water sources which are~~ water supply that is reasonably available to the waterworks ~~prevent~~ prevents the waterworks from meeting the ~~PMCL or SMCL~~ requirements, and on condition that the waterworks installs the best available technology, treatment techniques, or other means, which the commissioner finds are generally available (taking costs into consideration); and
- c. The granting of a variance will not result in an unreasonable risk to the health of persons served by the waterworks.

2. The commissioner may grant a ~~one or more~~ one or more treatment technique ~~variance~~ variances to a waterworks from any requirement of a specified treatment technique upon a finding that the waterworks applying for the variance has demonstrated that ~~such the~~ treatment technique is not necessary to protect the health of persons because of the nature of the ~~raw water source of such water supply of the~~ waterworks.

3. The commissioner may grant a variance ~~to a waterworks~~ to a waterworks from an operational regulation ~~or a SMCL~~ if a thorough investigation reveals that the hardship imposed outweighs the benefits that may be received by the public and that the granting of ~~such the~~ variance does not subject the public to unreasonable health risks. ~~An operational variance may not be issued from monitoring, reporting, or public notification requirements.~~

~~4. An operational variance may not be issued from monitoring, reporting, or public notification requirements.~~

~~B. Application Request~~ for a variance. Any owner may apply in writing for a variance. The ~~application should request shall be~~ sent to the ~~appropriate field office~~ department for evaluation. All ~~applications requests~~ requests for a variance shall include the following:

1. A citation of the regulation from which a variance is requested;
2. The nature and duration of the variance requested;
3. Relevant analytical results of water quality sampling of the waterworks, including results of relevant tests conducted pursuant to the requirements of this chapter;
4. A statement of the hardship to the owner and the anticipated impacts to the public health and welfare if a variance were granted;
5. Suggested conditions that might be imposed on the granting of a variance that would limit its detrimental impact on public health and welfare;
6. Other information, if any, believed by the ~~applicant owner~~ applicant to be pertinent to the ~~application request~~ request; and
7. ~~Such~~ Any other information as may be required by the commissioner to make the determination.
8. For any ~~application request~~ request made for a PMCL variance, the ~~applicant owner~~ applicant shall also include:;
 - a. Explanation in full and evidence of the ~~best available treatment technology and techniques~~ BAT;
 - b. Economic and legal factors relevant to ability to comply;
 - c. Analytical results of ~~raw water source water~~ raw water source quality relevant to the variance request;
 - d. A proposed compliance schedule including the date each step toward compliance will be achieved. ~~Such The~~ The schedule shall include as a minimum the following dates:

(1) Date by which arrangement for alternative ~~raw water source~~ source water or improvement of existing ~~raw water source~~ source water will be completed;

(2) Date of initiation of the connection of the alternative ~~raw water source~~ water supply or improvement of existing ~~raw water source~~ water supply; and

(3) Date by which final compliance is to be achieved.

e. A plan for the provision of safe drinking water in the case of an excessive rise in the contaminant level for which the variance is requested; ~~and~~

f. A plan for interim control measures during the effective period of the variance-; and

g. A plan for notifying the consumers at least once every three months, or more frequently if determined by the commissioner, that the waterworks is operating under the condition of a variance.

9. For any ~~application request~~ made for a treatment technique variance, the ~~applicant~~ owner must also include a statement that monitoring and other reasonable requirements prescribed by the commissioner as a condition to the variance will be performed.

C. Consideration of a variance ~~application request~~.

1. The commissioner shall act on any variance ~~application request~~ submitted pursuant to subsection B of this section within 90 days of receipt of the ~~application~~ submittal.

2. The commissioner will consider comments received during the comment period and testimony in the record of a public hearing held before making a determination.

~~3.~~ In the commissioner's consideration of whether the waterworks is unable to comply with a contaminant level required by this chapter (~~PMCL variance~~) because of the nature of the ~~raw water source~~ water, the commissioner shall consider such factors as the following:

a. The availability and effectiveness of ~~treatment methods~~ BAT for which the variance is requested-; and

b. Cost and other economic considerations such as implementing treatment, improving the quality of the ~~source~~ water supply, or using an alternate source.

~~34.~~ In the commissioner's consideration of whether a waterworks should be granted a variance to a required treatment technique because ~~such the~~ treatment is unnecessary to protect the public health (~~treatment technique variance~~), the commissioner shall consider such factors as the following:

a. Quality of the water ~~source~~ supply including water quality data and pertinent sources of pollution-; and

b. Source protection measures employed by the waterworks.

~~45.~~ In the commissioner's consideration of whether waterworks should be granted a variance to a required operational procedure or ~~SMCL~~ (~~operational variance~~), the commissioner shall consider such factors as the following:

a. The effect that such a variance would have on the adequate operation of the waterworks, including operator safety (in accordance with ~~Virginia Occupational Safety and Health~~ VOSH laws)-;

b. The cost and other economic considerations imposed by this requirement-; and

c. The effect that such a variance would have on the protection of the public health.

D. Disposition of a variance ~~application request~~.

1. The commissioner may reject any ~~application request~~ for a variance by sending a rejection notice to the applicant. The rejection notice shall be in writing and shall state the reasons for the rejection. A rejection notice constitutes a case decision. ~~The applicant has the right to petition for a hearing within 60 days of the date of the rejection to challenge the rejection pursuant to 12VAC5-590-160 and 12VAC5-590-180. If the commissioner proposes to deny the variance, the owner shall be provided with an opportunity for an informal fact-finding proceeding as provided in § 2.2-4019 of the Code of Virginia.~~

2. If the commissioner grants the variance, the applicant shall be notified in writing of this decision. ~~Such~~ The notice shall identify the variance, the waterworks covered, and shall specify the period of time for which the variance will be effective.

a. For a PMCL variance as specified in subdivision A 1 of this section, ~~such the~~ notice shall provide that the variance will be terminated when the waterworks comes into compliance with the applicable regulation and may be terminated upon a finding by the commissioner that the waterworks has failed to comply with any requirements of a final schedule issued pursuant to subdivision D 3 of this section.

b. For a treatment technique variance as specified in subdivision A 2 of this section, ~~such the~~ notice shall provide that the variance may be terminated at any time upon a finding by the commissioner that the nature of the ~~raw water source~~ water supply is such that the specified treatment technique for which the variance was granted is necessary to protect the public health or upon a finding that the waterworks has failed to comply with monitoring and other requirements prescribed by the commissioner as a condition to the granting of the variance.

c. For an operational variance as specified in subdivision A 3 of this section, ~~such the~~ notice shall provide that the variance will be terminated when the waterworks comes into compliance with the applicable regulation and may be terminated upon a finding by the commissioner that the waterworks has failed to comply with any requirements or schedules issued in conjunction with the variance. The effective date of the operational variance shall be the date of its issuance. A public hearing is not required before the issuance of an operational variance.

3. Schedules pursuant to PMCL and treatment technique variances:

a. The proposed schedule for compliance shall specify dates by which steps towards compliance are to be taken, including where applicable:

(1) Date by which arrangement for an alternative ~~water source~~ water supply or improvement of existing ~~raw water source~~ water supply will be completed: ;

(2) Date of connection to the alternative ~~raw water source~~ water supply or improvement of the existing ~~raw water source~~ water supply; and

(3) Date by which final compliance is to be achieved.

b. If the waterworks has no access to an alternative ~~raw water source~~ water supply and can effect or anticipate no adequate improvement of the existing ~~raw water source~~ water supply, the proposed schedule may specify an indefinite time period for compliance until a new and effective treatment technology is developed, at which time a new compliance schedule shall be prescribed by the commissioner.

c. The schedule for implementation of interim control measures during the period of variance shall specify interim treatment techniques, methods, and equipment and dates by which steps toward meeting the interim control measures are to be met.

d. The schedule shall be prescribed by the commissioner at the time the variance is granted.

e. For a PMCL variance specified in subdivision A 1 of this section the commissioner shall propose a schedule for:

(1): Compliance (including increments of progress) by the waterworks with each contaminant level requirement covered by the variance; and

(2): Implementation by the waterworks of such control measures as the commissioner may require for each contaminant level covered by the variance.

E. Public hearings on PMCL and treatment technique variances and their schedules.

1. Notice of a public hearing shall be provided before a variance and schedule proposed by the commissioner pursuant to subsection D of this section may take effect. A notice given pursuant to the preceding sentence may cover the granting of more than one variance and a public hearing held pursuant to such notice shall include each of the variances covered by the notice.

2. Notice of a public hearing on ~~an application~~ a request for a variance and its schedule shall be advertised in at least one major newspaper of general circulation in the region in which the waterworks is located. The notice shall include a summary of the proposed variance and its schedule and shall contain the time, date, and place of the public hearing. If the schedule exceeds five years from the date of the variance, the rationale for the extended compliance schedule shall be discussed in the notice.

F. Issuance of variance.

1. Within 30 days after the public hearing, the commissioner shall, taking into consideration information obtained during such hearing, revise the proposed variance as necessary and prescribe the final schedule for compliance and interim measures for the waterworks granted a variance. If the schedule for compliance exceeds five years from the date of issuance of the variance, the commissioner shall document the rationale for the extended compliance schedule.

2. Such schedule shall establish the timetable by which the waterworks shall comply with each contaminant level and treatment technique requirement prescribed by this chapter. Such schedule shall also consider if the waterworks is to become part of a regional waterworks. Such schedule shall provide the shortest practicable time schedule under the circumstances.

G. Posting of variances. All variances granted to any waterworks are nontransferable. Each variance must be attached to the permit of the waterworks to which it is granted. Each variance is a condition to that permit and is revoked when the permit is revoked.

H. No variances shall be granted to 12VAC5-590-380, ~~12VAC5-590-400, or 12VAC5-590-420, 12VAC5-590-388, 12VAC5-590-395 or 12VAC5-590-411.~~

12VAC5-590-150. Exemptions.

A. The commissioner may grant an exemption to any primary maximum contaminant level (PMCL) or treatment technique requirement by following the procedures set forth in this ~~subsection~~ section. An exemption may be granted to a waterworks ~~from any requirement with respect to a PMCL or treatment technique requirement~~ upon a finding that:

1. The waterworks must be unable to implement measures to develop an alternative ~~source of~~ water supply;

2. The waterworks cannot reasonably make management or restructuring changes that will result in compliance or improve the quality of the drinking water;

3. Due to compelling factors (which may include economic factors), the waterworks is unable to comply with such contaminant level or treatment technique requirement;

4. The granting of the exemption will not result in an unreasonable risk to the health of persons served by the waterworks;

5. The waterworks was in operation on the effective date of such contaminant level or treatment technique requirement; and

6. The waterworks has not been granted a variance.

B. ~~Application for exemption. A waterworks~~ An owner may request an exemption for a waterworks by submitting a written ~~application request to the appropriate field office department~~ for evaluation. All ~~applications requests~~ for an exemption shall include the following information:

1. A citation to the regulation from which the exemption is requested;

2. Nature and duration of the exemption requested;
 3. Relevant analytical results of water quality sampling of the waterworks, including results of relevant tests conducted pursuant to the requirements of this chapter;
 4. Explanation of the compelling factors such as time or economic factors which prevent such waterworks from achieving compliance;
 5. Other information believed by the ~~applicant~~ owner to be pertinent to the ~~application request~~;
 6. A proposed compliance schedule, including the date when each step toward compliance will be achieved; and
 7. Such other information as may be required by the commissioner to make the determination.
- C. Consideration of an exemption ~~application request~~.
1. The commissioner shall act on any exemption ~~application request~~ submitted pursuant to subsection B of this section within 90 days of ~~receipt of the application~~.
 2. In the commissioner's consideration of whether the waterworks is unable to comply due to compelling factors, the commissioner shall consider such factors as the following:
 - a. Construction, installation, or modification of treatment equipment or systems;
 - b. The time needed to put into operation a new water treatment facility~~plant~~ to replace an existing ~~waterworks water treatment plant~~ which is not in compliance;
 - c. The economic feasibility of compliance;
 - d. The availability of Drinking Water State Revolving Fund (a department program to assist waterworks in achieving the public health protection objectives of the SDWA) assistance or any other federal or state program that is reasonably likely to be available within the period of the exemption;
 - e. The consideration of rate increases, accounting changes, the appointment of a licensed operator under the state operator's licensure program, or contractual agreements for joint operation with one or more waterworks;
 - f. The activities consistent with Virginia's capacity development strategy to help the waterworks acquire and maintain technical, financial, and managerial capacity to come into compliance;
 - g. The ownership changes, physical consolidation with another waterworks, or other feasible and appropriate means of consolidation that would result in compliance; and
 - h. The availability of an alternative source of drinking water, including the feasibility of partnerships with neighboring waterworks, as identified by the waterworks or by the commissioner consistent with the capacity development strategy.
- D. Disposition of an exemption ~~application request~~.
1. The commissioner may reject any ~~application request~~ for an exemption by sending a rejection notice to the ~~applicant~~owner. The rejection notice shall be in writing and shall state the reasons for the rejection. ~~A rejection notice constitutes a case decision. The applicant has the right to petition for a hearing within 60 days of the date of the rejection to challenge the rejection pursuant to 12VAC5-590-160 and 12VAC5-590-180. The owner shall be provided with an opportunity for an informal fact-finding proceeding as provided in § 2.2-4019 of the Code of Virginia.~~
 2. If the commissioner grants the exemption, the ~~applicant~~owner shall be notified in writing of this decision. ~~Such~~The notice shall identify the exemption and the waterworks covered and shall specify the termination date of the exemption. ~~Such notice shall provide that the exemption~~ Exemptions shall be terminated when the waterworks comes into compliance with the applicable regulation and may be terminated upon a finding by the commissioner that the waterworks has failed to comply with any requirements of a final schedule issued pursuant to subsection F of this section.
 3. The commissioner shall propose a schedule for:
 - a. Compliance (including increments of progress) by the waterworks with each contaminant level and treatment technique requirement covered by the exemption; and
 - b. Implementation by the waterworks of such control measures as the commissioner may require for each contaminant level and treatment technique requirement covered by the exemption.
 4. The schedule shall be prescribed by the commissioner at the time the exemption is granted.
 5. For a waterworks that serves a population of not more than 3,300 persons and that needs financial assistance for the necessary improvements under the initial compliance schedule, an exemption granted by the commissioner may be for one or more additional two-year periods, but not to exceed a total of six additional years, only if the commissioner establishes that the waterworks is taking all practicable steps to meet the requirements of the exemption and the established compliance period. The commissioner will document the findings in granting an extension under this subdivision.
- E. Public hearings on exemptions and their schedules.
1. Notice of a public hearing shall be provided before an exemption and schedule proposed by the commissioner pursuant to subsection D of this section may take effect. A notice given pursuant to the preceding sentence may cover the granting of more than one exemption and a public hearing held pursuant to ~~such~~ the notice shall include each of the exemptions covered by the notice.
 2. Notice of a public hearing on ~~an application~~ a request for an exemption and its schedule shall be advertised in at least one

major newspaper of general circulation in the region in which the waterworks is located.

3. The notice shall include a summary of the proposed exemption and its schedule and shall contain the time, date, and place of the public hearing.

F. Issuance of exemption.

1. Within 30 days after the public hearing, the commissioner shall, taking into consideration information obtained during such hearing, revise the proposed exemption as necessary and prescribe the final schedule for compliance and interim measures for the waterworks granted an exemption.

2. ~~Such~~ The schedule shall establish the timetable by which the waterworks shall comply with each contaminant level and treatment technique requirement prescribed by this chapter. If the schedule for compliance exceeds five years from the date of issuance of the exemption, the commissioner shall document the rationale for the extended compliance period. Such schedule shall also consider if the waterworks is to become part of a regional waterworks.

G. Posting of exemptions. All exemptions granted to any waterworks are nontransferable. Each exemption must be attached to the operation permit of the waterworks to which it is granted. Each exemption is a condition to that permit and is revoked when the permit is revoked.

H. No exemption shall be granted to 12VAC5-590-380, ~~12VAC5-590-400, or 12VAC5-590-420-B 1 b,~~ 12VAC5-590-388 or 12VAC5-590-395.

12VAC5-590-160. Types of hearings. (Repealed.)

~~Hearings before the board, the commissioner, or their designees shall include any of the following forms depending upon the nature of the controversy and the interests of the parties involved:~~

~~1. An informal hearing is a meeting with the district engineer and field director and held in accordance with § 9-6.14:11 of the Code of Virginia. The field director may consider all evidence presented at the meeting which is relevant to the issue in controversy. Presentation of evidence, however, is entirely voluntary. The field office has no subpoena power. No verbatim record will be taken at the informal hearing, but the field director may make preliminary findings of fact, and may submit a copy of those preliminary findings, with recommendations, to the commissioner and or division director for review. A copy of the findings shall be mailed to the appellant.~~

~~2. The adjudicatory hearing is a formal, public, adjudicatory proceeding before the commissioner or a designated hearing officer held in conformance with § 9-6.14:12. Pursuant to the hearings process:~~

~~a. A Notice which states the time, place, and issues involved in the prospective hearing shall be sent to parties requesting the hearing by certified mail at least 15 calendar days before the hearing is to take place;~~

~~b. A record of the hearing will be made by a court reporter or other approved means. A copy of the transcript of the hearing, if transcribed, will be provided within a reasonable time to any person upon written request and payment of the cost. If the record is not transcribed, then the cost of preparation of the transcript will be borne by the party requesting the transcript;~~

~~c. All interested parties may attend the hearing and present evidence, expert or otherwise, that is material and relevant to the issues in controversy. The admissibility of evidence shall be in accordance with the Administrative Process Act. All parties may be represented by counsel;~~

~~d. The commissioner or hearing officer, pursuant to § 9-9.14:13 of the Code of Virginia, may issue subpoenas for the attendance of witnesses and the production of books, papers, maps, and records. The failure of a witness without legal excuse to appear or to testify or to produce documents may be reported by the commissioner to the appropriate circuit court; and~~

~~e. The commissioner may designate a hearing officer or subordinate to conduct the hearing, as provided in § 9-6.14:12 of the Code of Virginia, and to make written recommended findings of fact and conclusions of law to be submitted for review and final decision by the commissioner. The final decision of the commissioner shall be reduced to writing and will contain the explicit findings of fact upon which his decision is based. Copies of the decision shall be delivered to the owner affected by it. Notice of a decision will be served upon the parties and become a part of the record. Service may be by personal service or certified mail, return receipt requested.~~

~~3. A regulatory hearing is a public meeting of the board which is held for the purpose of adopting, amending, or repealing rules and regulations. A regulatory hearing requires that:~~

~~a. A notice shall be published, in at least one newspaper of general circulation in the commonwealth, not less than 60 days prior to the day on which the regulatory hearing is to be held. Such notice shall state the time, place, and nature of the hearing and the express terms or an informative survey of the rules that are to be adopted, amended, or repealed;~~

~~b. All interested persons may be present at the hearing and may present comments, arguments, objections, and evidence which concern the proposed rules; and~~

~~c. The board may adopt, repeal, or amend any rule or regulation which was included in the general notice published prior to the meeting. Rules and regulations may be adopted in the form in which they were described in the notice, or as amended at the hearing, provided the amendments do not alter the main purpose of the rule or regulation.~~

12VAC5-590-170. Request for hearing. (Repealed.)

~~Any person may request a hearing by sending a request, in writing, to the appropriate field office or the central office.~~

12VAC5-590-180. Hearing as a matter of right. (Repealed.)

~~Any person whose rights, duties or privileges have been or may be affected by any action or inaction of the board, its agents, or deputies in the administration of this chapter, shall have a right to both an informal and an adjudicatory hearing; however, the commissioner reserves the right to require participation in an informal hearing before granting the request for a full adjudicatory hearing.~~

12VAC5-590-190. Permits.

~~A. No owner or other person shall cause or allow any waterworks to be operated without a written operation permit issued by the commissioner.~~

~~B. No owner or other person shall cause or allow the construction or change in the manner of transmission, storage, purification, treatment, or distribution of water (including the extension of water pipes for the distribution of water) at any waterworks or water supply without a written construction permit, or a general permit for distribution mains, from the commissioner. Furthermore, no owner or other person shall cause or permit any waterworks or water supply to be operated without a written operation permit issued by the commissioner which authorizes the operation of the waterworks or water supply. Conditions may be imposed on the issuance of any permit, and no waterworks or water supply may be constructed, modified, or operated in violation of these conditions.~~

~~C. Construction permits may not be required for the extension of water distribution piping provided that the projects meet the requirements in § 32.1-172 A of the Code of Virginia.~~

~~D. Individual construction permits for distribution mains are not required for waterworks that obtain a general permit (See 12VAC5-590-300).~~

~~E. Conditions may be imposed on the issuance of any permit, and no waterworks or water supply may be constructed, modified, or operated in violation of these conditions.~~

12VAC5-590-200. Procedure for obtaining a construction permit.

~~A. Construction permits are issued by the Commissioner commissioner, but all requests for a construction permit are directed initially to the Field Office department. The procedure for obtaining the a construction permit includes the following steps:~~

~~(i) the submission of an application, (ii) a preliminary engineering conference, (iii) the submission of an engineer's report (optional at the discretion of the Field Director), and, (iv) the submission of plans, specifications, design criteria and other data in the number requested by the Division.~~

~~A. An application for a permit shall be submitted by the owner or authorized agent requesting permission to establish, construct, expand, modify, and/or operate a waterworks or water supply. The application shall clearly indicate whether the affected water supply is a community, nontransient noncommunity, or noncommunity waterworks.~~

~~B. A preliminary conference with the Division's appropriate District Engineer will be held. The applicant's engineer shall be prepared to set forth the water supply problems and the proposed solution in such a manner as to support his conclusions and recommendations:~~

~~1. Owners shall notify the department of all proposed construction projects, except distribution main projects that are permitted under the provisions of a general permit for distribution mains (see 12VAC5-590-300), or when the project is for distribution mains eight inches in diameter or less, and designed to serve less than 15 connections (see § 32.1-172 A of the Code of Virginia).~~

~~2. The submission of a Waterworks Permit Application to the department on a form approved by the department.~~

~~3. Based on the application received, the department shall notify the owner if a preliminary engineering conference is required. A preliminary engineering conference shall be required for projects proposed using alternative delivery methods authorized under § 2.2-4308 of the Code of Virginia. The preliminary engineering conference shall define the scope of the project, project phasing, milestones, and deliverables. An evaluation procedure shall be agreed upon and the conference shall be documented.~~

~~4. The submission of preliminary engineering or intermediate design reports, if required by the department. The need for, and scope of, the reports shall be established during the preliminary engineering conference.~~

~~5. The submission of a comprehensive business plan in accordance with § 32.1-172 B of the Code of Virginia;~~

~~6. The submission of plans, specifications, final design criteria and other supporting design data. This submission may include manufacturers' equipment data sheets, drawings, and specifications, when the specific materials or equipment to be used in the project have been preselected by the owner with the engineer's concurrence.~~

~~B. Well site inspection. When, upon inspection by the department, one or more well locations are found suitable for well sites, tentative approval in writing shall be furnished to the owner authorizing the drilling of the well or wells, the exact location where each well is to be drilled, and the well construction requirements. This tentative approval will become void after a 12-month period.~~

~~C. The engineer's report and preliminary plans for waterworks shall present the following information where applicable:~~

~~1. General information – The report shall include:~~

- ~~a. A description of any existing waterworks and sewerage facilities;~~
- ~~b. Identification of the municipality or area served;~~
- ~~c. The name and mailing address of the owner;~~

~~2. Extent of waterworks system – The report shall include:~~

- a. A description of the nature and extent of the area to be served.;
 - b. Provisions for extending the waterworks system to include additional areas.
 - c. An appraisal of the future requirements for service, including existing and potential industrial, commercial, institutional and other water supply needs.
3. Alternate plans – Where two or more solutions exist for providing public water supply facilities, each of which is feasible and practicable, the report shall discuss the alternate plans and give reasons for selecting the one recommended, including financial considerations.
4. Soil, groundwater conditions, and foundation problems – The report shall include:
- a. A description of the character of the soil through which water mains are to be laid.
 - b. A description of foundation conditions prevailing at sites of proposed structures.
 - c. A description of the approximate elevation of ground water in relation to subsurface structures.
5. Water consumption – The report shall include:
- a. A description of the population trends as indicated by available records, and the estimated population which will be served by the proposed water supply system or expanded system.
 - b. Present and estimated future water consumption values used as the basis of design.
 - c. Present and estimated future yield of the sources of supply.
6. Fire flow requirements; – if fire flows are to be provided, the quantity of fire flow which will be made available by the proposed or enlarged system shall be given.
7. Sewerage system available; – Describe the existing system and sewage treatment works, with special reference to its relationship to the existing or proposed waterworks which may affect the operation of the water supply system, or which may affect the quality of the water supply.
8. Source of water supply: – Describe the proposed source or sources of water supply to be developed and the reasons for their selection by supplying the following data:
- a. Surface water sources
 - (1) Hydrological data, stream flow, and weather records;
 - (2) Safe yield, including all factors that may affect it;
 - (3) Maximum flood flow, together with approval for safety features of spillway and dam from appropriate reviewing authority;
 - (4) Summarized quality of raw water with special references to fluctuation in quality, changing meteorological conditions, sources of contamination, measures to protect the watershed, etc.
 - b. Groundwater sources
 - (1) Sites considered,
 - (2) Advantages of site selected,
 - (3) Elevation with respect to surroundings and 100-year flood,
 - (4) Probable character of geological formations through which source is to be developed,
 - (5) Unusual geological conditions affecting site,
 - (6) Summary of source exploration, test well depth and method of construction, placement of liners or screens; pumping test, hours, capacity; water level and specified yield; water quality;
 - (7) Possible sources of contamination.
9. Proposed treatment processes – Summarize and establish the adequacy of proposed processes for the treatment of the specified water under consideration (pilot studies may be required).
10. Waste disposal – Discuss the various wastes from the water treatment plant, their volume, proposed treatment and points for discharge.
11. Automatic equipment – Provide supporting data justifying automatic equipment, including servicing.
12. Project sites – The report shall include:
- a. A discussion on various sites considered and advantages of the recommended one.;
 - b. A description of the proximity of residences, industries, and other establishments,
 - c. The location of potential sources of pollution that may influence the quality of the supply or interfere with the effective operation of the waterworks system, such as sewage absorption systems, septic tanks, privies, cesspools, sink holes, sanitary landfills, petroleum storage tanks, etc.
13. Financing – The report shall state:
- a. The estimated cost of integral parts of the system,
 - b. The detailed estimated annual cost of operation,
 - c. The proposed method of financing, both capital charges and operating expenses.

~~14. Future extensions – Summarize planning for future needs and service.~~

~~D. C. Plans for waterworks improvements construction shall provide the following information, where applicable:~~

~~1. A general layout which that includes:~~

- ~~a. Suitable title, to include name of waterworks;:~~
- ~~b. Name of owner of waterworks;:~~
- ~~c. Area or institution to be served;:~~
- ~~d. Scale, in feet;:~~
- ~~e. North Point;:~~
- ~~f. Datum used;:~~
- ~~g. Boundaries of the municipality or area to be served;~~
- ~~h-g. Date, address, and name of designing owner's engineer;:~~
- ~~i. Imprint of professional engineer's seal (see 12VAC5-590-220);~~
- ~~j. Legible prints suitable for microfilming, with size not to exceed 30 inches by 42 inches;~~
- ~~k-h. Location and size of existing water mains, distribution system; and~~
- ~~l-i. Location and nature of existing waterworks structures and appurtenances affecting the proposed improvements construction noted on one sheet.~~

~~2. Detailed plans which that include where applicable:~~

- ~~a. Stream crossings, providing profiles with elevations of the stream bed and the normal and extreme high and low water levels, water level;~~
- ~~b. Profiles having a horizontal scale of not more than 100 feet to the inch and a vertical scale of not more than 10 feet to the inch, with both scales clearly indicated;:~~
- ~~c. Location and size of the property to be used for the groundwater development with respect to known references such as street intersections or section lines;:~~
- ~~d. Topography and arrangement of present or planned wells or structures, with contour intervals not greater than two feet;:~~
- ~~e. Elevation of highest known flood level, floor of structure, upper terminal of protective casing, and outside surrounding grade, using United States Coast and Geodetic Survey, United States Geological Survey, or equivalent elevations where applicable as a reference;:~~
- ~~f. Schematic drawing A completed Uniform Water Well Completion Report, Form GW-2, and schematic drawings of well construction, showing diameter and depth of drillholes drill holes, casing and liner diameters and depths, grouting depths, elevations and designation of geological formation, water levels, and other details to describe the proposed well completely;:~~
- ~~g. Location If not previously submitted in the PER: location of all potential sources of pollution within 250 1000 feet (or further, depending upon aquifer type and recharge area) of drilled wells, 100 feet of treated water storage facilities, five miles upstream from surface water intakes, and the entire drainage area of springs;~~
- ~~h. Size, length, identity and location of sewers, drains, water mains distribution system, and water treatment plant structures;~~
- ~~i. Schematic flow diagrams and hydraulic profiles showing the flow through various water treatment plant units;:~~
- ~~j. Piping in sufficient detail to show flow through the water treatment plant, including waste lines;:~~
- ~~k. Location of all chemical feeding equipment and points of chemical application;:~~
- ~~l. All appurtenances, specific structures, equipment, water treatment plant waste disposal units and point of discharge having any relationship to the plans for water mains and/or distribution system or waterworks structures;:~~
- ~~m. Location of sanitary or other facilities such as lavatories, showers, toilets, and lockers;:~~
- ~~n. Location, dimensions and elevations of all proposed water treatment plant facilities;: and~~
- ~~o. Adequate description of all features not otherwise covered by the specifications.~~

~~E. D. Specifications for waterworks construction improvements shall provide the following information, where applicable: Complete, detailed, technical specifications shall be supplied for the proposed project which include where applicable:~~

- ~~1. A program for keeping existing waterworks facilities in operation during construction of additional facilities so as to minimize interruption of service;:~~
- ~~2. Laboratory facilities and equipment, as well as sampling taps and their locations;:~~
- ~~3. Number and design of treatment process components;:~~
- ~~4. Materials or proprietary equipment for sanitary or other facilities including any necessary backflow or backsiphonage backflow protection;:~~
- ~~5. Workmanship;: and~~
- ~~6. Other equipment.~~

~~F. E. Design criteria. A summary of complete design criteria shall be submitted for the proposed project, containing but not limited~~

to the following information, where applicable:

1. ~~Yield of source of supply, Water supply withdrawal capacity;~~
2. ~~Reservoir surface area;~~
3. ~~Area of watershed;~~
4. ~~2. Estimated water consumption, including average day, maximum day, and peak hour flows;~~
5. ~~3. Number and type of proposed services;~~
6. ~~4. Fire-fighting requirements;~~
7. ~~5. Basin capacities;~~
8. ~~6. Retention times;~~
9. ~~7. Unit loadings;~~
10. ~~8. Filter area and proposed filtration rate;~~
11. ~~9. Backwash rate; and,~~
12. ~~10. Feeder capacities and ranges.~~

F. For community waterworks, a copy of the duly recorded (i) plat plan of the well lot or subdivision plan showing the well lot; and (ii) dedication document stating that the well lot shall be used only for waterworks appurtenances as long as the lot is utilized as part of a waterworks.

G. For non-community waterworks, the commissioner may, on a case-by-case basis, require a copy of a duly recorded plat plan of a well lot and a dedication document stating that the well lot shall be used only for waterworks appurtenances as long as the lot is utilized as part of a waterworks. In imposing such a requirement, the commissioner shall take into consideration public health protection and the waterworks' operations, treatment processes, and appurtenances.

12VAC5-590-210. Formal requirements Requirements for the submission of engineering data.

A. In accordance with Article 1 (§ 54.1-400 et seq.) of Chapter 4 of Title 54.1 the provisions of Chapter 4 (§54.1-400 et seq.) of Title 54.1 of the Code of Virginia, all drawings, specifications, and engineer's reports submitted for approval shall be prepared by or under the supervision of a licensed professional engineer legally qualified to practice in Virginia; unless submitted under §54.1-408 of the Code of Virginia for practice of land surveying in subdivisions.

B. The front cover of each set of drawings, of each copy of the engineer's report, and of each copy of the specifications submitted for review shall bear the signed imprint of the seal of the licensed professional engineer who prepared or supervised the preparation and be signed with an original signature. In addition, each drawing submitted shall bear an imprint or a legible facsimile of such seal. The quantity, format, and method of submission shall meet the review evaluation needs of the department and shall be consistent with requirements in Chapter 42.1 (§ 59.1-479 et seq.) of Title 59.1 of the Code of Virginia.

C. All reports, plans, and specifications shall be submitted to the ~~field office~~ department at least 60 days prior to the date upon which action by the ~~division~~ commissioner is desired.

D. If the procedures for obtaining a construction permit in 12VAC5-590-200 are not complied with, or if plans and specifications are found to be incomplete or inadequate for ~~detailed review~~ evaluation, the plans and specifications will be returned to the submitting party. If revisions to the plans or specifications or both are necessitated, a letter will be sent to the owner and engineer who prepared them outlining the will be notified in writing of the necessary revisions. Revised plans or specifications or both constitute a resubmittal; however, the ~~division~~ will make every resubmission. Every effort will be made to complete the review of such evaluation of these revisions promptly. Preliminary plans and the engineer's report should be submitted for review prior to preparation of final plans.

12VAC5-590-220. Compliance with the Manual of Practice.

A. The design guidelines set forth in the ~~Manual of Practice (Part III)~~ Part III of the regulations, the "Manual of Practice," specify general criteria for the design and construction of waterworks. The ~~division~~ commissioner may impose standards or requirements which that are more stringent than those contained in the Manual of Practice when required for critical areas or special conditions to meet drinking water quality standards. Any such special standards or requirements with a federal mandate shall take precedence over the criteria in the manual and will be items which that warrant careful consideration at the preliminary engineering conference, referenced in 12VAC5-590-200-B.

B. Designs submitted for waterworks must demonstrate that the ~~system~~ waterworks will adequately safeguard public health. Submissions which that are in substantial compliance with the Manual of Practice or additional requirements of the ~~department~~ commissioner, as noted ~~above~~ in subdivision A of this section, will be approved. Justification for a design may be required for those portions of the submitted design which that differ from the criteria of the ~~division~~ commissioner or the Manual of Practice, ~~or accepted engineering practices~~. Deviations from "shall" mandatory criteria contained in the Manual of Practice ~~which the design engineer, in his judgment, believes to be substantial in nature~~ shall be identified and justified. For each deviation, ~~The division~~ the commissioner may require changes in designs which are not in substantial compliance with the manual and which are not adequately justified by the ~~engineer-owner~~ issue a design exception or require compliance with the criteria.

C. Final, complete, and detailed plans and specifications submitted in accordance with the provisions of 12VAC5-590-200 and 12VAC5-590-210 will be reviewed evaluated by the ~~division~~ commissioner as soon as practicable upon receipt. ~~Such plans~~ Plans and specifications will be approved if they demonstrate substantial compliance with the design criteria set forth in the Manual of Practice and if the waterworks as constructed or modified, will be able to function in compliance with ~~the operating regulations set forth in Part II~~

~~of this chapter. One set of the approved plans and specifications will be stamped by the division and returned to the owner.~~

D. Compliance with the Manual of Practice for transient noncommunity waterworks is allowed the following exceptions as long as the conditions in subsection E of this section are satisfied:

1. The design of a transient noncommunity waterworks is not required to satisfy the professional engineer licensure requirement of 12VAC5-590-210 under the following conditions:

a. The waterworks shall serve no more than 100 persons per day.

b. The waterworks shall consist only of one water supply, pressure tank no greater than 250 gal capacity, and single service connection.

c. The single service connection shall be a building or structure of less than 5,000 square feet total floor space. The determination of square footage shall be calculated using the outside perimeter of the building or structure.

2. Although the owner of a transient noncommunity waterworks is required to use a water well systems provider certified by the DPOR for drilling wells, the remainder of the waterworks facility construction at a transient noncommunity waterworks may be performed by a master plumber or a certified water well systems provider, as defined in § 54.1-1129.1 of the Code of Virginia.

E. The conditions for exceptions to the Manual of Practice for transient noncommunity waterworks specified in subsection D of this section are as follows:

1. The owner shall submit a signed and dated statement attached to the permit application, certifying that subsection D of this section will be satisfied.

2. The owner shall submit information related to the design, construction, and materials used as required by the commissioner.

12VAC5-590-230. Issuance of the construction permit.

A. Upon approval of the plans and specifications, the commissioner will issue a permit to the owner to construct or modify his the waterworks or water supply in accordance with the approved plans and specifications.

B. The construction permit shall be valid for a period of five years. If construction has not begun within five years but were to proceed in the future, the owner shall reapply for a construction permit.

C. The construction permit may include conditions for securing equipment certifications and performance validations.

12VAC5-590-240. Revisions of approved plans.

A. Any deviations from approved plans and specifications affecting capacity, hydraulic conditions, operating units, the functioning of water treatment processes, or the quality of water to be delivered must be approved by the ~~division~~ commissioner before any such changes of these deviations are made.

B. Revised plans and specifications shall be submitted in time to ~~permit-allow~~ the review evaluation and approval of such plans or specifications before any construction work which ~~that~~ will be affected by such ~~the~~ changes ~~is begun~~ may begin.

12VAC5-590-250. Statement required upon completion of construction.

A. Upon completion of the construction or modification of the waterworks the owner shall submit to the ~~field office~~ Department a statement signed by a licensed professional engineer stating that the construction work was completed in accordance with the approved plans and specifications, revised only in accordance with the provisions of 12VAC5-590-240. This statement ~~is called a statement of completion of construction and~~ shall be based upon inspections of the waterworks during and after construction or modifications, that are adequate to insure the truth of the ~~statement of completion of construction~~.

B. The project documents may require a performance validation report to confirm the design, performance criteria, and appropriate emergency procedures for specific processes and equipment. The project documents may also require operator training. If these requirements are included in the project documents, then the statement of completion of construction shall also include the performance validation report and a certification of successful operator training, as applicable.

12VAC5-590-260. Issuance of the operation permit.

A. Upon receipt of the ~~12VAC5-590-250~~ statement of completion of construction, receipt of all required certifications and test results, inspection by the department to ensure that the project has been satisfactorily completed in accordance with the approved design documents, and verification that bacteriological test results comply with the requirements set forth in Part II of these regulations, as appropriate, the commissioner will issue an operating operation permit. ~~However, the commissioner may delay the granting of the permit pending inspection by the field office to insure that the work has been satisfactorily completed.~~

B. An owner shall not operate a waterworks without first having obtained an operation permit except as provided in 12VAC5-590-290.

C. The commissioner shall establish the type (community, nontransient noncommunity, or transient noncommunity), classification and permitted capacity of the waterworks and specify these on the operation permit. Conditions may be included with the permit for operator, monitoring, and reporting requirements.

12VAC5-590-270. Inspection and correction: Startup testing and inspections.

A. ~~Within 30 days after~~ Before placing a new or modified waterworks or water supply into operation following construction, the owner shall test the water ~~produced at the entry point to the distribution system~~ in a manner acceptable to the ~~division~~ commissioner. ~~The field office will be notified~~ owner shall notify the department of the time and place of the tests. ~~Results~~ The owner shall send the results of the tests will be sent to the field office department.

B. The commissioner, ~~a member of the board, or a member of the division~~ has a right to inspect any waterworks or water supply and to be present for any testing in accordance with Title 32.1 of the Code of Virginia.

12VAC5-590-280. Procedure for obtaining a construction permit for well sources. (Repealed.)

~~Since the quantity and quality of water from proposed wells cannot be anticipated, the following procedure shall be used:~~

- ~~1. Submittal of application--see 12VAC5-590-200 A.~~
- ~~2. Preliminary engineering conference--see 12VAC5-590-200 B.~~
- ~~3. When, upon inspection by the division's engineer, one or more well lots are found suitable for well sites, then tentative approval in writing will be furnished to the owner authorizing him to proceed with the drilling of the well or wells and this letter will specify the exact location on the lot where each well is to be drilled. Also, the letter will specify that the well shall be Class I or Class II, meeting the specifications set forth in Part III Article 2, Source Development. This tentative approval will become void after a 12-month period and the site must be reinspected before construction when so voided.~~
- ~~4. Submittal of engineer's report and preliminary plans--see 12VAC5-590-200 C.~~
- ~~5. Submittal of plans, specifications, and other data--see subsections D, E, and F of 12VAC5-590-200; 12VAC5-590-210 and 12VAC5-590-840. One of the following must also be submitted:~~
 - ~~a. A copy of the plat plan showing that it has been duly recorded and signed by the clerk of the court, giving the deed book and page number and date of recording, will be required before a construction permit can be issued, or~~
 - ~~b. If the well lot is identified on a recorded plan of the subdivision as a well lot, then this is acceptable, if recorded as required by this subsection.~~

~~In addition, a dedication document duly recorded with the clerk of the circuit court must be furnished stating that the well lot shall be used only for waterworks appurtenances as long as this lot is utilized as part of a waterworks.~~

**12VAC5-590-290. Procedure for issuance of special permits for new or nonconventional methods, processes, and equipment
Issuance of a temporary operation permit.**

A. Water treatment methods, processes, and equipment which that are not covered by the design criteria of Part III ~~or Part IV of this chapter~~, and which in principle or application are new or nonconventional, are subject to a special temporary permit application procedure in lieu of that set forth in 12VAC5-590-200. A special temporary permit may be issued only after detailed review evaluation of all engineering data and after a period of extensive monitoring of the water treatment plant performance.

B. ~~The policy of the board is to encourage~~The department encourages the development of any new or nonconventional methods, processes and equipment which; by virtue of treatability studies, appear to have application for the purification of raw water treatment. However, these new or nonconventional developments shall have been thoroughly tested in a full scale or representative pilot plant installation before approval of a plant utilizing this process ~~these methods, processes and equipment can be employed are approved and an operation permit issued~~. The result of this testing must results shall be submitted to the field office department. The testing required on new or nonconventional developments ~~will shall~~ generally follow these guidelines:

1. All procedures used in validating the process shall be conducted under the supervision of a licensed professional engineer experienced in the field of environmental engineering, the owner's engineering staff, or a testing firm acceptable to the ~~division commissioner~~;
2. Samples shall be collected and analyzed in a manner ~~which would that shall~~ demonstrate water treatment plant effectiveness and efficiency under adverse conditions and over extended periods of time in the area of the proposed installation;
3. The data shall be from continuous operation of a full scale or pilot plant treating the type of water to be handled;
4. Automatic indicating, recording, and totalizing flow measuring equipment shall be provided and total flow shall be recorded daily;
- ~~5. At installations treating surface waters, employing coagulation, flocculation, sedimentation, filtration, and disinfection, automatic indicating and recording equipment shall be provided for continuously monitoring the turbidity of the raw water, settled water, and each filter effluent, as well as pH monitoring of the treated water (flash mix effluent);~~
- ~~6. 5.~~ If the ~~raw water source~~ source water receives upstream discharges of treated industrial wastes or ~~sewage effluents~~ treated wastewater, automatic indicating and recording equipment shall be provided for continuously monitoring the pH of ~~raw and source water~~ finished water and chlorine residual of finished water;
- ~~7. 6.~~ The minimum sampling and analysis program will be established by the ~~division commissioner~~ in accordance with the process under investigation; and,
- ~~8. 7.~~ All analyses shall be made in accordance with the most current edition of Standard Methods for the Examination of Water and Wastewater, published by the American Public Health Association, the American Water Works Association, and the Water Pollution Control Federation or analytical methods approved in advance by the division utilize methods that are consistent with 12VAC5-590-440.

C. Detailed plans shall be submitted where possible showing how, in case of nonacceptance, the water treatment plant or ~~unit~~ water treatment methods, processes and equipment will be converted to, or replaced with, a proven process. Also, financial resources must be assured to make the conversion (for example: funds placed in escrow or a bond posted).

D. After review evaluation of the plans and testing data, the commissioner will issue a construction permit if ~~he is satisfied the~~ performance data verifies that the method, process, or equipment will may efficiently produce water that will meet in accordance with

~~design specifications and the operation standards of Part II of this chapter, and that the method, process, or equipment may be converted to a conventional technique, if necessary.~~

E. Upon completion of construction or modification, a ~~provisional~~ temporary permit for a definite period of time will be issued for the operation of the new or nonconventional methods, processes, and equipment. Not more than one ~~provisional~~ temporary permit will be granted ~~for a similar installation~~ during the evaluation period. The ~~provisional~~ temporary operation permit shall require that:

1. The evaluation period shall be a minimum of 12 months and no longer than 18 months; and
2. The holder of a ~~provisional~~ temporary operation permit ~~must shall~~ submit reports on operation during the evaluation period as required by the ~~division~~ commissioner. The reports shall be prepared by a licensed professional engineer experienced in the field of environmental engineering, the owner's operating or engineering staff, or a testing firm ~~acceptable to the division organization~~.

~~F. The commissioner will issue an operation permit upon lapse of the provisional permit, if, on the basis of testing during that period, he finds that the new or nonconventional method, process, or equipment efficiently meets the operation standards of Part II. If the standards are not met, then the commissioner will issue an order which will require the alteration of the waterworks or water supply in a manner that will enable those standards to be met.~~

~~F. The commissioner may issue a temporary operation permit if the waterworks is not in compliance with the regulations and public health will not be jeopardized. The temporary permit may be issued for such period of time and subject to such conditions as the commissioner may deem appropriate for the owner to achieve compliance with this chapter.~~

12VAC5-590-300. Procedure for obtaining issuance of a general permit for construction of distribution mains.

~~A. In lieu of obtaining a permit for each distribution main project, an owner may elect to obtain a general permit for construction of distribution mains. These general permits are issued by the commissioner, but all requests for a general permit are directed initially to the field office department.~~

~~B. The following procedure for obtaining the requirements shall be satisfied for the issuance of a general permit shall be used:~~

1. The owner shall develop, adopt, and have ~~division~~ the commissioner's approval of general specifications and plan details covering ~~water~~ distribution main design and construction. ~~The general specifications shall be at least as stringent as the requirements contained in this chapter.~~
2. The owner shall enter into a ~~memorandum of understanding~~ Memorandum of Understanding (MOU) with the ~~division~~ commissioner. ~~The commissioner will outline the system-specific waterworks-specific requirements, and the owner's method of compliance with such requirements: the requirements. The waterworks-specific requirements include, but are not limited to the following:~~
 - a. The maximum size of pipe to be covered by the general permit;
 - b. The means for modifying the ~~division~~ department approved general specifications and plan details;
 - c. The maintenance of engineering capabilities satisfactory to the ~~division~~ commissioner, either on-staff or through contractual arrangements;
 - d. The preparation of engineering plans and specifications for individual projects;
 - e. The maintenance of up-to-date distribution system maps and other appropriate records; and
 - f. The submission by the owner to ~~the division~~ department of appropriate reports, including an annual report and summary, concerning all projects constructed under the terms of the general permit MOU and information concerning changes to the distribution system.

~~C. Once the general specifications are approved and the MOU is agreed to by the commissioner, a general permit for distribution mains shall be issued with the MOU attached.~~

12VAC5-590-310. Amendment or reissuance of operation permits.

The commissioner may amend or reissue ~~a an~~ an operation permit where there is a change in the manner of storage, the treatment, or the ~~source of supply of the water~~ supply at the permitted location, ~~the existing permit is no longer valid~~, or for any other cause incident to the protection of the public health, or for the supplying of ~~pure~~ potable water, provided notice is given to the owner, and, if one is required, a hearing held in accordance with the provisions of ~~subdivisions 1 and 2 of 12VAC5-590-160~~ 12VAC5-590-115.

12VAC5-590-320. Revocation or suspension of a an operation permit.

~~A. The commissioner may suspend or revoke a an operation permit in accordance with Administrative Process Act the APA. Reasons for revocation of permits are as follows include:~~

1. Failure to comply with the conditions of the operation permit; ~~or~~
2. Violation of Title 32.1 of the Code of Virginia or of any of this chapter from which no variance or exemption has been granted; ~~;~~
3. Change in ownership;
4. Abandonment of the waterworks and discontinuing the supplying of pure water; and
5. 2. Any of the grounds specified in § 32.1-174 of the Code of Virginia.

~~B. Procedure for revocation of operation permit. When revoking or suspending permits an operation permit in accordance with the above subsection A of this section, the commissioner shall:~~

1. Send a written notice of intent to ~~suspend or~~ revoke by certified mail to the last known address of the ~~waterworks~~ owner. The notice shall state the reasons for the proposed ~~suspension or~~ revocation of the ~~operation~~ permit, ~~the authority under which the commissioner proposes to act,~~ and ~~shall give the time and place of the hearing;~~ and ~~offer opportunity for an administrative proceeding in accordance with 12VAC5-590-115.~~

2. Provide at least 30 days advance notice of the hearing ~~administrative proceeding.~~

~~G. An owner who is given notice of intent to revoke or suspend his permit has a right to a hearing as specified in 12VAC5-590-160 and 12VAC5-590-180.~~

12VAC5-590-330. Monitoring, records, and reporting.

~~A. The commissioner or the division department may require the owner or operator of any waterworks or water supply to install, use, and maintain monitoring equipment for the control and testing of water flowing through the water treatment plant to:~~

- ~~1. Identify and determine the cause of operational problems.~~
- ~~2. Determine the necessary corrective actions for these problems.~~
- ~~3. Ensure compliance with Part II of this chapter, and~~
- ~~4. Prepare the finished water for entry into the distribution system.~~

Part II
Operation Regulations for Waterworks

Article 4

General Drinking Water Compliance Standards, Testing, Surveys and Responsibilities

12VAC5-590-340. General Compliance standards.

~~A. All physical, chemical, bacteriological, or radiological analyses for the purpose of demonstrating compliance with primary and secondary maximum contaminant levels action levels or contaminants that do not have PMCLs but for which compliance samples must be analyzed by certified laboratories the requirements of this chapter shall be performed by the Commonwealth of Virginia, Department of General Services, Division of Consolidated Laboratory Services (DCLS) DCLS or in by laboratories certified by the Division of Consolidated Laboratory Services DCLS for such purposes unless listed in 12VAC5-590-440 C. The owner is responsible for the collection and submission of all samples. The commissioner may require sampling and testing that exceeds the minimal requirements specified in this chapter. A sample is deemed to have been collected only if and when its results are made known to the Office of Drinking Water ODW department.~~

~~B. Specific limits. No attempt has been made to prescribe specific limits for every contaminant that might occur in a water supply or waterworks. Although the need exists for continued attention to the entry of chemical, physical, bacteriological, and radiological substances into drinking water, the limits are confined to substances recognized as being detrimental to the health or well-being of the consumer or cause significant degradation of the usefulness of the water. Limits for innumerable substances would require an impossible burden of analytical examination. The specific limits included in this chapter are listed in Tables 340.1 through 340.7.~~

~~C. Compliance is determined:~~

- ~~1. Based on sample results or calculated averages, where appropriate, rounded to the same number of significant figures as the PMCL, SMCL, AL, or MRDL of the contaminant in question, or~~
- ~~2. By the application of the specific treatment technique for particular contaminants (See 12VAC5-590-391).~~

TABLE 340.1.
Inorganic Chemicals.

Substance	PMCL (mg/L)
Antimony	0.006
Arsenic	0.010 ^a
Asbestos	7 Million Fibers/Liter (longer than 10 µm)
Barium	2
Beryllium	0.004
Cadmium	0.005
Chromium	0.1
Cyanide (as free Cyanide)	0.2
Fluoride	4.0 ^b
Mercury	0.002
Nickel	No Limits Designated
Nitrate (as N)	10 ^c

Nitrite (as N)	1.0 ^c
Total Nitrate and Nitrite (as N)	10 ^c
Selenium	0.05
Thallium	0.002
Substance	Secondary Maximum Contaminant Level (mg/L)
Aluminum	0.05-0.2 ^d
Chloride	250 ^c
Copper	1.0
Corrosivity	Noncorrosive
Fluoride	2.0
Foaming Agents	0.5 ^e
Iron	0.3
Manganese	0.05
Silver	0.1
Sulfate	250 ^c
Zinc	5
Substance	Action Level (mg/L)
Lead	0.015
Copper	1.3
<p>^a Arsenic sampling results shall be reported to the nearest 0.001 mg/L.</p> <p>^b The fluoride PMCL applies only to community waterworks.</p> <p>^c Significant figures are noted as shown. For values with trailing zeros, significant figures are noted as shown. The limits for nitrate and nitrate-nitrite have two significant figures. The limits for chloride and sulfate have three significant figures.</p> <p>^d Varying water quality and treatment situations necessitates a flexible range for the aluminum SMCL. Owners are encouraged to maintain as low an aluminum concentration as possible. If the aluminum concentration in the finished water causes discoloration, the owner is urged to contact the department.</p> <p>^e Concentrations reported in terms of Methylene Blue Active Substances.</p>	

TABLE 340.2.
Organic Chemicals.

Substance	PMCL (mg/L)
<u>VOC</u>	
Benzene	0.005
Carbon Tetrachloride	0.005
Chlorobenzene (also called monochlorobenzene)	0.1
o-Dichlorobenzene	0.6
p-Dichlorobenzene	0.075
1,2-Dichloroethane (also called ethylene dichloride)	0.005
1,1-Dichloroethylene (also called dichloroethene)	0.007
cis-1,2-Dichloroethylene	0.07
Trans-1,2-Dichloroethylene	0.1

Dichloromethane (also called methylene chloride)	0.005
1,2-Dichloropropane	0.005
Ethylbenzene	0.7
Styrene	0.1
Tetrachloroethylene (PCE) (also called perchloroethylene)	0.005
Toluene	1
1,2,4-Trichlorobenzene	0.07
1,1,1-Trichloroethane	0.2
1,1,2-Trichloroethane	0.005
Trichloroethylene (TCE)	0.005
Vinyl Chloride	0.002
Xylene (total)	10 ^a
<u>SOC</u>	
Acrylamide	TT ^b
Alachlor (also called Lasso)	0.002
Atrazine	0.003
Benzo(a)pyrene	0.0002
Carbofuran	0.04
Chlordane	0.002
Dalapon	0.2
Di(2-ethylhexyl)adipate (also called Bis(2-ethylhexyl)adipate)	0.4
Di(2-ethylhexyl)phthalate (also called Bis(2-ethylhexyl)phthalate)	0.006
1,2-Dibromo-3-chloropropane (DBCP)	0.0002
2,4-Dichlorophenoxyacetic Acid (2,4-D)	0.07
Dinoseb	0.007
Diquat	0.02
Endothall	0.1
Endrin	0.002
Epichlorohydrin	TT ^b
Ethylene dibromide (EDB) (also called 1,2-Dibromoethane)	0.00005
Glyphosate	0.7
Heptachlor	0.0004
Heptachlor epoxide	0.0002
Hexachlorobenzene	0.001
Hexachlorocyclopentadiene	0.05
Lindane (also called gamma-HCH and gamma BHC)	0.0002
Methoxychlor	0.04
Oxamyl (Vydate)	0.2
Pentachlorophenol(PCP)	0.001
Picloram	0.5

Polychlorinated biphenyls (PCBs)	0.0005
Simazine	0.004
2,3,7,8-TCDD (Dioxin)	3×10^{-8}
Toxaphene	0.003
2,4,5-Trichlorophenoxypropionic Acid (2,4,5 TP or Silvex)	0.05

^aThe limit for xylene has two significant figures.

^bEach waterworks must certify annually to the department that when acrylamide and epichlorohydrin are used to treat water, the combination (or product) of dose and monomer level does not exceed the levels specified as follows: (i) acrylamide = 0.05% dosed at 1 mg/L (or equivalent) and (ii) epichlorohydrin = 0.01% dosed at 20 mg/L (or equivalent). The certification shall be in writing, using third party certification approved by the department or the manufacturer's certification.

TABLE 340.3.
Physical Quality

Parameter	Standard	Concentration
Color	SMCL	15 Color Units (CU)
Odor	SMCL	3 Threshold odor numbers
pH	SMCL	6.5 8.5
Total Dissolved Solids (TDS)	SMCL	500 mg/L ^a
Turbidity	Treatment Technique	See 12VAC5-590-395 A 2 b ^b

^aTDS has three significant figures.

^bOperational goal: Surface water treatment plants with gravity flow granular media filters are capable of producing filtered water with a turbidity consistently less than 0.10 NTU. Therefore, for water treatment plants, the operational goal for filter effluent turbidity for each filter, before any post-filtration chemical addition is 0.10 NTU.

TABLE 340.4.
Radiological Quality.

Parameter	PMCL
Combined radium-226 and radium-228.	5 pCi/L
Gross alpha particle activity (excluding Radon and uranium)	15 pCi/L
Beta particle and photon radioactivity.	4 mrem/yr ^{a, b}
Uranium	30 µg/L ^c

^aThe average annual concentration of beta particle and photon radioactivity from man-made radionuclides in drinking water shall not produce an annual dose equivalent to the total body or any internal organ greater than 4 millirem/year.

^bExcept for the radionuclides listed in Schedule I, the concentration of man-made radionuclides causing 4 millirem total body or organ dose equivalents shall be calculated on the basis of a 2 liter per day drinking water intake using the 168-hour data listed in "Maximum Permissible Body Burdens and Maximum Permissible Concentrations of Radionuclides in Air and in Water for Occupational Exposure," NBS Handbook 69 issued June 5, 1959 and amended August 1963, U.S. Department of Commerce. If two or more radionuclides are present, the sum of their annual dose equivalent to the total body or to any organ shall not exceed 4 mrem/year.

^cThe limit for uranium has two significant figures.

Schedule 1

Average annual concentrations assumed to produce a total body organ dose of 4 mrem/year.

Radionuclide	Critical Organ	pCi/L
Tritium	Total Body	20,000 ^d
Strontium 90	Bone Marrow	8

^dThe limit for tritium has five significant figures.

TABLE 340.5.
Microbial Contaminants.

Contaminant	PMCL or TI
Cryptosporidium	TI Minimum 99% (2-log) removal plus additional log removal or inactivation based upon bin classification in 12VAC5-590-401 D.
Giardia lamblia	TI 99.9% (3-log) removal/inactivation.
Viruses	TI 99.99% (4-log) removal/inactivation
Legionella	TI No limit, but if Giardia lamblia and viruses are removed/inactivated, according to the treatment techniques in 12VAC5-590-395, Legionella will also be controlled.
Heterotrophic plate count (HPC)	TI No more than 500 bacterial colonies per milliliter. (HPC is not a contaminant, it is an analytic method used to measure a variety of bacteria found in water.)
Escherichia coli (E. coli)	PMCL (1) Any E. coli-positive repeat sample following a total coliform-positive routine sample. (2) Total coliform-positive repeat sample following an E. coli-positive routine sample. (3) Failure to collect all require repeat samples following an E. coli-positive routine sample. (4) Failure to test for E. coli when any repeat sample tests positive for total coliform.

TABLE 340.6.
Disinfection Byproducts.

Parameter	PMCL (mg/L)
Total trihalomethanes (TTHM) ■ Bromodichloromethane ■ Bromoform ■ Chloroform ■ Dibromochloromethane	0.080 ^a
Haloacetic Acids (five) (HAA5) ■ Bromoacetic acid ■ Dibromoacetic acid ■ Dichloroacetic acid ■ Monochloroacetic acid	0.060 ^a

■ Trichloroacetic acid	
Bromate	0.010 ^a
Chlorite	1.0 ^a
^a The limits for TTHM, HAA5, and bromate have three significant figures. The limit for chlorite has two significant figures.	

TABLE 340.7.

Maximum Residual Disinfectant Level Goals (MRDLG) and Maximum Residual Disinfectant Levels (MRDL) for Disinfectants.

Disinfectant residual	MRDL (mg/L)
Chlorine	4.0 (as Cl ₂) ^a
Chloramines	4.0 (as Cl ₂) ^a
Chlorine dioxide	0.8 (as ClO ₂)
^a Chlorine and chloramines have two significant figures.	

D. Notwithstanding the MRDLs in Table 340.7, owners may increase residual disinfectant levels of chlorine or chloramines (but not chlorine dioxide) in the distribution system to a level and for a time necessary to protect public health. This may include specific microbiological contamination problems caused by circumstances such as, but not limited to, distribution line breaks, storm run-off events, water supply contamination events, or cross-connection events.

12VAC5-590-350. Sanitary surveys Assessments and sanitary surveys.

A. Frequent assessments shall be made by the owner of the water supply source and waterworks to locate and identify health hazards to the waterworks. The manner and frequency of making these assessments, and the rate at which discovered health hazards are to be removed, shall be the responsibility of the owner. Every effort shall be made by the owner, to the extent of his jurisdiction, to prevent the degradation of the quality of water supply sources supplies.

~~B. The commissioner may perform sanitary surveys. The department is required to perform sanitary surveys and site visits to assess the condition of waterworks and water supplies. Pursuant to §32.1-25 of the Code of Virginia, the department personnel have the right, with the owner's consent, of entry onto the waterworks property and facilities to inspect, investigate, evaluate, conduct tests, and collect samples for testing for the purposes of determining compliance with the provisions of any law, regulation, or order administered by the Board or commissioner or any conditions in a permit, license, or certificate issued by the Board or commissioner. Owners shall provide any existing information requested by the commissioner that will enable the commissioner the department personnel to conduct the sanitary survey or site visit.~~

C. A sanitary survey includes, but is not limited to, an onsite evaluation of all of the following eight components:

1. Source;
2. Treatment;
3. Distribution system;
4. Finished water storage;
5. Pumps, pumping facilities, and controls;
6. Monitoring, reporting, data verification, and a special monitoring evaluation during each sanitary survey to determine whether the waterworks monitoring is appropriate or needs modification;
7. Waterworks system management and operation; and,
8. Number and classification of ~~licensed operator(s)~~ operator or operators ~~required in 12VAC5-590-460. Licensed operators~~ Operators shall also comply with all applicable regulations promulgated by the Virginia Board for Waterworks and Wastewater Works Operators and Onsite Sewage System Professionals, Department of Professional and Occupational Regulation.

D. Significant deficiencies discovered as a result of a sanitary survey shall be addressed in accordance with the following:

1. The commissioner shall issue written notification describing the significant deficiency to the owner.
2. Within 30 days of the significant deficiency notification, the owner shall consult with the commissioner regarding the appropriate corrective action with a schedule for implementing corrective action. Any waterworks with significant deficiencies must have a Corrective Action Plan (CAP) as described in 12VAC5-590-421 A.
3. Within 45 days of the significant deficiency notification, the owner shall submit a CAP with a schedule for meeting the requirements of 12VAC5-590-421 A.

12VAC5-590-360. Responsibility;Responsibilities of the owner.

~~A. The water utility owner or owner of the property served, to the extent of their respective jurisdictions, shall provide and maintain conditions through throughout the entirety of the water supply system waterworks in a manner which that will assure a high degree of capability and reliability to effect compliance with these standards comply with Part II of this chapter. This requirement shall pertain to the source of supply water supply, treatment, transmission, storage, and distribution facilities and the operation thereof. In addition, this requirement shall include specific and continuing assessment of the capability, effectiveness, and reliability of the treatment process in relation to potential contaminants in the source of supply. Finally, this requirement shall include the identification and evaluation of The owner shall identify and evaluate all factors having with the potential for impairing the quality of the water as delivered to customers and appropriate preventive and control the consumers. Preventative control measures identified in Part II of this chapter shall be promptly implemented to protect public health.~~

~~B. For the purpose of application of this chapter, responsibility for the conditions in the water supply system shall be considered to be held by:~~

~~1. The owner from the source of supply to the customer's service connection; and~~

~~2. The owner of the property served and the municipal, county, or other authority having legal jurisdiction from the customer's service connection to the free-flowing outlet. For the purpose of achieving compliance with this chapter, the owner shall exercise control of the waterworks from the water supply to the service connection. This requirement does not imply ownership of, or maintenance for, any portion of the service line where local agreements and conditions dictate otherwise.~~

~~C. The property owner shall exercise control of all buildings, structures, and equipment up to the point of the service connection to the waterworks. This requirement does not limit or modify ownership of, or maintenance for, the service line, that may be specified by local agreements and conditions.~~

Article 2 General Information

12VAC5-590-370. Sampling frequency Monitoring requirements.

~~The commissioner may exempt consecutive waterworks that obtain potable water from another water system for distribution from all monitoring requirements in this section except for bacteriological (subsection A of this section); disinfectant residuals, disinfection byproducts, and disinfection byproduct precursors (subdivision B 3 of this section); and lead and copper (12VAC5-590-375). The required sampling frequencies are as follows:~~

A. Bacteriological monitoring.

1. The owner shall collect total coliform samples at specific sites and according to a schedule that is representative of water quality throughout the distribution system, which shall be documented in a written bacteriological sample siting plan (BSSP). The BSSP shall be established or approved by the commissioner after investigation of the source, method of treatment and storage, and protection of the water concerned. The BSSP shall include, but is not limited to, the following:

a. Specific routine, repeat, and triggered source water monitoring sites, identified by address or location.

b. Distribution map showing the location where specific sampling sites will be selected with all monitoring sites identified.

c. A minimum of three routine sample sites identified for each required routine sample for waterworks serving 3,300 or fewer people.

d. Sample collection schedule with the number of routine samples required per monitoring period in accordance with Table 2-4.370.1 and subdivision A 4 of this section.

e. Repeat sample sites for each routine sample site that shall include the original routine location, at least one tap within five service connections upstream, and at least one tap within five service connections downstream with the following exceptions:

(1) Alternative repeat sample sites may be allowed when a routine site is one connection away from or at the end of a water supply main or as approved by the commissioner;

(2) Groundwater waterworks serving 1,000 or fewer people may propose repeat sample sites, such as entry point to the distribution system, that differentiate potential source water and distribution system contamination;

(3) Groundwater waterworks serving 1,000 or fewer people with a single well source and no treatment may propose that one repeat sample be collected at the triggered source water monitoring site, provided that representative sampling of the distribution system is still achieved.

f. A repeat sampling site shall not be eliminated from future collections solely based on a history of questionable water quality unless the sampling point is unacceptable as determined by the commissioner.

g. A seasonal waterworks may collect special samples in accordance with an approved start-up procedure pursuant to subdivision A 10 a of this section.

2. The minimum number of bacteriological samples for total coliform evaluation to be collected and analyzed monthly from the distribution system of a community or nontransient noncommunity waterworks shall be in accordance with Table 2-4. 370.1 Owners of all (i) transient noncommunity waterworks that use a surface water source or a groundwater source under the direct influence of surface water and (ii) large transient noncommunity (serving 1,000 or more persons per day) waterworks shall collect and submit samples monthly for analysis in accordance with Table 2-4.370.1. Owners of all other transient noncommunity waterworks shall collect and submit samples for analysis each calendar quarter in accordance with Table 2-4. 370.1. The minimum number of samples must be collected and submitted even if the waterworks has exceeded the E. coli PMCL or the

total coliform treatment technique triggers.

3. The samples shall be ~~taken~~collected at reasonably evenly spaced time intervals throughout the month, except that waterworks that use only groundwater serving 4,900 or fewer people may collect all required samples on a single day if the samples are ~~taken~~collected from different sites.

4. If the results of a sanitary survey or other factors determine that some other frequency is more appropriate than that stated in subdivisions A 3 and A 4 of this section, a modified BSSP may be required. The altered frequency shall be confirmed or changed on the basis of subsequent sanitary surveys or as otherwise determined by the commissioner.

5. An owner may conduct more compliance monitoring than is required by this section to investigate potential problems in the distribution system and to assist in uncovering problems. An owner may ~~take~~collect more than the minimum number of required routine samples. If the samples are ~~taken~~collected in accordance with the existing BSSP and are representative of water quality throughout the distribution system, then all of the results shall be included in determining whether a coliform treatment technique has been triggered.

6. An owner may propose repeat monitoring locations believed to be representative of a pathway for contamination of the distribution system. An owner may elect to specify either alternative fixed locations or criteria for selecting repeat sampling sites on a situational basis in a standard operating procedure (SOP) in its BSSP. The owner shall design the SOP to focus on the collection of repeat samples at locations that best verify and determine the extent of potential contamination of the distribution system area based on specific situations. The commissioner shall require modifications to the SOP or require alternative monitoring locations as needed.

TABLE 2-4370.1
Bacteriological Monitoring

POPULATION SERVED PER DAY	MINIMUM NUMBER OF SAMPLES ^a (See subdivision A 2 of this section)
25 to 1,000 ^b	1
1,001 to 2,500	2
2,501 to 3,300	3
3,301 to 4,100	4
4,101 to 4,900	5
4,901 to 5,800	6
5,801 to 6,700	7
6,701 to 7,600	8
7,601 to 8,500	9
8,501 to 12,900	10
12,901 to 17,200	15
17,201 to 21,500	20
21,501 to 25,000	25
25,001 to 33,000	30
33,001 to 41,000	40
41,001 to 50,000	50
50,001 to 59,000	60
59,001 to 70,000	70
70,001 to 83,000	80
83,001 to 96,000	90
96,001 to 130,000	100
130,001 to 220,000	120
220,001 to 320,000	150
320,001 to 450,000	180

	450,001 to 600,000	210
	600,001 to 780,000	240
	780,001 to 970,000	270
	970,001 to 1,230,000	300
	1,230,001 to 1,520,000	330
	1,520,001 to 1,850,000	360
	1,850,001 to 2,270,000	390
	2,270,001 to 3,020,000	420
	3,020,001 to 3,960,000	450
	3,960,001 or more	480

^a Monthly monitoring is required for the following waterworks: (i) community, (ii) nontransient noncommunity, (iii) All noncommunity waterworks that use a surface water source or a GUDI source, (iv) large noncommunity (> 1000 people per day). Quarterly monitoring is required for noncommunity waterworks not specifically identified in the monthly requirements.

^b Includes waterworks that have at least 15 service connections, but serve fewer than 25 persons.

7. All bacteriological analyses shall be performed in accordance with 12VAC5-590-440 by the Division of Consolidated Laboratory Services (DCLS) or by a laboratory certified by DCLS for drinking water samples.

8. Increased monitoring. A transient noncommunity waterworks on quarterly monitoring shall begin monthly monitoring in the month following an event if any of the following were to occur: (i) the waterworks triggers a Level 2 assessment or two Level 1 assessments under the provisions of 12VAC5-590-392 in a rolling 12-month period, (ii) the waterworks has an E. coli PMCL violation, (iii) the waterworks has a coliform treatment technique violation, (iv) the owner has two monitoring violations under 12VAC5-590-370 A 2, or (v) the owner has one monitoring violation under 12VAC5-590-370 A 2 and one Level 1 assessment under 12VAC5-590-392 in a rolling 12-month period. Owners shall continue monthly monitoring until the requirements in subdivisions A 9 a and A 9 b of this section are met. A waterworks on monthly monitoring for other reasons is not considered to be on increased monitoring for the purpose of this subdivision.

9. Returning to routine monitoring. The commissioner may return the monitoring frequency of a transient noncommunity waterworks using groundwater to quarterly monitoring if:

a. The commissioner has completed a sanitary survey or a site visit within the last 12 months, and the transient noncommunity waterworks is free of sanitary defects and has a protected water source; and

b. The ~~owner~~ waterworks has a clean compliance history, defined as a record of no PMCL violations for microbiological contaminants, no monitoring violations under 12VAC5-590-370, and no coliform treatment technique trigger exceedances or treatment technique violations under 12VAC5-590-392, for a minimum of 12 months.

10. Seasonal waterworks monitoring.

a. All seasonal waterworks shall demonstrate completion of an approved start-up procedure that may include start-up sampling prior to serving water.

b. A seasonal waterworks shall monitor every month that it is in operation.

c. The commissioner may waive any seasonal waterworks from some or all of the requirements for seasonal waterworks if the entire distribution system remains pressurized during the entire period that the waterworks is not operating.

d. Failure to complete an approved start-up procedure prior to serving water is a treatment technique violation and requires the owner to provide public notification under Tier 2 conditions in ~~12VAC5-590-540~~12VAC5-590-540 A 2.

e. Failure to submit certification of completion to the commissioner after the owner completes an approved start-up procedure is a reporting violation and requires the owner to provide public notification under Tier 3 conditions in ~~12VAC5-590-540~~12VAC5-590-540 A 3.

11. Additional routine monitoring in the month following a total coliform-positive sample.

a. Owners collecting samples on a quarterly frequency shall collect at least three additional routine samples during the month following one or more total coliform-positive samples, with or without a Level 1 treatment trigger. The owner shall use the results of additional routine samples in coliform treatment technique trigger calculations under 12VAC5-590-392 B.

b. The requirements specified in subdivision A 11 a of this section may be waived by the commissioner if:

(1) The commissioner conducts a site visit before the end of the next month in which the waterworks provides water and has determined whether additional monitoring or corrective action is needed;

(2) The commissioner has determined why the sample was total coliform positive and has established that the owner corrected the problem or will correct the problem before the end of the next month in which the waterworks serves water. In this case, the decision and the rationale for the decision shall be documented and approved in writing by the commissioner. The commissioner shall make this document available to EPA and the public. The documentation shall describe the specific cause of the total coliform-positive sample and what action the owner has taken or will take to correct this problem; or

(3) The commissioner determines that the owner has corrected the contamination problem before collecting the set of repeat samples required in 12VAC5-590-380 D 3, and all repeat samples are total coliform negative. The commissioner may waive the requirement for additional routine monitoring the next month.

c. The requirements specified in subdivision A 11 a of this section may not be waived by the commissioner solely on the grounds that all repeat samples are total coliform negative.

12. Failure to collect every required routine or additional routine sample in a compliance period is a monitoring violation and requires the owner to provide public notification under Tier 3 conditions in ~~42VAC5-590-540~~12VAC5-590-540 A 3.

13. Failure to submit monitoring results after the owner properly conducts monitoring is a reporting violation and requires the owner to provide public notification under Tier 3 conditions in ~~42VAC5-590-540~~12VAC5-590-540 A 3.

B. Chemical monitoring. The location of sampling points, the chemicals measured, the frequency, and the timing of sampling within each compliance period shall be established or approved by the commissioner at the time of issuance of a waterworks operation permit, but may be modified as waterworks' conditions and regulations change.

1. The commissioner may increase required monitoring where necessary to detect variations within the waterworks and to provide quality control for any treatment processes that are employed.

2. Analysis of field composite samples shall not be allowed.

3. Samples for contaminants that may exhibit seasonal variations shall be collected during the period of the year when contamination is most likely to occur.

4. Failure to comply with the sampling schedules in this section shall require public notification pursuant to ~~42VAC5-590-540~~12VAC5-590-540 A 3.

C. The commissioner may allow consecutive waterworks that obtain potable water from another waterworks to limit monitoring to bacteriological, disinfectant residuals, disinfectant byproducts, and lead and copper.

D. Monitoring requirements for waterworks developing new sources of supply are provided in 12VAC5-590-820, 12VAC5-590-830, and 12VAC5-590-840.

E. Owners may be required by the commissioner to collect additional samples to provide quality control for any treatment processes that are employed.

F. Surface water sampling requirements specified in 12VAC5-590-372 through 12VAC5-590-378 apply to GUDI sources.

Any other dates contained in this chapter notwithstanding, all waterworks shall comply with all applicable PMGLs listed in Tables 2.2 and 2.3.

~~Design criteria for new or modified waterworks or owners developing new sources of supply are found in 12VAC5-590-820, 12VAC5-590-830 and 12VAC5-590-840.~~

~~1. Inorganic chemical. Community and nontransient noncommunity waterworks owners shall conduct monitoring to determine compliance with the MCLs in Table 2.2 in accordance with this section. All other noncommunity waterworks owners shall conduct monitoring to determine compliance with the nitrate and nitrite PMGLs in Table 2.2 (as appropriate) in accordance with this section. Monitoring shall be conducted as follows:~~

~~a. The owner of any groundwater source waterworks with 150 or more service connections shall take a minimum of one sample at each entry point to the distribution system which is representative of each source, after treatment, unless a change in condition makes another sampling point more representative of each source or treatment plant (hereafter called a sampling point) starting in the compliance period beginning January 1, 1993. The owner of any groundwater source waterworks with fewer than 150 service connections shall take a minimum of one sample at each sampling point for asbestos, barium, cadmium, chromium, fluoride, mercury, nitrate, nitrite, and selenium in the compliance period beginning January 1, 1993, for antimony, beryllium, cyanide (as free cyanide), nickel, and thallium in the compliance period beginning January 1, 1996, and for arsenic (for community and nontransient noncommunity waterworks) in compliance with subdivision B 1 d (6) (b) of this section.~~

~~b. The owner of any waterworks which uses a surface water source in whole or in part with 150 or more service connections shall take a minimum of one sample at each entry point to the distribution system after any application of treatment or in the distribution system at a point which is representative of each source, after treatment, unless a change in conditions makes another sampling point more representative of each source or treatment plant (hereafter called a sampling point) beginning January 1, 1993. The owner of any waterworks which use a surface water source in whole or in part with fewer than 150 service connections shall take a minimum of one sample at each sampling point for asbestos, barium, cadmium, chromium, fluoride, mercury, nitrate, nitrite, and selenium beginning January 1, 1993, for antimony, beryllium, cyanide (as free cyanide), nickel, and thallium beginning January 1, 1996, and for arsenic (for community and nontransient noncommunity waterworks) in compliance with subdivision B 1 d (6) (a) of this section.~~

~~c. If a waterworks draws water from more than one source and the sources are combined before distribution, the owner shall sample at an entry point to the distribution system during periods of normal operating conditions (i.e., when water is representative of all sources being used).~~

~~d. The frequency of monitoring for asbestos shall be in accordance with subdivision B 1 d (1) of this section; the frequency of monitoring for barium, cadmium, chromium, fluoride, mercury, and selenium shall be in accordance with subdivision B 1 d~~

(2) of this section; the frequency of monitoring for antimony, beryllium, cyanide (as free cyanide), nickel, and thallium shall be in accordance with subdivision B 1 d (3) of this section; the frequency of monitoring for nitrate shall be in accordance with subdivision B 1 d (4) of this section; the frequency of monitoring for nitrite shall be in accordance with subdivision B 1 d (5) of this section; and the frequency of monitoring for arsenic shall be in accordance with subdivision B 1 d (6) of this section.

(1) The frequency of monitoring conducted to determine compliance with the PMCL for asbestos specified in Table 2.2 shall be conducted as follows:

(a) The owner of each community and nontransient noncommunity waterworks is required to monitor for asbestos during the first three-year compliance period of each nine-year compliance cycle beginning in the compliance period starting January 1, 1993.

(b) If the owner believes the waterworks is not vulnerable to either asbestos contamination in its source water or due to corrosion of asbestos-cement pipe, or both, the owner may apply to the commissioner for a waiver of the monitoring requirement in subdivision B 1 d (1) (a) of this section. If the commissioner grants the waiver, the owner is not required to monitor.

(c) The commissioner may grant a waiver based on a consideration of the following factors:

(i) Potential asbestos contamination of the water source; and

(ii) The use of asbestos-cement pipe for finished water distribution and the corrosive nature of the water.

(d) A waiver remains in effect until the completion of the three-year compliance period. The owner of a waterworks not receiving a waiver shall monitor in accordance with the provisions of subdivision B 1 d (1) (a) of this section.

(e) The owner of a waterworks vulnerable to asbestos contamination due solely to corrosion of asbestos-cement pipe shall take one sample at a tap served by asbestos-cement pipe and under conditions where asbestos contamination is most likely to occur.

(f) The owner of a waterworks vulnerable to asbestos contamination due solely to source water shall monitor sampling points in accordance with subdivision B 1 of this section.

(g) The owner of a waterworks vulnerable to asbestos contamination due both to its source water supply and corrosion of asbestos-cement pipe shall take one sample at a tap served by asbestos-cement pipe and under conditions where asbestos contamination is most likely to occur.

(h) The owner of a waterworks which exceeds the PMCL as determined in 12VAC5-590-410 B 1 shall monitor quarterly beginning in the next quarter after the exceedance occurred.

(i) The commissioner may decrease the quarterly monitoring requirement to the frequency specified in subdivision B 1 d (1) (a) of this section provided the commissioner has determined that the waterworks is reliably and consistently below the PMCL. In no case can the commissioner make this determination unless the owner of a groundwater source waterworks takes a minimum of two quarterly samples or the owner of a waterworks which uses a surface water source in whole or in part takes a minimum of four quarterly samples.

(j) If monitoring data collected after January 1, 1990, are generally consistent with the requirements of subdivision B 1 d (1) of this section, then the commissioner may allow an owner to use that data to satisfy the monitoring requirement for the initial compliance period beginning January 1, 1993.

(2) The frequency of monitoring conducted to determine compliance with the MCLs in Table 2.2 for barium, cadmium, chromium, fluoride, mercury, and selenium shall be as follows:

(a) The owner of a groundwater source waterworks shall take one sample at each sampling point during each compliance period beginning in the compliance period starting January 1, 1993.

(b) The owner of a waterworks which uses a surface water source in whole or in part shall take one sample annually at each sampling point beginning January 1, 1993.

(c) An owner may apply to the commissioner for a waiver from the monitoring frequencies specified in subdivision B 1 d (2) (a) or (b) of this section.

(d) A condition of the waiver shall require that the owner shall take a minimum of one sample while the waiver is effective. The term during which the waiver is effective shall not exceed one compliance cycle (i.e., nine years).

(e) The commissioner may grant a waiver provided the owner of a waterworks that uses a surface water source in whole or in part has monitored annually for at least three years and groundwater waterworks have conducted a minimum of three rounds of monitoring. (At least one sample shall have been taken since January 1, 1990.) The owner of any waterworks which uses a surface water source in whole or in part or a groundwater source waterworks shall demonstrate that all previous analytical results were less than the PMCL. Waterworks that use a new water source are not eligible for a waiver until three rounds of monitoring from the new source have been completed.

(f) In determining the appropriate reduced monitoring frequency, the commissioner shall consider:

(i) Reported concentrations from all previous monitoring;

(ii) The degree of variation in reported concentrations; and

(iii) Other factors that may affect contaminant concentrations such as changes in groundwater pumping rates, changes in the waterworks configuration, changes in the waterworks operating procedures, or changes in stream flows or

characteristics:

~~(g) A decision by the commissioner to grant a waiver shall be made in writing and shall set forth the basis for the determination. The request for a waiver may be initiated by the commissioner or upon an application by the owner. The owner shall specify the basis for the request. The commissioner shall review and, where appropriate, revise the determination of the appropriate monitoring frequency when the owner submits new monitoring data or when other data relevant to the waterworks appropriate monitoring frequency become available.~~

~~(h) Owners of waterworks that exceed the PMCLs as calculated in 12VAC5-590-410 shall monitor quarterly beginning in the next quarter after the exceedance occurred:~~

~~(i) The commissioner may decrease the quarterly monitoring requirement to the frequencies specified in subdivision B 1 d (2) (a), (b) or (c) of this section provided a determination has been made that the waterworks is reliably and consistently below the PMCL. In no case can the commissioner make this determination unless the owner of a groundwater source waterworks takes a minimum of two quarterly samples or the owner of a waterworks which uses a surface water source in whole or in part takes a minimum of four quarterly samples:~~

~~(3) The frequency of monitoring conducted to determine compliance with the PMCLs in Table 2.2 for antimony, beryllium, cyanide (as free cyanide), nickel, and thallium shall be as follows:~~

~~(a) The owner of a groundwater source waterworks with 150 or more service connections shall take one sample at each sampling point during each compliance period beginning in the compliance period starting January 1, 1993. The owner of a groundwater source waterworks with fewer than 150 service connections shall take one sample at each sampling point during each compliance period beginning in the compliance period starting January 1, 1996:~~

~~(b) The owner of a waterworks that uses a surface water source in whole or in part with 150 or more service connections shall take one sample annually at each sampling point beginning January 1, 1993. The owner of a waterworks that uses a surface water source in whole or in part with fewer than 150 service connections shall take one sample annually at each sampling point beginning January 1, 1996:~~

~~(c) An owner may apply to the commissioner for a waiver from the monitoring frequencies specified in subdivision B 1 d (3) (a) or (b) of this section:~~

~~(d) A condition of the waiver shall require that the owner take a minimum of one sample while the waiver is effective. The term during which the waiver is effective shall not exceed one compliance cycle (i.e., nine years):~~

~~(e) The commissioner may grant a waiver provided the owner of a waterworks that uses a surface water source in whole or in part has monitored annually for at least three years and groundwater waterworks have conducted a minimum of three rounds of monitoring. (At least one sample shall have been taken since January 1, 1990.) The owner of any waterworks which uses a surface water source in whole or in part or a groundwater source waterworks shall demonstrate that all previous analytical results were less than the PMCL. Waterworks that use a new water source are not eligible for a waiver until three rounds of monitoring from the new source have been completed:~~

~~(f) In determining the appropriate reduced monitoring frequency, the commissioner shall consider:~~

~~(i) Reported concentrations from all previous monitoring;~~

~~(ii) The degree of variation in reported concentrations; and~~

~~(iii) Other factors which may affect contaminant concentrations such as changes in groundwater pumping rates, changes in the waterworks configuration, changes in the waterworks operating procedures, or changes in stream flows or characteristics:~~

~~(g) A decision by the commissioner to grant a waiver shall be made in writing and shall set forth the basis for the determination. The request for a waiver may be initiated by the commissioner or upon an application by the owner. The owner shall specify the basis for the request. The commissioner shall review and, where appropriate, revise the determination of the appropriate monitoring frequency when the owner submits new monitoring data or when other data relevant to the waterworks appropriate monitoring frequency become available.~~

~~(h) Owners of waterworks that exceed the PMCLs as calculated in 12VAC5-590-410 shall monitor quarterly beginning in the next quarter after the exceedance occurred:~~

~~(i) The commissioner may decrease the quarterly monitoring requirement to the frequencies specified in subdivision B 1 d (3) (a), (b) or (c) of this section provided a determination has been made that the waterworks is reliably and consistently below the PMCL. In no case shall the commissioner make this determination unless the owner of a groundwater source waterworks takes a minimum of two quarterly samples or the owner of a waterworks which uses a surface water source in whole or in part takes a minimum of four quarterly samples:~~

~~(4) All community, nontransient noncommunity and noncommunity waterworks owners shall monitor to determine compliance with the PMCL for nitrate in Table 2.2:~~

~~(a) Owners of community and nontransient noncommunity waterworks that use a groundwater source shall monitor annually beginning January 1, 1993:~~

~~(b) Owners of community and nontransient noncommunity waterworks that use a surface water source in whole or in part shall monitor quarterly beginning January 1, 1993:~~

~~(c) For owners of community and nontransient noncommunity waterworks that use groundwater, the repeat monitoring~~

frequency shall be quarterly for at least one year following any one sample in which the concentration is greater than 50% of the PMCL. The commissioner may allow the owner of a waterworks, that uses groundwater, to reduce the sampling frequency to annually after four consecutive quarterly samples are reliably and consistently less than the PMCL.

(d) For community and nontransient noncommunity waterworks, the commissioner may allow the owner of a waterworks that uses a surface water source in whole or in part, to reduce the sampling frequency to annually if all analytical results from four consecutive quarters are less than 50% of the PMCL. Such waterworks shall return to quarterly monitoring if any one sample is greater than or equal to 50% of the PMCL.

(e) The owners of all other noncommunity waterworks shall monitor annually beginning January 1, 1993.

(f) After the initial round of quarterly sampling is completed, the owner of each community and nontransient noncommunity waterworks that is monitoring annually shall take subsequent samples during the quarter(s) which previously resulted in the highest analytical result.

(5) All owners shall monitor to determine compliance with the PMCL for nitrite in Table 2.2.

(a) All owners shall take one sample at each sampling point in the compliance period beginning January 1, 1993.

(b) After the initial sample, the owner of any waterworks where an analytical result for nitrite is less than 50% of the PMCL shall monitor at the frequency specified by the commissioner.

(c) The repeat monitoring frequency for any owner shall be quarterly for at least one year following any one sample in which the concentration is greater than 50% of the PMCL. The commissioner may allow an owner to reduce the sampling frequency to annually after determining the analysis results are reliably and consistently less than the PMCL.

(d) Owners of waterworks which are monitoring annually shall take each subsequent sample during the quarter(s) which previously resulted in the highest analytical result.

(6) The frequency of monitoring conducted to determine compliance with the PMCLs in Table 2.2 for arsenic shall be as follows:

(a) The owner of each community and nontransient noncommunity waterworks that uses a surface water source in whole or in part shall take one sample annually at each sampling point beginning January 23, 2006.

(b) The owner of each community and nontransient noncommunity groundwater source waterworks shall take one sample at each entry point during each compliance period starting January 23, 2006.

(c) Owners of waterworks that exceed the PMCL, as calculated in 12VAC5-590-410, shall monitor quarterly beginning in the next quarter after the exceedance has occurred.

(d) The commissioner may decrease the quarterly monitoring requirement to the frequencies specified in subdivision B 1 d (6) (a) or (b) of this section provided a determination has been made that the waterworks is reliably and consistently below the PMCL. In no case can the commissioner make this determination unless the owner of a groundwater source waterworks takes a minimum of two quarterly samples or the owner of a waterworks that uses a surface water source in whole or in part takes a minimum of four quarterly samples.

(e) No waivers shall be granted by the commissioner for arsenic.

2. Organic chemicals. Owners of all community and nontransient noncommunity waterworks shall sample for organic chemicals in accordance with their water source. Where two or more sources are combined before distribution, the owner shall sample at the entry point for the combined sources during periods of normal operating conditions.

a. Owners of waterworks that use groundwater shall take a minimum of one sample at each entry point to the distribution system which is representative of each source, after treatment (hereafter called a sampling point).

b. Owners of waterworks that use a surface water source in whole or in part shall take a minimum of one sample at points in the distribution system that are representative of each source or at each entry point to the distribution system, after treatment (hereafter called a sampling point).

c. The owner of each community and nontransient noncommunity waterworks shall take four consecutive quarterly samples for each contaminant listed in Table 2.3-VOG 2 through 21 and SOG during each compliance period, beginning in the compliance period starting January 1, 1993.

d. Reduced monitoring:

(1) VOC:

(a) If the initial monitoring for contaminants listed in Table 2.3-VOG 1 through 8 and the monitoring for the contaminants listed in Table 2.3-VOG 9 through 21 as allowed in subdivision B 2 d (1) (c) of this section has been completed by December 31, 1992, and the waterworks did not detect any contaminant listed in Table 2.3-VOG 1 through 21, then the owner of each groundwater waterworks and waterworks that use a surface water source in whole or in part shall take one sample annually beginning January 1, 1993.

(b) After a minimum of three years of annual sampling, the commissioner may allow the owner of a groundwater waterworks with no previous detection of any contaminant listed in Table 2.3-VOG 2 through 21 to take one sample during each compliance period.

(c) The commissioner may allow the use of monitoring data collected after January 1, 1988, for purposes of initial monitoring compliance. If the data are generally consistent with the other requirements in this section, the commissioner may use these

data (i.e., a single sample rather than four quarterly samples) to satisfy the initial monitoring requirement of subdivision B-2-c of this section. Owners of waterworks that use grandfathered samples and did not detect any contaminants listed in Table 2.3-VOC, 2 through 21, shall begin monitoring annually in accordance with subdivision B-2-d (1) (a) of this section beginning January 1, 1993.

(2) SOG.

(a) Owners of waterworks serving more than 3,300 persons that do not detect a contaminant listed in Table 2.3-SOG in the initial compliance period, may reduce the sampling frequency to a minimum of two quarterly samples in one year during each repeat compliance period.

(b) Owners of waterworks serving less than or equal to 3,300 persons that do not detect a contaminant listed in Table 2.3-SOG in the initial compliance period may reduce the sampling frequency to a minimum of one sample during each repeat compliance period.

e. Waiver application.

(1) For VOCs. The owner of any community and nontransient noncommunity groundwater waterworks which does not detect a contaminant listed in Table 2.3-VOC may apply to the commissioner for a waiver from the requirements of subdivisions B-2-d (1) (a) and (b) of this section after completing the initial monitoring. A waiver shall be effective for no more than six years (two compliance periods). The commissioner may also issue waivers to small systems for the initial round of monitoring for 1,2,4-trichlorobenzene.

(2) For SOGs. The owner of any community and nontransient noncommunity waterworks may apply to the commissioner for a waiver from the requirement of subdivisions B-2-c and d (2) of this section. The owner shall reapply for a waiver for each compliance period.

f. The commissioner may grant a waiver after evaluating the following factors: Knowledge of previous use (including transport, storage, or disposal) of the contaminant within the watershed or zone of influence of the source. If a determination by the commissioner reveals no previous use of the contaminant within the watershed or zone of influence, a waiver may be granted. If previous use of the contaminant is unknown or it has been used previously, then the following factors shall be used to determine whether a waiver is granted.

(1) Previous analytical results.

(2) The proximity of the waterworks to a potential point or nonpoint source of contamination. Point sources include spills and leaks of chemicals at or near a waterworks or at manufacturing, distribution, or storage facilities, or from hazardous and municipal waste landfills and other waste handling or treatment facilities. Nonpoint sources for SOGs include the use of pesticides to control insect and weed pests on agricultural areas, forest lands, home and gardens, and other land application uses.

(3) The environmental persistence and transport of the contaminants listed in Table 2.3-VOC and SOG.

(4) How well the water source is protected against contamination, such as whether it is a surface water source in whole or in part or whether it is a groundwater source waterworks. Groundwater source waterworks shall consider factors such as depth of the well, the type of soil, wellhead protection, and well structure integrity. Owners of waterworks that use surface water in whole or in part shall consider watershed protection.

(5) Special factors.

(a) For VOCs. The number of persons served by the waterworks and the proximity of a smaller waterworks to a larger waterworks.

(b) For SOGs. Elevated nitrate levels at the waterworks supply source.

(c) For SOGs. Use of PCBs in equipment used in the production, storage, or distribution of water (i.e., PCBs used in pumps, transformers, etc.).

g. Condition for waivers.

(1) As a condition of the VOC waiver the owner of a groundwater waterworks shall take one sample at each sampling point during the time the waiver is effective (i.e., one sample during two compliance periods or six years) and update its vulnerability assessment considering the factors listed in subdivision B-2-f of this section. Based on this vulnerability assessment the commissioner shall reconfirm that the waterworks is nonvulnerable. If the commissioner does not make this reconfirmation within three years of the initial determination, then the waiver is invalidated and the owner is required to sample annually as specified in subdivision B-2-d (1) (a) of this section.

(2) The owner of any community and nontransient noncommunity waterworks that use surface water in whole or in part which does not detect a contaminant listed in Table 2.3-VOC may apply to the commissioner for a waiver from the requirements of subdivision B-2-d (1) (a) of this section after completing the initial monitoring. Waterworks meeting these criteria shall be determined by the commissioner to be nonvulnerable based on a vulnerability assessment during each compliance period. Each owner receiving a waiver shall sample at the frequency specified by the commissioner (if any).

(3) There are no conditions to SOG waivers.

h. If a contaminant listed in Table 2.3-VOC 2 through 21 or SOG 1 through 33 is detected then (NOTE: Detection occurs when a contaminant level exceeds the current detection limit as defined by EPA.):

~~(1) Each owner shall monitor quarterly at each sampling point which resulted in a detection.~~

~~(2) The commissioner may decrease the quarterly monitoring requirement specified in subdivision B 2 h (1) of this section provided it has determined that the waterworks is reliably and consistently below the PMCL. In no case shall the commissioner make this determination unless the owner of a groundwater waterworks takes a minimum of two quarterly samples and the owner of a waterworks that use surface water in whole or in part takes a minimum of four quarterly samples.~~

~~(3) If the commissioner determines that the waterworks is reliably and consistently below the PMCL, the commissioner may allow the waterworks to monitor annually. Owners of waterworks that monitor annually shall monitor during the quarter(s) that previously yielded the highest analytical result.~~

~~(4) Owners of waterworks that have three consecutive annual samples with no detection of a contaminant may apply to the commissioner for a waiver for VOC as specified in subdivision B 2 e (1) or to SOC as specified in subdivision B 2 e (2) of this section.~~

~~(5) Subsequent monitoring due to contaminant detection:~~

~~(a) Owners of groundwater waterworks that have detected one or more of the following two-carbon organic compounds: trichloroethylene, tetrachloroethylene, 1,2-dichloroethane, 1,1,1-trichloroethane, cis-1,2-dichloroethylene, trans-1,2-dichloroethylene, or 1,1-dichloroethylene shall monitor quarterly for vinyl chloride. A vinyl chloride sample shall be taken at each sampling point at which one or more of the two-carbon organic compounds were detected. If the results of the first analysis do not detect vinyl chloride, the commissioner may reduce the quarterly monitoring frequency of vinyl chloride monitoring to one sample during each compliance period. Owners of waterworks that use surface water in whole or in part are required to monitor for vinyl chloride as specified by the commissioner.~~

~~(b) If monitoring results in detection of one or more of certain related contaminants (heptachlor and heptachlor epoxide); then subsequent monitoring shall analyze for all related contaminants:~~

~~i. Owners of waterworks that violate the requirements of Table 2.3 for VOCs or SOCs, as determined by 12VAC5-590-410 C, shall monitor quarterly. After a minimum of four consecutive quarterly samples that show the waterworks is in compliance as specified in 12VAC5-590-410 C and the commissioner determines that the waterworks is reliably and consistently below the PMCL, the owner may monitor at the frequency and time specified in subdivision B 2 h (3) of this section.~~

~~3. Disinfectant residuals, disinfection byproducts and disinfection byproduct precursors:~~

~~a. Unless otherwise noted, owners of all waterworks that use a chemical disinfectant shall comply with the requirements of this section as follows:~~

~~(1) Owners of community or nontransient noncommunity waterworks that use surface water or groundwater under the direct influence of surface water and serving 10,000 or more persons shall comply with this section beginning January 1, 2002.~~

~~(2) Owners of community or nontransient noncommunity waterworks that use surface water or groundwater under the direct influence of surface water serving fewer than 10,000 persons and waterworks using only groundwater not under the direct influence of surface water shall comply with this section beginning January 1, 2004.~~

~~(3) Owners of transient noncommunity waterworks that use surface water or groundwater under the direct influence of surface water and serving 10,000 or more persons and using chlorine dioxide as a disinfectant or oxidant shall comply with any requirements for chlorine dioxide in this section beginning January 1, 2002.~~

~~(4) Owners of transient noncommunity waterworks that use surface water or groundwater under the direct influence of surface water serving fewer than 10,000 persons and using chlorine dioxide as a disinfectant or oxidant and waterworks using only groundwater not under the direct influence of surface water and using chlorine dioxide as a disinfectant or oxidant shall comply with any requirements for chlorine dioxide in this section beginning January 1, 2004.~~

~~b. Owners shall take all samples during normal operating conditions:~~

~~(1) Analysis under this section for disinfection byproducts (TTHM, HAA5, chlorite and bromate) shall be conducted by a laboratory that has received certification by EPA or the state except as noted in subdivision B 3 b (2) of this section.~~

~~(2) Measurement under this section of daily chlorite samples at the entry point to the distribution system, disinfection residuals (free chlorine, combined chlorine, total chlorine and chlorine dioxide), alkalinity, bromide, TOC, SUVA (DOC and UV₂₅₄), pH and magnesium shall be made by a party approved by the commissioner.~~

~~(3) DPD colorimetric test kits may be used to measure residual disinfectant concentrations for chlorine, chloramines and chlorine dioxide.~~

~~e. Failure to monitor in accordance with the monitoring plan required under subdivision B 3 j of this section is a monitoring violation. Failure to monitor shall be treated as a violation for the entire period covered by the annual average where compliance is based on a running annual average of monthly or quarterly samples or averages and the owner's failure to monitor makes it impossible to determine compliance with PMCLs or MRDLs.~~

~~d. Owners may use only data collected under the provisions of this section or the US EPA Information Collection Rule, 40 CFR Part 141 Subpart M, Information Collection Requirements (ICR) for Public Water Systems, to qualify for reduced monitoring.~~

~~e. TTHM/HAA5 monitoring. Owners of community or nontransient noncommunity waterworks shall monitor TTHM and HAA5~~

at the frequency indicated below, unless otherwise indicated:

(1) Running annual average monitoring requirements:

(a) Routine monitoring requirements:

(i) Owners of waterworks using surface water or groundwater under the direct influence of surface water and serving at least 10,000 persons shall collect four water samples per quarter per treatment plant. At least 25% of all samples collected each quarter shall be at locations representing maximum residence time in the distribution system. The remaining samples shall be taken at locations representative of at least average residence time in the distribution system and representative of the entire distribution system. When setting the sample locations the waterworks shall take into account number of persons served, different sources of water, and different treatment methods.

(ii) Owners of waterworks using surface water or groundwater under the direct influence of surface water and serving from 500 to 9,999 persons shall collect one sample per quarter per treatment plant. The sample location shall represent maximum residence time in the distribution system.

(iii) Owners of waterworks using surface water or groundwater under the direct influence of surface water and serving fewer than 500 persons shall collect one sample per year per treatment plant during the month of warmest water temperature. The sample location shall represent maximum residence time in the distribution system. If the sample (or average of annual samples, if more than one sample is taken) exceeds PMCL in Table 2.13, the owner shall increase monitoring to one sample per treatment plant per quarter, taken at a point reflecting the maximum residence time in the distribution system, until waterworks meets reduced monitoring criteria.

(iv) Owners of waterworks using only groundwater not under direct influence of surface water using chemical disinfectant and serving at least 10,000 persons shall collect one sample per quarter per treatment plant. The sample location shall represent maximum residence time in the distribution system.

(v) Owners of waterworks using only groundwater not under direct influence of surface water using chemical disinfectant and serving fewer than 10,000 persons shall collect one sample per year per treatment plant during the month of warmest water temperature. The sample location shall represent maximum residence time in the distribution system. If the sample (or average of annual samples, if more than one sample is taken) exceeds PMCL in Table 2.13, the owner shall increase monitoring to one sample per treatment plant per quarter, taken at a point reflecting the maximum residence time in the distribution system, until the waterworks meets the criteria for reduced monitoring found in subdivision B 3 e (1) (d) of this section.

(vi) If an owner elects to sample more frequently than the minimum required, at least 25% of all samples collected each quarter (including those taken in excess of the required frequency) shall be taken at locations that represent the maximum residence time of the water in the distribution system. The remaining samples shall be taken at locations representative of at least average residence time in the distribution system.

(vii) With prior approval of the commissioner, owners of waterworks that utilize multiple wells from a common aquifer may consider these multiple sources as one treatment plant for determining the minimum number of samples to be collected for TTHM and HAA5 analysis.

(b) After one year of routine monitoring an owner may reduce monitoring, except as otherwise provided, as follows:

(i) Owners of waterworks using surface water or groundwater under the direct influence of surface water and serving at least 10,000 persons that has a source water annual average TOC level, before any treatment, of equal to or less than 4.0 mg/L and a TTHM annual average equal to or less than 0.040 mg/L and HAA5 annual average equal to or less than 0.030 mg/L may reduce its monitoring to one sample per treatment plant per quarter at a distribution system location reflecting maximum residence time.

(ii) Owners of waterworks using surface water or groundwater under the direct influence of surface water serving from 500 to 9,999 persons that has a source water annual average TOC level, before any treatment, equal to or less than 4.0 mg/L and a TTHM annual average equal to or less than 0.040 mg/L and HAA5 annual average equal to or less than 0.030 mg/L may reduce its monitoring to one sample per treatment plant per year at a distribution system location reflecting maximum residence time during the month of warmest water temperature.

(iii) Owners of waterworks using only groundwater not under the direct influence of surface water, using chemical disinfectant and serving at least 10,000 persons that has a TTHM annual average of equal to or less than 0.040 mg/L and HAA5 annual average of equal to or less than 0.030 mg/L may reduce its monitoring to one sample per treatment plant per year at a distribution system location reflecting maximum residence time during the month of warmest water temperature.

(iv) Owners of waterworks using only groundwater not under the direct influence of surface water, using chemical disinfectant and serving fewer than 10,000 persons that has a TTHM annual average equal to or less than 0.040 mg/L and HAA5 annual average equal to or less than 0.030 mg/L for two consecutive years or TTHM annual average equal to or less than 0.020 mg/L and HAA5 annual average of equal to or less than 0.015 mg/L for one year may reduce its monitoring to one sample per treatment plant per three-year monitoring cycle at a distribution system location reflecting maximum residence time during the month of warmest water temperature, with the three-year cycle beginning on January 1 following the quarter in which the system qualifies for reduced monitoring.

(v) Owners of waterworks using surface water or groundwater under the direct influence of surface water serving fewer than 500 persons may not reduce its monitoring to less than one sample per treatment plant per year.

(vi) In order to qualify for reduced monitoring for TTHM and HAA5 under subdivision B-3-e(1)(b)(i) through (iv) of this section, owners of waterworks using surface water or groundwater under the direct influence of surface water not monitoring under the provisions of subdivision B-3(i) shall take monthly TOC samples every 30 days at a location prior to any treatment, beginning April 1, 2008. In addition to meeting other criteria for reduced monitoring in subdivision B-3-e(1)(b)(i) through (iv) of this section, the source water TOC running annual average shall be less than or equal to 4.0 mg/L (based on the most recent four quarters of monitoring) on a continuing basis at each treatment plant to reduce or remain on reduced monitoring for TTHM and HAA5. Once qualified for reduced monitoring for TTHM and HAA5 under subdivision B-3-e(1)(b)(i) through (iv) of this section, a system may reduce source water TOC monitoring to quarterly TOC samples taken every 90 days at a location prior to any treatment.

(c) Owners of waterworks on a reduced monitoring schedule may remain on that reduced schedule as long as the average of all samples taken in the year (for waterworks that must monitor quarterly) or the result of the sample (for waterworks that must monitor no more frequently than annually) is no more than 0.060 mg/L and 0.045 mg/L for TTHMs and HAA5, respectively. Owners of waterworks that do not meet these levels shall resume monitoring at the frequency identified in subdivision B-3-e(1)(a) of this section in the quarter immediately following the monitoring period in which the waterworks exceeds 0.060 mg/L or 0.045 mg/L for TTHMs and HAA5, respectively. For waterworks using only groundwater not under the direct influence of surface water and serving fewer than 10,000 persons, if either the TTHMs annual average is greater than 0.080 mg/L or the HAA5 annual average is greater than 0.060 mg/L, the owner shall go to increased monitoring identified in subdivision B-3-e(1)(a) of this section in the quarter immediately following the monitoring period in which the waterworks exceeds 0.080 mg/L or 0.060 mg/L for TTHM or HAA5 respectively.

(d) Owners of waterworks on increased monitoring may return to routine monitoring if, after at least one year of monitoring, their TTHM annual average is equal to or less than 0.060 mg/L and their HAA5 annual average is equal to or less than 0.045 mg/L.

(e) The commissioner may return a waterworks to routine monitoring at the commissioner's discretion.

(2) Initial distribution system evaluations (IDSE):

(a) This subdivision establishes monitoring and other requirements for identifying locational running annual average (LRAA) compliance monitoring locations for determining compliance with maximum contaminant levels for total trihalomethanes (TTHM) and haloacetic acids (five) (HAA5). Owners shall use an IDSE to determine locations with representative high TTHM and HAA5 concentrations throughout the distribution system. IDSEs are used in conjunction with, but separate from running annual average compliance monitoring locations, subdivision B-3-e(1)(a) of this section, to identify and select locational running annual average compliance monitoring locations, subdivision B-3-e(3) of this section.

(b) This subdivision applies to the following waterworks:

(i) Community waterworks that use a primary or residual disinfectant other than ultraviolet light or delivers water that has been treated with a primary or residual disinfectant other than ultraviolet light; or,

(ii) Nontransient noncommunity waterworks that serve at least 10,000 people and use a primary or residual disinfectant other than ultraviolet light or delivers water that has been treated with a primary or residual disinfectant other than ultraviolet light.

(c) Owners shall comply with the following schedule:

Waterworks Population	Owners shall submit a standard monitoring plan or system specific study plan ¹ or 40/30 certification ² to the commissioner by or receive very small system waiver from the commissioner.	Owners shall complete standard monitoring or system specific study by	Owners shall submit IDSE report to the commissioner by ³
Waterworks that are not part of a combined distribution system and waterworks that serve the largest population in the combined distribution system			
Equal to or greater than 100,000	October 1, 2006	September 30, 2008	January 1, 2009
50,000-99,999	April 1, 2007	March 31, 2009	July 1, 2009
10,000-49,999	October 1, 2007	September 30, 2009	January 1, 2010
Less than 10,000 (CWS Only)	April 1, 2008	March 31, 2010	July 1, 2010
Other waterworks that are part of a combined distribution system			
Wholesale waterworks or consecutive waterworks	-at the same time as the waterworks with the earliest compliance date in the combined distribution system	-at the same time as the waterworks with the earliest compliance date in the combined distribution system	-at the same time as the waterworks with the earliest compliance date in the combined distribution system

¹If, within 12 months after the date identified in this column, the commissioner does not approve the plan or notify the owner that the review has been completed; the owner may consider the submitted plan as approved. The owner shall implement the plan and shall complete standard monitoring or a system specific study no later than the date identified in the third column.

²The owner shall submit the 40/30 certification under subdivision B 3 e (2) (d) (v) of this section by the date indicated.

³If, within three months after the date identified in this column (nine months after the date identified in this column if the owner is required to comply with the schedule for waterworks populations 10,000 to 49,999), the commissioner does not approve the IDSE report or notify the owner that the review has not been completed, the owner may consider the submitted report as approved and the owner shall implement the recommended monitoring in accordance with subdivision B 3 e (3) of this section as required.

For the purpose of this schedule, the commissioner has determined that the combined distribution system does not include consecutive waterworks that receive water from a wholesale waterworks only on an emergency basis or receive less than 10% of their total water consumption from a wholesale waterworks. The commissioner has also determined that the combined distribution system does not include wholesale waterworks that deliver water to a consecutive waterworks only on an emergency basis or delivers less than 10% of the total water used by a consecutive waterworks.

(d) Owners shall conduct standard monitoring that meets the requirements in subdivision B 3 e (2) (d) (iii) of this section, or a system specific study that meets the requirements in subdivision B 3 e (2) (d) (iv) of this section, or certify to the commissioner that the waterworks meets 40/30 certification criteria under subdivision B 3 e (2) (d) (v) of this section, or qualify for a very small system waiver under subdivision B 3 e (2) (d) (vi) of this section.

(i) Owners shall have taken the full complement of routine TTHM and HAA5 compliance samples required of a waterworks based on population and source water under subdivision B 3 e (1) of this section (or the owner shall have taken the full complement of reduced TTHM and HAA5 compliance samples required of an owner based population and source water under subdivision B 3 e (1) of this section if the waterworks meet reduced monitoring criteria under subdivision B 3 e (1) of this section during the period specified in subdivision B 3 e (2) (d) (v) ((a)) of this section to meet the 40/30 certification criteria in subdivision B 3 e (2) (d) (v) of this section. Owners shall have taken TTHM and HAA5 samples under subdivision B 3 e (1) of this section to be eligible for the very small system waiver in subdivision B 3 e (2) (d) (vi) of this section.

(ii) If the owner has not taken the required samples, the owner shall conduct standard monitoring that meets the requirements in subdivision B 3 e (2) (d) (iii) of this section, or a system specific study that meets the requirements in subdivision B 3 e (2) (d) (iv) of this section.

(iii) Standard monitoring.

((a)) The standard monitoring plan shall comply with the following paragraphs ((i)) through ((iv)). Owners shall prepare and submit the standard monitoring plan to the commissioner according to the schedule in subdivision B 3 e (2) (c) of this section.

((i)) The standard monitoring plan shall include a schematic of the waterworks distribution system (including distribution system entry points and their sources, and storage facilities), with notes indicating locations and dates of all projected standard monitoring, and all projected compliance monitoring in accordance with subdivision B 3 e (1) of this section.

((ii)) The standard monitoring plan shall include justification of standard monitoring location selection and a summary of data relied on to justify standard monitoring location selection.

((iii)) The standard monitoring plan shall specify the population served and waterworks type (surface water, groundwater under the direct influence of surface water or groundwater).

((iv)) Owners shall retain a complete copy of the submitted standard monitoring plan, including any modification required by the commissioner of the standard monitoring plan, for as long as the owner is required to retain the IDSE report under subdivision B 3 e (2) (d) (iii) ((c)) ((iv)) of this section.

((b)) Owners shall monitor as indicated in the following table. Owners shall collect dual sample sets at each monitoring location. One sample in the dual sample set shall be analyzed for TTHM. The other sample in the dual sample set shall be analyzed for HAA5. Owners shall conduct one monitoring period during the peak historical month for TTHM levels or HAA5 levels or the month of warmest water temperature. Owners shall review available compliance, study, or operational data to determine the peak historical month for TTHM or HAA5 levels or warmest water temperature.

Source Water Type	Population Size Category	Monitoring Periods and Frequency of Sampling	Distribution System Monitoring Locations ¹				
			Total per monitoring period	Near Entry Points	Average Residence Time	High-TTHM Locations	High-HAA5 Locations
	Less than 500 consecutive waterworks	one (during peak historical month) ²	2	4	-	4	-
	Less than 500 nonconsecutive waterworks		2	-	-	4	4

Surface water or ground-water under the direct influence of surface water.	500-3,300 consecutive waterworks	four (every 90 days)	2	4	-	4	-
	500-3,300 nonconsecutive waterworks		2	-	-	4	4
	3,301-9,999		4	-	4	2	4
	10,000-49,999	six (every 60 days)	8	4	2	3	2
	50,000-249,999		16	3	4	5	4
	250,000-999,999		24	4	6	8	6
	1,000,000-4,999,999		32	6	8	10	8
	Equal to or greater than 5,000,000		40	8	10	12	10
Ground-water	Less than 500 consecutive waterworks	one (during peak historical month) ²	2	4	-	4	-
	Less than 500 nonconsecutive waterworks		2	-	-	4	4
	500-9,999	four (every 90 days)	2	-	-	4	4
	10,000-99,999		6	4	4	2	2
	100,000-499,999		8	4	4	3	3
	Equal to or greater than 500,000		12	2	2	4	4

¹A dual sample set (i.e., a TTHM and an HAA5 sample) shall be taken at each monitoring location during each monitoring period.

²The peak historical month is the month with the highest TTHM or HAA5 levels or the warmest water temperature.

((i)) Owners shall take samples at locations other than the existing monitoring locations used in subdivision B 3 e (1) of this section. Monitoring locations shall be distributed throughout the distribution system.

((ii)) If the number of entry points to the distribution system is fewer than the specified number of entry point monitoring locations, excess entry point samples shall be replaced equally at high TTHM and HAA5 locations. If there is an odd extra location number, the owner shall take a sample at a high TTHM location. If the number of entry points to the distribution system is more than the specified number of entry point monitoring locations, owners shall take samples at entry points to the distribution system having the highest annual water flows.

((iii)) The monitoring under subdivision B 3 e (2) (d) (iii) ((b)) of this section may not be reduced.

((e)) The IDSE report shall include the elements required in the following paragraphs. Owners shall submit the IDSE report to the commissioner according to the schedule in subdivision B 3 e (2) (c) of this section:

((i)) The IDSE report shall include all TTHM and HAA5 analytical results from compliance monitoring required under subdivision B 3 e (1) of this section and all standard monitoring conducted during the period of the IDSE as individual analytical results and LRAAs presented in a tabular or spreadsheet format acceptable to the commissioner. If changed from the standard monitoring plan submitted under subdivision B 3 e (2) (d) (iii) ((a)) of this section, the report shall also include a schematic of the distribution system, the population served, and system type (surface water, groundwater under the direct influence of surface water or groundwater).

((ii)) The IDSE report shall include an explanation of any deviations from the approved standard monitoring plan.

((iii)) Owners shall recommend and justify the compliance monitoring locations to be used in accordance with subdivision B 3 e (3) of this section and timing based on the protocol in subdivision B 3 e (2) (e) of this section.

((iv)) Owners shall retain a complete copy of the IDSE report submitted under this section for 10 years after the date the report was submitted to the commissioner. If the commissioner modifies the LRAA monitoring requirements recommended in the IDSE report or if the commissioner approves alternative monitoring locations, the owner shall keep a copy of the commissioner's notification on file for 10 years after the date of the commissioner's notification. The owner shall make the

IDSE report and any commissioner's notification available for review by the commissioner or the public.

(iv) System specific studies:

~~((a)) The system specific study plan shall be based on either existing monitoring results as required under subdivision B 3 e (2) (d) (iv) ((a)) or modeling as required under subdivision B 3 e (2) (d) (iv) ((a)) of this section. Owners shall prepare and submit the waterworks specific study plan to the commissioner according to the schedule in subdivision B 3 e (2) (c) of this section.~~

~~((i)) Existing monitoring results. Owners may comply by submitting monitoring results collected before the waterworks is required to begin monitoring under subdivision B 3 e (2) (c) of this section. The monitoring results and analysis shall meet the criteria in subdivisions ((1)) and ((2)) as follows:~~

~~((1)) Minimum requirements:~~

~~((A)) TTHM and HAA5 results shall be based on samples collected and analyzed in accordance with 12VAC5-590-440. Samples shall be collected no earlier than five years prior to the study plan submission date.~~

~~((B)) The monitoring locations and frequency shall meet the conditions identified in the following table. Each location shall be sampled once during the peak historical month for TTHM levels or HAA5 levels or the month of warmest water temperature for every 12 months of data submitted for that location. Monitoring results shall include all compliance monitoring results in accordance with subdivision B 3 e (1) of this section plus additional monitoring results as necessary to meet minimum sample requirements.~~

System Type	Population Size Category	Number of Monitoring Locations	Number of Samples	
			TTHM	HAA5
Surface water or groundwater under the direct influence of surface water	Less than 500	3	3	3
	500-3,300	3	9	9
	3,301-9,999	6	36	36
	10,000-49,999	12	72	72
	50,000-249,999	24	144	144
	250,000-999,999	36	216	216
	1,000,000-4,999,999	48	288	288
	Equal to or greater than 5,000,000	60	360	360
Groundwater	Less than 500	3	3	3
	500-9,999	3	9	9
	10,000-99,999	12	48	48
	100,000-499,999	18	72	72
	Equal to or greater than 500,000	24	96	96

~~((2)) Reporting monitoring results. Owners shall report the following information:~~

~~((A)) Owners shall report previously collected monitoring results and certify that the reported monitoring results include all compliance and non-compliance results generated during the time period beginning with the first reported result and ending with the most recent results collected in accordance with subdivision B 3 e (1) of this section.~~

~~((B)) Owners shall certify that the samples were representative of the entire distribution system and that treatment, and distribution system have not changed significantly since the samples were collected.~~

~~((C)) The study monitoring plan shall include a schematic of the distribution system (including distribution system entry points and their sources, and storage facilities), with notes indicating the locations and dates of all completed or planned system specific study monitoring.~~

~~((D)) The system specific study plan shall specify the population served and system type (surface water, groundwater under the direct influence of surface water or groundwater).~~

~~((E)) Owners shall retain a complete copy of the system specific study plan submitted, including any modification requested by the commissioner of the system specific study plan, for as long as the owner is required to retain the IDSE report under subdivision B 3 e (2) (d) (iv) ((b)) ((vii)) of this section.~~

~~((F)) If previously collected data that fully meets the number of samples required under subdivision B 3 e (2) (d) (iv) ((a)) ((i)) ((1)) ((b)) of this section and the commissioner rejects some of the data, the owner shall either conduct additional monitoring to replace rejected data on a schedule the commissioner approves or conduct standard monitoring under subdivision B 3 e (2) (d) (iii) of this section.~~

~~((ii)) Modeling. Owners may comply through analysis of an extended period simulation hydraulic model. The extended~~

period simulation hydraulic model and analysis shall meet the following criteria:

~~((1)) Minimum requirements:~~

~~((A)) The model shall simulate 24-hour variation in demand and show a consistently repeating 24-hour pattern of residence time:~~

~~((B)) The model shall represent the criteria listed in the following table:~~

75% of pipe volume;
50% of pipe length;
All pressure zones;
All 12-inch diameter and larger pipes;
All 8-inch and larger pipes that connect pressure zones, influence zones from different sources, storage facilities, major demand areas, pumps, and control valves, or are known or expected to be significant conveyors of water;
All 6-inch and larger pipes that connect remote areas of a distribution system to the main portion of the system;
All storage facilities with standard operations represented in the model; and
All active pump stations with controls represented in the model; and
All active control valves.

~~((C)) The model shall be calibrated, or have calibration plans, for the current configuration of the distribution system during the period of high TTHM formation potential. All storage facilities shall be evaluated as part of the calibration process. All required calibration shall be completed no later than 12 months after plan submission:~~

~~((2)) Reporting modeling. The system specific study plan shall include the following information:~~

~~((A)) Tabular or spreadsheet data demonstrating that the model meets requirements in subdivision B 3 e (2) (d) (iv) ((a)) ((ii)) ((1)) ((b)) of this section.~~

~~((B)) A description of all calibration activities undertaken, and if calibration is complete, a graph of predicted tank levels versus measured tank levels for the storage facility with the highest residence time in each pressure zone, and a time series graph of the residence time at the longest residence time storage facility in the distribution system showing the predictions for the entire simulation period (i.e., from time zero until the time it takes to for the model to reach a consistently repeating pattern of residence time):~~

~~((C)) Model output showing preliminary 24-hour average residence time predictions throughout the distribution system.~~

~~((D)) Timing and number of samples representative of the distribution system planned for at least one monitoring period of TTHM and HAA5 dual sample monitoring at a number of locations no less than would be required for the system under standard monitoring in subdivision B 3 e (2) (d) (iii) of this section during the historical month of high TTHM. These samples shall be taken at locations other than existing compliance monitoring locations listed in subdivision B 3 e (1) of this section.~~

~~((E)) Description of how all requirements will be completed no later than 12 months after owner submits the system specific study plan.~~

~~((F)) Schematic of the distribution system (including distribution system entry points and their sources, and storage facilities), with notes indicating the locations and dates of all completed system specific study monitoring (if calibration is complete) and all compliance monitoring listed in subdivision B 3 e (1) of this section.~~

~~((G)) Population served and system type (surface water, groundwater under the direct influence of surface water or groundwater):~~

~~((H)) Owners shall retain a complete copy of the system specific study plan submitted, including any modification recommended by the commissioner to the waterworks specific study plan, for as long as the owner is required to retain the IDSE report under subdivision B 3 e (2) (d) (iv) ((b)) ((vii)) of this section.~~

~~((3)) If an owner submits a model that does not fully meet the requirements under paragraph (iv) ((a)) ((ii)) of this section, the owners shall correct the deficiencies and respond to commissioner's inquiries concerning the model. If the owner fails to correct deficiencies or respond to inquiries to the commissioner's satisfaction, the owner shall conduct standard monitoring under subdivision B 3 e (2) (d) (iii) of this section:~~

~~((b)) The IDSE report shall include the elements required in the following paragraphs. Owners shall submit the IDSE report according to the schedule in subdivision B 3 e (2) (c) of this section.~~

~~((i)) The IDSE report shall include all TTHM and HAA5 analytical results from compliance monitoring in subdivision B 3 e (1) of this section and all system specific study monitoring conducted during the period of the system specific study presented in a tabular or spreadsheet format acceptable to the commissioner. If changed from the system specific study plan submitted under subdivision B 3 e (2) (d) (iv) ((a)) of this section, the IDSE report shall also include a schematic of the distribution system, the population served, and system type (surface water, groundwater under the direct influence of surface water or groundwater):~~

~~((ii)) Owners of waterworks using the modeling provision under subdivision B 3 e (2) (d) (iv) ((a)) ((ii)) of this section shall~~

include final information for the elements described in subdivision B 3 e (2) (d) (iv) ((a)) ((ii)) ((2)) of this section, and a 24-hour time series graph of residence time for each LRAA compliance monitoring location selected.

((iii)) The owner shall recommend and justify LRAA compliance monitoring locations and timing based on the protocol in subdivision B 3 e (2) (e) of this section.

((iv)) The IDSE report shall include an explanation of any deviations from the waterworks approved system specific study plan.

((v)) The IDSE report shall include the basis (analytical and modeling results) and justification the owner used to select the recommended LRAA monitoring locations.

((vi)) The owner may submit the IDSE report in lieu of the system specific study plan on the schedule identified in subdivision B 3 e (2) (c) of this section for submission of the system specific study plan if the owner believes the necessary information has been obtained by the time that the waterworks specific study plan is due. If the owner elects this approach, the IDSE report shall also include all information required under subdivision B 3 e (2) (d) (iv) ((a)) of this section.

((vii)) The owner shall retain a complete copy of the IDSE report submitted under this subdivision for 10 years after the date submitted. If the commissioner modifies the LRAA monitoring requirements that the owner recommended in the IDSE report or if the commissioner approves alternative monitoring locations, the owner shall keep a copy of the commissioner's notification on file for 10 years after the date of the commissioner's notification. The owner shall make the IDSE report and any notification from the commissioner available for review by the commissioner or the public.

(v) 40/30 certifications:

((a)) Eligibility. Waterworks are eligible for 40/30 certification if the waterworks had no TTHM or HAA5 monitoring violations under subdivision B 3 e (1) of this section and no individual sample exceeded 0.040 mg/L for TTHM or 0.030 mg/L for HAA5 during an eight consecutive calendar quarter period beginning no earlier than the date specified in the following table:

If the waterworks 40/30 Certification Is Due	Then the waterworks eligibility for 40/30 certification is based on eight consecutive calendar quarters of compliance monitoring under subdivision B 3 e (1) results beginning no earlier than ⁴
October 1, 2006	January 2004
April 1, 2007	January 2004
October 1, 2007	January 2005
April 1, 2008	January 2005

⁴Unless the waterworks is on reduced monitoring under subdivision B 3 e (1) of this section and was not required to monitor during the specified period. If the owner did not monitor during the specified period, the owner shall base eligibility on compliance samples taken during the 12 months preceding the specified period.

((b)) Requirements for 40/30 certification:

((i)) Certify to the commissioner that every individual compliance sample taken under subdivision B 3 e (1) of this section during the periods specified in subdivision B 3 e (2) (d) (v) ((a)) of this section were less than or equal to 0.040 mg/L for TTHM and less than or equal to 0.030 mg/L for HAA5, and that the waterworks has not had any TTHM or HAA5 monitoring violations during the period specified in subdivision ((a)).

((ii)) The commissioner may require the owner to submit compliance monitoring results, distribution system schematics, and/or recommended LRAA compliance monitoring locations in addition to the certification. If an owner fails to submit the requested information, the commissioner may require standard monitoring under subdivision B 3 e (2) (d) (iii) of this section or a system specific study under subdivision B 3 e (2) (d) (iv) of this section.

((iii)) The commissioner may still require standard monitoring under subdivision B 3 e (2) (d) (iii) or a system specific study under subdivision B 3 e (2) (d) (iv) of this section even if the waterworks meet the criteria in subdivision B 3 e (2) (d) (v) ((a)) of this section.

((iv)) The owner shall retain a complete copy of the certification submitted under this subdivision for 10 years after the date that the owner submitted the certification. The owner shall make the certification, all data upon which the certification is based, and any notification from the commissioner available for review by the commissioner or the public.

(vi) Very small system waivers:

((a)) If the waterworks serves fewer than 500 people and has taken TTHM and HAA5 samples under subdivision B 3 e (1) of this section, the owner is not required to comply with this subdivision unless the commissioner notifies the owner to conduct standard monitoring under subdivision B 3 e (2) (d) (iii) or a system specific study under subdivision B 3 e (2) (d) (iv) of this section.

((b)) If the owner has not taken TTHM and HAA5 samples under subdivision B 3 e (1) of this section or if the commissioner notifies the owner to comply with this subdivision, the owner shall conduct standard monitoring under subdivision B 3 e (2) (d) (iii) of this section or a system specific study under subdivision B 3 e (2) (d) (iv) of this section.

(e) LRAA compliance monitoring location recommendations:

(i) The IDSE report shall include recommendations and justification for where and during what month(s) TTHM and HAA5 monitoring in accordance with subdivision B 3 e (3) of this section should be conducted. These recommendations shall be based on the criteria in the paragraphs in this section:

(ii) Owners shall select the number of monitoring locations specified in the following table. These recommended locations will be used as LRAA routine compliance monitoring locations, unless the commissioner requires different or additional locations. The locations should be distributed throughout the distribution system to the extent possible:

Source Water Type	Population Size Category	Monitoring Frequency ¹	Distribution System Monitoring Location			
			Total per monitoring period ²	Highest TTHM Locations	Highest HAA5 Locations	Existing Compliance Locations in accordance with subdivision B 3 e (1)
Surface water or ground-water under the direct influence of surface water	Less than 500	per year	2	4	4	-
	500-3,300	per quarter	2	4	4	-
	3,301-9,999	per quarter	2	4	4	-
	10,000-49,999	per quarter	4	2	4	4
	50,000-249,999	per quarter	8	3	3	2
	250,000-999,999	per quarter	12	5	4	3
	1,000,000-4,999,999	per quarter	16	6	6	4
	Equal to or greater than 5,000,000	per quarter	20	8	7	5
Ground-water	Less than 500	per year	2	4	4	-
	500-9,999	per year	2	4	4	-
	10,000-99,999	per quarter	4	2	4	4
	100,000-499,999	per quarter	6	3	2	4
	Equal to or greater than 500,000	per quarter	8	3	3	2

¹All owners shall monitor during month of highest DBP concentrations:

²Owners of waterworks on quarterly monitoring (except for surface water source or GUDI source waterworks serving 500-3,300) shall take dual sample sets every 90 days at each monitoring location. Groundwater source waterworks serving 500-9,999 (on annual monitoring) shall take dual sample sets annually at each monitoring location. Waterworks serving fewer than 500 and surface water source or GUDI source waterworks serving 500-3,300 shall take individual TTHM and HAA5 samples (instead of a dual sample set) at the locations with the highest TTHM and HAA5 concentrations, respectively. Waterworks serving fewer than 500 shall sample annually and surface water source or GUDI source systems serving 500-3,300 shall sample every 90 days. Only one location with a dual sample set per monitoring period is needed if highest TTHM and HAA5 concentrations occur at the same location (and month, if monitoring annually):

(iii) Owners shall recommend LRAA compliance monitoring locations based on standard monitoring results, system specific study results, and compliance monitoring results under subdivision B 3 e (1) of this section. Owners shall follow the protocol in subdivision B 3 e (2) (e) (iii) ((a)) through ((h)) of this section. If required to monitor at more than eight locations, the owner shall repeat the protocol as necessary. If an owner does not have existing compliance monitoring results under subdivision B 3 e (1) of this section or if the owner does not have enough existing compliance monitoring results under subdivision B 3 e (1) of this section, the owner shall repeat the protocol, skipping the provisions of subdivision B 3 e (2) (e) (iii) ((c)) and ((g)) of this section as necessary, until the owner has identified the required total number of monitoring locations:

((a)) Location with the highest TTHM LRAA not previously selected as a LRAA monitoring location:

((b)) Location with the highest HAA5 LRAA not previously selected as a LRAA monitoring location:

((c)) Existing average residence time compliance monitoring location under subdivision B 3 e (1) of this section (maximum residence time compliance monitoring location for ground water systems) with the highest HAA5 LRAA not previously selected as a LRAA monitoring location:

((d)) Location with the highest TTHM LRAA not previously selected as a LRAA monitoring location:

((e)) Location with the highest TTHM LRAA not previously selected as a LRAA monitoring location:

((f)) Location with the highest HAA5 LRAA not previously selected as a LRAA monitoring location:

~~((g)) Existing average residence time compliance monitoring location under subdivision B 3 e (1) of this section (maximum residence time compliance monitoring location for ground water systems) with the highest TTHM LRAA not previously selected as a LRAA monitoring location.~~

~~((h)) Location with the highest HAA5 LRAA not previously selected as a LRAA monitoring location.~~

~~(iv) An owner may recommend locations other than those specified in subdivision B 3 e (2) (e) (iii) of this section if the owner includes a rationale for selecting other locations. If the commissioner approves the alternate locations, the owners shall monitor at these locations to determine compliance under subdivision B 3 e (3) of this section.~~

~~(v) The recommended schedule shall include LRAA monitoring during the peak historical month for TTHM and HAA5 concentration, unless the commissioner approves another month. Once the owner has identified the peak historical month, and if the owner is required to conduct routine monitoring at least quarterly, the owner shall schedule LRAA compliance monitoring at a regular frequency of every 90 days or fewer.~~

~~(f) The owner shall use only the analytical methods specified in 12VAC5-590-440, or otherwise approved by EPA for monitoring, to demonstrate compliance.~~

~~(g) IDSE results will not be used for the purpose of determining compliance with MCLs in Table 2.13.~~

~~(3) Locational running annual average monitoring requirements.~~

~~(a) This subdivision establishes monitoring and other requirements for achieving compliance with maximum contaminant levels based on locational running annual averages (LRAA) for total trihalomethanes (TTHM) and haloacetic acids (five) (HAA5), and for achieving compliance with maximum residual disinfectant residuals for chlorine and chloramines for certain consecutive waterworks.~~

~~(b) This subdivision applies to community waterworks or nontransient noncommunity waterworks that uses a primary or residual disinfectant other than ultraviolet light or delivers water that has been treated with a primary or residual disinfectant other than ultraviolet light.~~

~~(c) Owner shall comply on the schedule in the following table based on the type of waterworks:~~

Type of Waterworks	Waterworks shall comply with Locational Running Average monitoring by: ¹
Waterworks that are not part of a combined distribution system and waterworks that serve the largest population in the combined distribution system	
Waterworks serving equal to or greater than 100,000	April 1, 2012
Waterworks serving 50,000-99,999	October 1, 2012
Waterworks serving 10,000-49,999	October 1, 2013
Waterworks serving less than 10,000	October 1, 2013 if no Cryptosporidium monitoring is required under 12VAC5-590-420 B 3 a (1) (e) or October 1, 2014 if Cryptosporidium monitoring is required under 12VAC5-590-420 B 3 a (1) (e)
Other waterworks that are part of a combined distribution system	
Consecutive waterworks or wholesale waterworks	-at the same time as the waterworks with the earliest compliance date in the combined distribution system

¹The commissioner may grant up to an additional 24 months for compliance with MCLs and operational evaluation levels if the waterworks require capital improvements to comply with an MCL:

~~(i) Waterworks monitoring frequency is specified in subdivision B 3 e (3) (d) (ii) of this section.~~

~~((a)) Owners of waterworks required to conduct quarterly monitoring shall begin monitoring in the first full calendar quarter that includes the compliance date in the table in subdivision B 3 e (3) (c) of this section.~~

~~((b)) Owners of waterworks required to conduct monitoring at a frequency that is less than quarterly shall begin monitoring in the calendar month recommended in the IDSE report prepared under subdivision B 3 e (2) (d) (iii) or subdivision B 3 e (2) (d) (iv) of this section or the calendar month identified in the LRAA monitoring plan developed under subdivision B 3 e (3) (c) of this section no later than 12 months after the compliance date in the table in subdivision B 3 e (3) (c) of this section.~~

~~(ii) Owners of waterworks required to conduct quarterly monitoring shall make compliance calculations at the end of the fourth calendar quarter that follows the compliance date and at the end of each subsequent quarter (or earlier if the LRAA calculated based on fewer than four quarters of data would cause the MCL to be exceeded regardless of the monitoring results of subsequent quarters). Owners of waterworks required to conduct monitoring at a frequency that is less than quarterly shall make compliance calculations beginning with the first compliance sample taken after the compliance date.~~

~~(iii) For the purpose of the schedule in subdivision B 3 e (3) (c) of this section, the commissioner has determine that the combined distribution system does not include consecutive waterworks that receive water from a wholesale waterworks only~~

on an emergency basis or receive less than 10% of their total water consumption from a wholesale waterworks. The commissioner has also determine that the combined distribution system does not include wholesale waterworks which deliver water to a consecutive waterworks only on an emergency basis or deliver less than 10% of the total water used by a consecutive waterworks.

(d) Routine monitoring:

(i) Owners submitting an IDSE report shall begin monitoring at the locations and months the owner recommended in the IDSE report submitted under subdivision B 3 e (2) (e) of this section following the schedule in subdivision B 3 e (3) (c) of this section, unless the commissioner requires other locations or additional locations after review. If the owner submitted a 40/30 certification under subdivision B 3 e (2) (d) (v) of this section or the waterworks qualified for a very small system waiver under subdivision B 3 e (2) (d) (vi) of this section or the waterworks is a nontransient noncommunity waterworks serving less than 10,000, the owner shall monitor at the location(s) and dates identified in the monitoring plan in subdivision B 3 j of this section, updated as required by subdivision B 3 e (3) (e) of this section:

(ii) Owners shall monitor at no fewer than the number of locations identified in the following table:

Source Water Type	Population Size Category	Monitoring Frequency ¹	Distribution System Monitoring Location Total per Monitoring Period ²
Surface water or groundwater under the direct influence of surface water	Less than 500	per year	2
	500-3,300	per quarter	2
	3,301-9,999	per quarter	2
	10,000-49,999	per quarter	4
	50,000-249,999	per quarter	8
	250,000-999,999	per quarter	12
	1,000,000-4,999,999	per quarter	16
	Equal to or greater than 5,000,000	per quarter	20
Groundwater	Less than 500	per year	2
	500-9,999	per year	2
	10,000-99,999	per quarter	4
	100,000-499,999	per quarter	6
	Equal to or greater than 500,000	per quarter	8

¹All owners shall monitor during month of highest DBP concentrations.

²Owners of waterworks on quarterly monitoring (except for surface water source or GUDI source waterworks serving 500-3,300) shall take dual sample sets every 90 days at each monitoring location. Groundwater source waterworks serving 500-9,999 (on annual monitoring) shall take dual sample sets annually at each monitoring location. Waterworks serving fewer than 500 and surface water source or GUDI source waterworks serving 500-3,300 shall take individual TTHM and HAA5 samples (instead of a dual sample set) at the locations with the highest TTHM and HAA5 concentrations, respectively. Waterworks serving fewer than 500 shall sample annually and surface water source or GUDI source systems serving 500-3,300 shall sample every 90 days. Only one location with a dual sample set per monitoring period is needed if highest TTHM and HAA5 concentrations occur at the same location (and month, if monitoring annually):

(iii) Owners of waterworks not using disinfection that begin using a disinfectant other than UV light after the dates in subdivision B 3 e (2) of this section for complying with the IDSE requirements shall consult with the commissioner to identify compliance monitoring locations. Owners shall then develop a monitoring plan under subdivision B 3 e (3) (e) of this section that includes those monitoring locations:

(iv) Owners shall use an approved method listed in 12VAC5-590-440 for TTHM and HAA5 analyses. Analyses shall be conducted by laboratories that have received certification by EPA or DCLS as specified in 12VAC5-590-440:

(e) Monitoring plan:

(i) Owners shall develop and implement a monitoring plan to be kept on file for review by the commissioner and the public. The monitoring plan shall be completed no later than the date the owner conducts the initial monitoring and contain:

((a)) Monitoring locations;

((b)) Monitoring dates; and

((c)) Compliance calculation procedures:

(ii) If the owner was not required to submit an IDSE report under either subdivision B 3 e (2) (d) (iii) or subdivision B 3 e (2)

(d) (iv) of this section, and the waterworks did not have sufficient monitoring locations under subdivision B 3 e (1) of this section to identify the required number of LRAA compliance monitoring locations indicated in subdivision B 3 e (2) (e) (ii) of this section, the owner shall identify additional locations by alternating selection of locations representing high TTHM levels and high HAA5 levels until the required number of compliance monitoring locations have been identified. The owner shall also provide the rationale for identifying the locations as having high levels of TTHM or HAA5. If the waterworks has more monitoring locations under subdivision B 3 e (1) of this section than required for LRAA compliance monitoring in subdivision B 3 e (2) (e) (ii) of this section, the owner shall identify which locations the waterworks will use for LRAA compliance monitoring by alternating selection of locations representing high TTHM levels and high HAA5 levels until the required number of LRAA compliance monitoring locations have been identified.

(iii) Owners of waterworks using surface water or groundwater under the direct influence of surface water serving more than 3,300 people shall submit a copy of the monitoring plan to the commissioner prior to the date the waterworks conducts the initial monitoring, unless the IDSE report submitted under subdivision B 3 e (2) of this section contains all the information required by this section.

(iv) Owners may revise the monitoring plan to reflect changes in treatment, distribution system operations and layout (including new service areas), or other factors that may affect TTHM or HAA5 formation, or for reasons approved by the commissioner, after consultation with the commissioner regarding the need for changes and the appropriateness of the changes. If the owner changes monitoring locations, the owner shall replace existing compliance monitoring locations with the lowest LRAA with new locations that reflect the current distribution system locations with expected high TTHM or HAA5 levels. The commissioner may also require modifications in the monitoring plan. Owners of waterworks using surface water or groundwater under the direct influence of surface water serving more than 3,300 people shall submit a copy of the modified monitoring plan to the commissioner prior to the date the owner is required to comply with the revised monitoring plan.

(f) Reduced monitoring

(i) Owners may reduce monitoring to the level specified in the following table any time the LRAA is less than or equal to 0.040 mg/L for TTHM and less than or equal to 0.030 mg/L for HAA5 at all monitoring locations. Owners may only use data collected under the provisions of this subdivision or subdivision B 3 e (1) of this section to qualify for reduced monitoring. In addition, the source water annual average TOC level, before any treatment, shall be less than or equal to 4.0 mg/L at each treatment plant treating surface water or ground water under the direct influence of surface water, based on monitoring conducted under either subdivision B 3 e (1) (b) (vi) or B 3 i of this section.

Source Water Type	Population Size Category	Monitoring Frequency [†]	Distribution System Monitoring Location per Monitoring Period
Surface water or ground water under the direct influence of surface water	Less than 500	-	monitoring may not be reduced
	500-3,300	per year	1 TTHM and 1 HAA5 sample: one at the location and during the quarter with the highest TTHM single measurement, one at the location and during the quarter with the highest HAA5 single measurement; 1 dual sample set per year if the highest TTHM and HAA5 measurements occurred at the same location and quarter.
	3,301-9,999	per year	2 dual sample sets: one at the location and during the quarter with the highest TTHM single measurement, one at the location and during the quarter with the highest HAA5 single measurement
	10,000-49,999	per quarter	2 dual sample sets at the locations with the highest TTHM and highest HAA5 LRAAs
	50,000-249,999	per quarter	4 dual sample sets – at the locations with the two highest TTHM and two highest HAA5 LRAAs
	250,000-999,999	per quarter	6 dual sample sets – at the locations with the three highest TTHM and three highest HAA5 LRAAs
	1,000,000-4,999,999	per quarter	8 dual sample sets – at the locations with the four highest TTHM and four highest HAA5 LRAAs
	Equal to or greater than 5,000,000	per quarter	10 dual sample sets – at the locations with the five highest TTHM and five highest HAA5 LRAAs
	Less than 500	every third year	1 TTHM and 1 HAA5 sample: one at the location and during the quarter with the highest TTHM single measurement, one at the location and during the quarter with the highest HAA5 single measurement; 1 dual sample set per year if the highest

Groundwater			TTHM and HAA5 measurements occurred at the same location and quarter.
	500-9,999	per year	1 TTHM and 1 HAA5 sample: one at the location and during the quarter with the highest TTHM single measurement, one at the location and during the quarter with the highest HAA5 single measurement; 1 dual sample set per year if the highest TTHM and HAA5 measurements occurred at the same location and quarter.
	10,000-99,999	per year	2 dual sample sets: one at the location and during the quarter with the highest TTHM single measurement, one at the location and during the quarter with the highest HAA5 single measurement
	100,000-499,999	per quarter	2 dual sample sets; at the locations with the highest TTHM and highest HAA5 LRAAs
	Equal to or greater than 500,000	per quarter	4 dual sample sets at the locations with the two highest TTHM and two highest HAA5 LRAAs

⁴Owners of waterworks on quarterly monitoring shall take dual sample sets every 90 days:

(ii) owners may remain on reduced monitoring as long as the TTHM LRAA is less than or equal to 0.040 mg/L and the HAA5 LRAA is less than or equal to 0.030 mg/L at each monitoring location (for waterworks with quarterly reduced monitoring) or each TTHM sample is less than or equal to 0.060 mg/L and each HAA5 sample is less than or equal to 0.045 mg/L (for waterworks with annual or less frequent monitoring). In addition, the source water annual average TOC level, before any treatment, shall be less than or equal to 4.0 mg/L at each treatment plant treating surface water or ground water under the direct influence of surface water, based on monitoring conducted under either subdivision B 3 e (1) (b) (vi) or B 3 i of this section.

(iii) If the LRAA based on quarterly monitoring at any monitoring location exceeds either 0.040 mg/L for TTHM or 0.030 mg/L for HAA5 or if the annual (or less frequent) sample at any location exceeds either 0.060 mg/L for TTHM or 0.045 mg/L for HAA5, or if the source water annual average TOC level, before any treatment, is greater than 4.0 mg/L at any treatment plant treating surface water or ground water under the direct influence of surface water, the owner shall resume routine monitoring under subdivision B 3 e (3) (d) of this section or begin increased monitoring if subdivision B 3 e (3) (g) of this section applies.

(iv) The commissioner may return the waterworks to routine monitoring at the commissioner's discretion.

(v) A waterworks may remain on reduced monitoring after the dates identified in subdivision B 3 e (3) (c) of this section for compliance with this section only if the waterworks qualifies for a 40/30 certification under subdivision B 3 e (2) (d) (v) of this section or has received a very small system waiver under subdivision B 3 e (2) (d) (vi) of this section, plus the waterworks meets the reduced monitoring criteria in subdivision B 3 e (3) (f) of this section, and the owner did not change or add monitoring locations from those used for compliance monitoring under subdivision B 3 e (1) of this section. If the monitoring locations under this subdivision differ from the monitoring locations under subdivision B 3 e (1) of this section, the owner may not remain on reduced monitoring after the dates identified in subdivision B 3 e (3) (c) of this section for compliance with this subdivision.

(vi) Owners shall use an approved method listed in 12VAC5-590-440 for TTHM and HAA5 analyses. Analyses shall be conducted by laboratories that have received certification by EPA or DCLS as specified in 12VAC5-590-440.

(g) Increased Monitoring

(i) Owners of waterworks required to monitor at a particular location annually or less frequently than annually under subdivision B 3 e (3) (d) or subdivision B 3 e (3) (f) of this section, shall increase monitoring to dual sample sets once per quarter (taken every 90 days) at all locations if a TTHM sample is greater than 0.080 mg/L or a HAA5 sample is greater than 0.060 mg/L at any location.

(ii) A waterworks is in violation of the MCL when the LRAA exceeds the MCLs in Table 2.13, calculated based on four consecutive quarters of monitoring (or the LRAA calculated based on fewer than four quarters of data if the MCL would be exceeded regardless of the monitoring results of subsequent quarters). Waterworks are in violation of the monitoring requirements for each quarter that a monitoring result would be used in calculating an LRAA if the owner fails to monitor.

(iii) Owners may return to routine monitoring once the waterworks has conducted increased monitoring for at least four consecutive quarters and the LRAA for every monitoring location is less than or equal to 0.060 mg/L for TTHM and less than or equal to 0.045 mg/L for HAA5.

(iv) Owners of waterworks on increased monitoring under subdivision e (1) in this section shall remain on increased monitoring until the waterworks qualify for a return to routine monitoring under subdivision B 3 e (3) (g) (iii) of this section. The owner shall conduct increased monitoring under subdivision B 3 e (3) (g) of this section at the monitoring locations in the monitoring plan developed under subdivision B 3 e (3) (e) of this section beginning at the date identified in subdivision B

~~3 e (3) (c) of this section for compliance with this subdivision and remain on increased monitoring until the waterworks qualifies for a return to routine monitoring under subdivision B 3 e (3) (g) (iii) of this section.~~

~~(v) Owners shall use an approved method listed in 12VAC5-590-440 for TTHM and HAA5 analyses. Analyses shall be conducted by laboratories that have received certification by EPA or DCLS as specified in 12VAC5-590-440.~~

~~f. Chlorite. Owners of community and nontransient noncommunity waterworks using chlorine dioxide, for disinfection or oxidation, shall conduct monitoring for chlorite.~~

~~(1) Routine monitoring.~~

~~(a) Daily monitoring. Owners shall take daily samples at the entrance to the distribution system. For any daily sample that exceeds the chlorite PMCL in Table 2.13, the owner shall take additional samples in the distribution system the following day at the locations required by subdivision B 3 f (1) (c) of this section, in addition to the sample required at the entrance to the distribution system.~~

~~(b) Monthly monitoring. Owners shall take a three-sample set each month in the distribution system. The owner shall take one sample at each of the following locations: near the first customer, at a location representative of average residence time, and at a location reflecting maximum residence time in the distribution system. Any additional routine sampling shall be conducted in the same manner (as three-sample sets, at the specified locations). The owner may use the results of additional monitoring conducted under subdivision B 3 f (1) (c) of this section to meet the requirement for monitoring in this paragraph.~~

~~(c) Additional monitoring requirements. On each day following a routine sample monitoring result that exceeds the chlorite PMCL in Table 2.13 at the entrance to the distribution system, the owner is required to take three chlorite distribution system samples at the following locations: as close to the first customer as possible, in a location representative of average residence time, and as close to the end of the distribution system as possible (reflecting maximum residence time in the distribution system).~~

~~(2) Reduced monitoring.~~

~~(a) Chlorite monitoring at the entrance to the distribution system required by subdivision B 3 f (1) (a) of this section may not be reduced.~~

~~(b) Chlorite monitoring in the distribution system required by subdivision B 3 f (1) (b) of this section may be reduced to one three-sample set per quarter after one year of monitoring where no individual chlorite sample taken in the distribution system under subdivision B 3 f (1) (b) of this section has exceeded the chlorite PMCL in Table 2.13 and the owner has not been required to conduct monitoring under subdivision B 3 f (1) (c) of this section. The owner may remain on the reduced monitoring schedule until either any of the three individual chlorite samples taken quarterly in the distribution system under subdivision B 3 f (1) (b) of this section exceeds the chlorite PMCL or the owner is required to conduct monitoring under subdivision B 3 f (1) (c) of this section, at which time the owner shall revert to routine monitoring.~~

~~g. Bromate.~~

~~(1) The owner of a community or nontransient noncommunity waterworks treatment plant using ozone, for disinfection or oxidation, shall take one sample per month and analyze it for bromate. The owner shall take samples monthly at the entrance to the distribution system while the ozonation system is operating under normal conditions.~~

~~(2) Reduced monitoring.~~

~~(a) Until March 31, 2009, owners of waterworks required to analyze for bromate may reduce monitoring from monthly to quarterly, if the waterworks average source water bromide concentration is less than 0.05 mg/L based on representative monthly bromide measurements for one year. The owner may remain on reduced bromate monitoring until the running annual average source water bromide concentration, computed quarterly, is equal to or greater than 0.05 mg/L based on representative monthly measurements. If the running annual average source water bromide concentration is equal to or greater than 0.05 mg/L, the owner shall resume routine monitoring required by subdivision B 3 g (1) of this section in the following month.~~

~~(b) Beginning April 1, 2009, owners may no longer use the provisions of subdivision B 3 g (2) (a) of this section to qualify for reduced monitoring. An owner required to analyze for bromate may reduce monitoring from monthly to quarterly, if the waterworks running annual average bromate concentration is equal to or less than 0.0025 mg/L based on monthly bromate measurements under subdivision B 3 g (1) of this section for the most recent four quarters, with samples analyzed in accordance with 12VAC5-590-440. If a waterworks has qualified for reduced bromate monitoring under subdivision B 3 g (2) (a) of this section, the owner may remain on reduced monitoring as long as the running annual average of quarterly bromate samples is equal to or less than 0.0025 mg/L based on samples analyzed in accordance with 12VAC5-590-440. If the running annual average bromate concentration is greater than 0.0025 mg/L, the owner shall resume routine monitoring required by subdivision B 3 g (1) of this section.~~

~~(3) Bromide. Owners of waterworks required to analyze for bromate may reduce bromate monitoring from monthly to once per quarter, if the owner demonstrates that the average source water bromide concentration is less than 0.05 mg/L based upon representative monthly measurements for one year. The owner shall continue bromide monitoring to remain on reduced bromate monitoring.~~

~~h. Monitoring requirements for disinfectant residuals.~~

(1) Chlorine and chloramines:

(a) Owners of waterworks that use chlorine or chloramines shall measure the residual disinfectant level in the distribution system at the same point in the distribution system and at the same time as total coliforms are sampled, as specified in subsection A. Owners of waterworks that use surface water or groundwater under the direct influence of surface water may use the results of residual disinfectant concentration sampling found in subdivision B 7 c (1) of this section in lieu of taking separate samples.

(b) Residual disinfectant level monitoring may not be reduced.

(2) Chlorine dioxide:

(a) Owners of waterworks that use chlorine dioxide for disinfection or oxidation shall take daily samples at the entrance to the distribution system. For any daily sample that exceeds the MRDL in Table 2.12, the owner shall take samples in the distribution system the following day at the locations required by subdivision B 3 h (2) (b) of this section, in addition to the sample required at the entrance to the distribution system.

(b) On each day following a routine sample monitoring result that exceeds the MRDL in Table 2.12, the owner is required to take three chlorine dioxide distribution system samples. If chlorine dioxide or chloramines are used to maintain a disinfectant residual in the distribution system, or if chlorine is used to maintain a disinfectant residual in the distribution system and there are no disinfection addition points after the entrance to the distribution system (i.e., no booster chlorination), the owner shall take three samples as close to the first customer as possible, at intervals of at least six hours. If chlorine is used to maintain a disinfectant residual in the distribution system and there are one or more disinfection addition points after the entrance to the distribution system (i.e., booster chlorination), the owner shall take one sample at each of the following locations: as close to the first customer as possible, in a location representative of average residence time, and as close to the end of the distribution system as possible (reflecting maximum residence time in the distribution system).

(c) Chlorine dioxide monitoring may not be reduced.

i. Monitoring requirements for disinfection byproduct precursors (DBPP):

(1) Owners of community or nontransient noncommunity waterworks using surface water or groundwater under the direct influence of surface water and using conventional filtration treatment (as defined in 12VAC5-590-10) shall monitor each treatment plant for TOC no later than the point of combined filter effluent turbidity monitoring and representative of the treated water. All owners required to monitor under subdivision (B 3 i (1)) shall also monitor for TOC in the source water prior to any treatment at the same time as monitoring for TOC in the treated water. These samples (source water and treated water) are referred to as paired samples. At the same time as the source water sample is taken, all owners shall monitor for alkalinity in the source water prior to any treatment. Owners shall take one paired sample and one source water alkalinity sample per month per plant at a time representative of normal operating conditions and influent water quality.

(2) Owners of community or nontransient noncommunity waterworks that use surface water or groundwater under the direct influence of surface water with an average treated water TOC of less than 2.0 mg/L for two consecutive years, or less than 1.0 mg/L for one year, may reduce monitoring for both TOC and alkalinity to one paired sample and one source water alkalinity sample per plant per quarter. The owners shall revert to routine monitoring in the month following the quarter when the annual average treated water TOC equal to or greater than 2.0 mg/L.

j. The owner of each waterworks required to monitor under subdivision B 3 of this section shall develop and implement a monitoring plan. The owner shall maintain the plan and make it available for inspection by the commissioner and the general public no later than 30 days following the applicable compliance dates in subdivision B 3 a of this section. The owners of all community or nontransient noncommunity waterworks that use surface water or groundwater under the direct influence of surface water serving more than 3,300 people shall submit a copy of the monitoring plan to the commissioner no later than the date of the first report required under 12VAC5-590-530 A. The commissioner may also require the plan to be submitted by any other owner. After review, the commissioner may require changes in any plan elements. The plan shall include at least the following elements:

(1) Specific locations and schedules for collecting samples for any parameters included in subdivision B 3 of this section.

(2) How the owner will calculate compliance with PMCLs, MRDLs, and treatment techniques.

(3) The sampling plan for a consecutive waterworks shall reflect the entire consecutive distribution system.

4. Unregulated contaminants (UCs). Owners of all community and nontransient noncommunity waterworks shall sample for the contaminants listed in Table 2.6 and Table 2.7 as follows:

a. Table 2.6—Group A

(1) Owners of waterworks that use a surface water source in whole or in part shall sample at the entry points to the distribution system which is representative of each source, after treatment (hereafter called a sampling point). The minimum number of samples is one year of consecutive quarterly samples per sampling point beginning in accordance with Table 2.8:

(2) Owners of waterworks that use groundwater shall sample at points of entry to the distribution system which is representative of each source (hereafter called a sampling point). The minimum number of samples is one sample per sampling point beginning in accordance with Table 2.8.

(3) The commissioner may require a confirmation sample for positive or negative results.

(4) Owners of waterworks serving less than 150 connections may inform the commissioner, in writing, that their waterworks

is available for sampling instead of performing the required sampling.

(5) All waterworks required to sample under this section shall repeat the sampling at least every five years.

b. Table 2.6—Group B and Table 2.7

(1) The owner of each community and nontransient noncommunity waterworks shall take four consecutive quarterly samples at the entry points to the distribution system which is representative of each source (hereafter called a sampling point) for each contaminant listed in Table 2.6 Group B and report the results to the commissioner. Monitoring shall be completed by December 31, 1995.

(2) The owner of each community and nontransient noncommunity waterworks shall take one sample at each sampling point for each contaminant listed in Table 2.7 and report the results to the commissioner. Monitoring shall be completed by December 31, 1995.

(3) The owner of each community and nontransient noncommunity waterworks may apply to the commissioner for a waiver from the monitoring requirements of subdivisions B 4 b (1) and (2) of this section for the contaminants listed in Table 2.6 Group B and Table 2.7.

(4) The commissioner may grant a waiver for the requirement of subdivision B 4 b (1) of this section based on the criteria specified in subdivision B 2 f of this section. The commissioner may grant a waiver from the requirement of subdivision B 4 b (2) of this section if previous analytical results indicate contamination would not occur, provided this data was collected after January 1, 1990.

(5) If the waterworks utilizes more than one source and the sources are combined before distribution, the owner shall sample at an entry point to the distribution system during periods of normal operating conditions (i.e., when water is representative of all sources being used).

(6) The commissioner may require a confirmation sample for positive or negative results.

(7) Instead of performing the monitoring required by this section, the owner of a community waterworks or nontransient noncommunity waterworks serving fewer than 150 service connections may send a letter to the commissioner stating that the waterworks is available for sampling. This letter shall be sent to the commissioner by January 1, 1994. The owner shall not send such samples to the commissioner unless requested to do so by the commissioner.

(8) All waterworks required to sample under this subdivision shall repeat the sampling at least every five years.

5. Reserved.

6. Reserved.

7. Monitoring filtration and disinfection:

a. The owner of a waterworks that uses a surface water source or a groundwater source under the direct influence of surface water and provides filtration treatment shall monitor in accordance with this section beginning June 29, 1993, or when filtration is installed, whichever is later.

b. Turbidity measurements as required by 12VAC5-590-370 C shall be performed on representative samples of the filtered water every four hours (or more frequently) that the waterworks serves water to the public. An owner may substitute continuous turbidity monitoring for grab sample monitoring if it validates the continuous measurement for accuracy on a regular basis using a protocol approved by the commissioner. For any waterworks using slow sand filtration or filtration treatment other than conventional treatment, direct filtration, or diatomaceous earth filtration, the office may reduce the sampling frequency to once per day if it determines that less frequent monitoring is sufficient to indicate effective filtration performance. For waterworks serving 500 or fewer persons, the commissioner may reduce the turbidity sampling frequency to once per day, regardless of the type of filtration treatment used, if the commissioner determines that less frequent monitoring is sufficient to indicate effective filtration performance.

(1) In addition to the above, as of January 1, 2001, waterworks serving at least 10,000 people and as of January 1, 2005, waterworks serving less than 10,000 people supplied by surface water or groundwater under the direct influence of surface water using conventional filtration treatment or direct filtration shall conduct continuous monitoring of turbidity for each individual filter, using an approved method in 12VAC5-590-440. The turbidimeter shall be calibrated using the procedure specified by the manufacturer. The owner shall record the results of individual filter turbidity monitoring every 15 minutes.

(2) If there is a failure in the continuous turbidity monitoring equipment, the owner shall conduct grab sampling every four hours in lieu of continuous monitoring but for no more than five working days (for waterworks serving at least 10,000 people) or 14 days (for waterworks serving less than 10,000 people) following the failure of the equipment.

(3) If a waterworks serving less than 10,000 people consists of two or fewer filters, continuous monitoring of the combined filter effluent may be used in lieu of individual filter monitoring.

c. The residual disinfectant concentration of the water entering the distribution system shall be monitored continuously, and the lowest value shall be recorded each day, except that if there is a failure in the continuous monitoring equipment, grab sampling every four hours may be conducted in lieu of continuous monitoring, but for no more than five working days following the failure of the equipment, and owners of waterworks serving 3,300 or fewer persons may take grab samples in lieu of continuous monitoring on an ongoing basis at the frequencies each day prescribed below:

Table 2.5

Grab Sample Monitoring Frequency

Waterworks Size By Population	Samples/Day ¹
500 or less	1
501 to 1,000	2
1,000 to 2,500	3
2,501 to 3,300	4

¹The day's samples cannot be taken at the same time. The sampling intervals are subject to commissioner's review and approval. If at any time the residual disinfectant concentration falls below 0.2 mg/L in a waterworks using grab sampling in lieu of continuous monitoring, the waterworks owner shall take a grab sample every four hours until the residual disinfectant concentration is equal to or greater than 0.2 mg/L.

(1) The residual disinfectant concentration shall be measured at least at the same points in the distribution system and at the same time as total coliforms are sampled, as specified in subsection A of this section, except that the district engineer may allow an owner which uses both a surface water source or a groundwater source under direct influence of surface water, and a groundwater source to take disinfectant residual samples at points other than the total coliform sampling points if the division determines that such points are more representative of treated (disinfected) water quality within the distribution system. Heterotrophic bacteria, measured as heterotrophic plate count (HPC) as specified in 12VAC5-590-420 B may be measured in lieu of residual disinfectant concentration.

(2) If the commissioner determines, based on site-specific considerations, that a waterworks has no means for having a sample transported and analyzed for HPC by a certified laboratory under the requisite time and temperature conditions and that the waterworks is providing adequate disinfection in the distribution system, the requirements of subdivision B 7 b (1) of this section do not apply to that waterworks:

d. The following information on the samples taken in the distribution system in conjunction with total coliform monitoring pursuant to 12VAC5-590-420 B shall be reported monthly to the district engineer by the owner:

- (1) Number of instances where the residual disinfectant concentration is measured;
- (2) Number of instances where the residual disinfectant concentration is not measured but HPC is measured;
- (3) Number of instances where the residual disinfectant concentration is measured but not detected and no HPC is measured;
- (4) Number of instances where no residual disinfectant concentration is detected and where the HPC is greater than 500/mL;
- (5) Number of instances where the residual disinfectant concentration is not measured and HPC is greater than 500/mL.

(6) For the current and previous month the waterworks serves water to the public, the value of "V" in percent in the following formula:

$$V = (c + d + e) / (a + b) \times 100$$

where

- a = the value in subdivision B 7 d (1) of this section;
- b = the value in subdivision B 7 d (2) of this section;
- c = the value in subdivision B 7 d (3) of this section;
- d = the value in subdivision B 7 d (4) of this section;
- e = the value in subdivision B 7 d (5) of this section;

(7) If the commissioner determines, based on site-specific considerations, that an owner has no means for having a sample transported and analyzed for HPC by a certified laboratory within the requisite time and temperature conditions and that the waterworks is providing adequate disinfection in the distribution system, the requirements of subdivision B 7 c (1) of this section do not apply.

e. An owner need not report the data listed in 12VAC5-590-530 E 2 a if all data listed in 12VAC5-590-530 E 2 a through E 2 c remain on file at the waterworks and the district engineer determines that the owner has submitted all the information required by 12VAC5-590-530 E 2 a through c for at least 12 months.

8. Operational. Owners may be required by the commissioner to collect additional samples to provide quality control for any treatment processes that are employed:

C. Physical. All samples for turbidity analysis shall be taken at a representative entry point or points to the water distribution system unless otherwise specified. Turbidity samples shall be analyzed in accordance with 12VAC5-590-480 B 1 a, at least once per day at all waterworks that use surface water sources or groundwater sources under the direct influence of surface water.

D. Radiological. The location of sampling points, the radionuclides measured in community waterworks, the frequency, and the timing of sampling within each compliance period shall be established or approved by the commissioner. The commissioner may increase required monitoring where necessary to detect variations within the waterworks. Failure to comply with the sampling

schedules in this section will require public notification pursuant to 12VAC5-590-540.

Community waterworks owners shall conduct monitoring to determine compliance with the PMCLs in Table 2.5 and 12VAC5-590-400 in accordance with this section:

1. Monitoring and compliance requirements for gross alpha particle activity, radium-226, radium-228, and uranium:

a. Community waterworks owners shall conduct initial monitoring to determine compliance with 12VAC5-590-400 B 2, B 3, and B 4 by December 31, 2007. For the purposes of monitoring for gross alpha particle activity, radium-226, radium-228, uranium, and beta particle and photon radioactivity in drinking water, "detection limit" is defined as in Appendix B of this chapter:

(1) Applicability and sampling location for existing community waterworks or sources. The owners of all existing community waterworks using ground water, surface water or waterworks using both ground and surface water shall sample at every entry point to the distribution system that is representative of all sources being used under normal operating conditions. The community waterworks owner shall take each sample at the same entry point unless conditions make another sampling point more representative of each source:

(2) Applicability and sampling location for new community waterworks or sources. All new community waterworks or community waterworks that use a new source of water shall begin to conduct initial monitoring for the new source within the first quarter after initiating use of the source. Community waterworks owners shall conduct more frequent monitoring when directed by the commissioner in the event of possible contamination or when changes in the distribution system or treatment processes occur which may increase the concentration of radioactivity in finished water:

b. Initial monitoring: Community waterworks owners shall conduct initial monitoring for gross alpha particle activity, radium-226, radium-228, and uranium as follows:

(1) Community waterworks without acceptable historical data, as defined below, shall collect four consecutive quarterly samples at all entry points before December 31, 2007:

(2) Grandfathering of data: The commissioner may allow historical monitoring data collected at an entry point to satisfy the initial monitoring requirements for that entry point, for the following situations:

(a) To satisfy initial monitoring requirements, a community waterworks owner having only one entry point to the distribution system may use the monitoring data from the last compliance monitoring period that began between June 2000 and December 8, 2003:

(b) To satisfy initial monitoring requirements, a community waterworks owner with multiple entry points and having appropriate historical monitoring data for each entry point to the distribution system may use the monitoring data from the last compliance monitoring period that began between June 2000 and December 8, 2003:

(3) For gross alpha particle activity, uranium, radium-226, and radium-228 monitoring, the commissioner may waive the final two quarters of initial monitoring for an entry point if the results of the samples from the previous two quarters are below the method detection limit specified in Appendix B:

(4) If the average of the initial monitoring results for an entry point is above the PMCL, the community waterworks owner shall collect and analyze quarterly samples at that entry point until the owner has results from four consecutive quarters that are at or below the PMCL, unless the community waterworks owner enters into another schedule as part of a formal compliance agreement with the commissioner:

c. Reduced monitoring: The commissioner may allow community waterworks owners to reduce the future frequency of monitoring from once every three years to once every six or nine years at each entry point, based on the following criteria:

(1) If the average of the initial monitoring results for each contaminant (i.e., gross alpha particle activity, uranium, radium-226, or radium-228) is below the method detection limit specified in Appendix B, the community waterworks owner shall collect and analyze for that contaminant using at least one sample at that entry point every nine years:

(2) For gross alpha particle activity and uranium, if the average of the initial monitoring results for each contaminant is at or above the method detection limit specified in Appendix B but at or below 1/2 of the PMCL, the community waterworks owner shall collect and analyze for that contaminant using at least one sample at that entry point every six years. For combined radium-226 and radium-228, the analytical results shall be combined. If the average of the combined initial monitoring results for radium-226 and radium-228 is at or above the method detection limit specified in Appendix B but at or below 1/2 the PMCL, the community waterworks owner shall collect and analyze for that contaminant using at least one sample at that entry point every six years:

(3) For gross alpha particle activity and uranium, if the average of the initial monitoring results for each contaminant is above 1/2 the PMCL but at or below the PMCL, the community waterworks owner shall collect and analyze at least one sample at that entry point every three years. For combined radium-226 and radium-228, the analytical results shall be combined. If the average of the combined initial monitoring results for radium-226 and radium-228 is above 1/2 the PMCL but at or below the PMCL, the community waterworks owner shall collect and analyze at least one sample at that entry point every three years:

(4) Community waterworks owners shall use the samples collected during the reduced monitoring period to determine the monitoring frequency for subsequent monitoring periods (e.g., if a community waterworks' entry point is on a nine-year monitoring period, and the sample result is above 1/2 the PMCL, then the next monitoring period for that entry point is three years):

~~(5) If a community waterworks owner has a monitoring result that exceeds the PMCL while on reduced monitoring, the community waterworks owner shall collect and analyze quarterly samples at that entry point until the community waterworks owner has results from four consecutive quarters that are below the PMCL, unless the community waterworks enters into another schedule as part of a formal compliance agreement with the commissioner.~~

~~d. Compositing: To fulfill quarterly monitoring requirements for gross alpha particle activity, radium-226, radium-228, or uranium, a community waterworks owner may composite up to four consecutive quarterly samples from a single entry point if analysis is done within a year of the first sample. The commissioner will treat analytical results from the composited sample as the average analytical result to determine compliance with the PMCLs and the future monitoring frequency. If the analytical result from the composited sample is greater than 1/2 the PMCL, the commissioner may direct the community waterworks owner to take additional quarterly samples before allowing the community waterworks owner to sample under a reduced monitoring schedule.~~

~~e. A gross alpha particle activity measurement may be substituted for the required radium-226 measurement provided that the measured gross alpha particle activity does not exceed 5 pCi/L. A gross alpha particle activity measurement may be substituted for the required uranium measurement provided that the measured gross alpha particle activity does not exceed 15 pCi/L.~~

~~The gross alpha measurement shall have a confidence interval of 95% (1.65 , where is the standard deviation of the net counting rate of the sample) for radium-226 and uranium. When a community waterworks owner uses a gross alpha particle activity measurement in lieu of a radium-226 and/or uranium measurement, the gross alpha particle activity analytical result will be used to determine the future monitoring frequency for radium-226 and/or uranium. If the gross alpha particle activity result is less than the detection limit as specified in Appendix B, 1/2 the detection limit will be used to determine compliance and the future monitoring frequency.~~

~~2. Monitoring and compliance requirements for beta particle and photon radioactivity. To determine compliance with the maximum contaminant levels in 12VAC5-590-400 B 5 for beta particle and photon radioactivity, a community waterworks owner shall monitor at a frequency as follows:~~

~~a. Community waterworks owners (using surface or groundwater) designated by the commissioner as vulnerable shall sample for beta particle and photon radioactivity. Community waterworks owners shall collect quarterly samples for beta emitters and annual samples for tritium and strontium-90 at each entry point to the distribution system, beginning within one quarter after being notified by the commissioner. Community waterworks already designated by the commissioner shall continue to sample until the commissioner reviews and either reaffirms or removes the designation.~~

~~(1) If the gross beta particle activity minus the naturally occurring potassium-40 beta particle activity at an entry point has a running annual average (computed quarterly) less than or equal to 50 pCi/L (screening level), the commissioner may reduce the frequency of monitoring at that entry point to once every three years. Community waterworks owners shall collect all samples required in subdivision 2 a of this subsection during the reduced monitoring period.~~

~~(2) For community waterworks in the vicinity of a nuclear facility, the commissioner may allow the community waterworks owners to utilize environmental surveillance data collected by the nuclear facility in lieu of monitoring at the community waterworks' entry point(s), where the commissioner determines if such data is applicable to a particular community waterworks. In the event that there is a release from a nuclear facility, community waterworks owners which are using surveillance data shall begin monitoring at the community waterworks' entry point(s) in accordance with subdivision 2 a of this subsection.~~

~~b. Community waterworks owners (using surface or groundwater) designated by the commissioner as utilizing waters contaminated by effluents from nuclear facilities shall sample for beta particle and photon radioactivity. Community waterworks owners shall collect quarterly samples for beta emitters and iodine-131 and annual samples for tritium and strontium-90 at each entry point to the distribution system, beginning within one quarter after being notified by the commissioner. Owners of community waterworks already designated by the commissioner as using waters contaminated by effluents from nuclear facilities shall continue to sample until the commissioner reviews and either reaffirms or removes the designation.~~

~~(1) Quarterly monitoring for gross beta particle activity shall be based on the analysis of monthly samples or the analysis of a composite of three monthly samples. The former is recommended.~~

~~(2) For iodine-131, a composite of five consecutive daily samples shall be analyzed once each quarter. As directed by the commission, more frequent monitoring shall be conducted when iodine-131 is identified in the finished water.~~

~~(3) Annual monitoring for strontium-90 and tritium shall be conducted by means of the analysis of a composite of four consecutive quarterly samples or analysis of four quarterly samples. The latter procedure is recommended.~~

~~(4) If the gross beta particle activity minus the naturally occurring potassium-40 beta particle activity at a sampling point has a running annual average (computed quarterly) less than or equal to 15 pCi/L (screening level), the commissioner may reduce the frequency of monitoring at that sampling point to every three years. Community waterworks owners shall collect all samples required in subdivision 2 b of this subsection during the reduced monitoring period.~~

~~(5) For community waterworks in the vicinity of a nuclear facility, the commissioner may allow the community waterworks owner to utilize environmental surveillance data collected by the nuclear facility in lieu of the monitoring at the community waterworks' entry point(s), where the commissioner determines such data is applicable to a particular waterworks. In the~~

event that there is a release from a nuclear facility, community waterworks owners which are using surveillance data shall begin monitoring at the community waterworks' entry point(s) in accordance with subdivision 2 b of this subsection.

c. Owners of community waterworks designated by the commissioner to monitor for beta particle and photon radioactivity cannot apply to the commissioner for a waiver from the monitoring frequencies specified in subdivision 2 a or 2 b of this subsection.

d. Community waterworks owners may analyze for naturally occurring potassium-40 beta particle activity from the same or equivalent sample used for the gross beta particle activity analysis. Community waterworks owners are allowed to subtract the potassium-40 beta particle activity value from the total gross beta particle activity value to determine if the screening level is exceeded. The potassium-40 beta particle activity shall be calculated by multiplying elemental potassium concentrations (in mg/L) by a factor of 0.82.

e. If the gross beta particle activity minus the naturally occurring potassium-40 beta particle activity exceeds the appropriate screening level, an analysis of the sample shall be performed to identify the major radioactive constituents present in the sample and the appropriate doses shall be calculated and summed to determine compliance with 12VAC5-590-400 B 5 a; using the formula in 12VAC590-400 B 5 b. Doses shall also be calculated and combined for measured levels of tritium and strontium to determine compliance.

f. Community waterworks owners shall monitor monthly at the entry point(s) which exceed the maximum contaminant level in 12VAC5-590-400 B 5 beginning the month after the exceedance occurs. Community waterworks owners shall continue monthly monitoring until the community waterworks has established, by a rolling average of three monthly samples, that the PMCL is being met. Community waterworks owners who establish that the PMCL is being met shall return to quarterly monitoring until they meet the requirements set forth in subdivision 2 a (1) or 2 b (4) of this subsection.

3. General monitoring and compliance requirements for radionuclides:

a. The commissioner may require more frequent monitoring than specified in subdivisions 1 and 2 of this subsection, or may require confirmation samples at his discretion. The results of the initial and confirmation samples shall be averaged for use in compliance determinations.

b. Each community waterworks owner shall monitor at the time designated by the commissioner during each compliance period.

c. Compliance: Compliance with 12VAC5-590-400 B 2 through B 5 will be determined based on the analytical results(s) obtained at each entry point. If one entry point is in violation of a PMCL, the community waterworks is in violation of the PMCL.

(1) For community waterworks monitoring more than once per year, compliance with the PMCL is determined by a running annual average at each entry point. If the average of any entry point is greater than the PMCL, then the community waterworks is out of compliance with the PMCL.

(2) For community waterworks monitoring more than once per year, if any sample result will cause the running average to exceed the PMCL at any entry point, the community waterworks is out of compliance with the PMCL immediately.

(3) Community waterworks owners shall include all samples taken and analyzed under the provisions of this section in determining compliance, even if that number is greater than the minimum required.

(4) If a community waterworks owner does not collect all required samples when compliance is based on a running annual average of quarterly samples, compliance will be based on the running average of the samples collected.

(5) If a sample result is less than the method detection limit as specified in Appendix B, zero will be used to calculate the annual average, unless a gross alpha particle activity is being used in lieu of radium-226 and/or uranium. If the gross alpha particle activity result is less than the method detection limit as specified in Appendix B, 1/2 the method detection limit will be used to calculate the annual average.

d. The commissioner has the discretion to delete results of obvious sampling or analytic errors.

e. If the PMCL for radioactivity set forth in 12VAC5-590-400 B 2 through B 5 is exceeded, the owner of a community waterworks shall give notice to the commissioner pursuant to 12VAC5-590-530 and to the public as required by 12VAC5-590-540.

12VAC5-590-372. Inorganic chemicals monitoring.

A. Community and nontransient noncommunity waterworks owners shall conduct monitoring to determine compliance with the PMCLs and SMCLs in Table 340.1 in accordance with this section. All transient noncommunity waterworks owners shall conduct monitoring to determine compliance with the nitrate, nitrite, and nitrate-nitrite PMCLs in Table 340.1 in accordance with this section.

B. If a waterworks draws water from more than one source and the sources are combined before distribution, the owner shall sample at an entry point to the distribution system during periods of normal operating conditions (i.e., when water is representative of all sources being used).

C. When the results of sampling for antimony, arsenic, asbestos, barium, beryllium, cadmium, cyanide (as free cyanide), chromium, fluoride, mercury, nickel, selenium, or thallium exceed the applicable PMCL, the owner shall take a confirmation sample, at the same sampling site, within two weeks of notification of the analytical results of the first sample.

D. Monitoring frequency.

1. Asbestos. The commissioner has granted a statewide waiver for asbestos. If the statewide waiver is removed or if site specific waterworks conditions warrant monitoring for asbestos, monitoring to determine compliance with the PMCL for asbestos specified in Table 340.1 shall be conducted as follows:

a. The owner of each community and nontransient noncommunity waterworks shall monitor for asbestos during the first three-year compliance period of each nine-year compliance cycle.

b. If the statewide waiver is removed, and the owner believes the waterworks is not vulnerable to asbestos contamination from either its source water or due to corrosion of asbestos-cement pipe, then the owner may apply to the commissioner for a monitoring waiver for asbestos. If the commissioner grants the monitoring waiver, the owner is not required to monitor.

c. The commissioner may grant a waiver based on a consideration of the following factors:

(1) Potential asbestos contamination of the water source; and,

(2) The use of asbestos-cement pipe for finished water distribution and the corrosive nature of the water.

d. A waiver remains in effect until the completion of the compliance period (i.e., three years).

e. The owner of a waterworks vulnerable to asbestos contamination due solely to corrosion of asbestos-cement pipe shall take one sample at a tap served by asbestos-cement pipe and under conditions where asbestos contamination is most likely to occur.

f. The owner of a waterworks vulnerable to asbestos contamination due to source water shall monitor entry points.

g. The owner of a waterworks vulnerable to asbestos contamination due both to its source water and corrosion of asbestos-cement pipe shall take one sample at a tap served by asbestos-cement pipe and under conditions where asbestos contamination is most likely to occur.

h. The owner of a waterworks that exceeds the PMCL as determined in 12VAC5-590-382 A shall monitor quarterly beginning in the next quarter after the exceedance occurred.

i. The commissioner may decrease the quarterly monitoring requirement to the frequency specified in subdivision D 1 a of this section provided the commissioner has determined that the waterworks is reliably and consistently below the PMCL. In no case shall the commissioner make this determination unless the owner of a groundwater source waterworks takes a minimum of two quarterly samples or the owner of a waterworks that uses a surface water source in whole or in part takes a minimum of four quarterly samples.

2. Antimony, arsenic, barium, beryllium, cadmium, chromium, cyanide (as free cyanide), fluoride, mercury, nickel, selenium, and thallium. Monitoring to determine compliance with the PMCL for these contaminants specified in Table 340.1 shall be conducted as follows:

a. The owner shall take one sample at each groundwater source entry point during each compliance period.

b. The owner shall take one sample annually at each surface water source (in whole or in part) entry point.

c. The owner may apply to the commissioner for a waiver from the monitoring frequencies specified in subdivisions D 2 a and D 2 b of this section.

(1) A condition of the waiver shall require that the owner take a minimum of one sample while the waiver is effective. The waiver remains in effect for one compliance cycle (i.e., nine years).

(2) The commissioner may grant a waiver provided the owner has monitored surface water source (in whole or in part) entry points annually for at least three years and has conducted a minimum of three rounds of monitoring at groundwater source entry points. At least one sample shall have been taken since January 1, 1990. The owner shall demonstrate that all previous analytical results were less than the PMCL. Waterworks that use a new water source are not eligible for a waiver until three rounds of monitoring from the new source have been completed.

(3) In determining the appropriate reduced monitoring frequency, the commissioner shall consider:

(a) Reported concentrations from all previous monitoring;

(b) The degree of variation in reported concentrations; and

(c) Other factors that may affect contaminant concentrations such as changes in groundwater pumping rates, changes in the waterworks configuration, changes in the waterworks operating procedures, or changes in stream flows or characteristics.

(4) A decision by the commissioner to grant a waiver shall be made in writing and shall set forth the basis for the determination. The request for a waiver may be initiated by the commissioner or upon an application by the owner. The owner shall specify the basis for the request. The commissioner shall evaluate and, where appropriate, revise the determination of the appropriate monitoring frequency when the owner submits new monitoring data or when other data relevant to the appropriate monitoring frequency become available.

(5) No arsenic waivers shall be granted by the commissioner.

d. Owners of waterworks that exceed the PMCLs as calculated in 12VAC5-590-382 shall monitor quarterly beginning in the next quarter after the exceedance occurred. The commissioner may decrease the quarterly monitoring requirement to the frequencies specified in subdivision D 2 a, D 2 b, or D 2 c of this section provided a determination has been made that the analytical results are reliably and consistently below the PMCL. In no case may the commissioner make this determination unless the owner takes a minimum of two quarterly samples from each groundwater source entry point and a minimum of four quarterly samples from each surface water source (in whole or in part) entry point.

3. Nitrate and combined nitrate-nitrite as nitrogen. Monitoring to determine compliance with the PMCL for nitrate and combined nitrate-nitrite as nitrogen specified in Table 340.1 shall be conducted as follows:

- a. The owner shall take one sample annually at each groundwater source entry point.
 - b. The owner shall take one sample quarterly at each surface water source (in whole or in part) entry point.
 - c. For groundwater source entry points at community and nontransient noncommunity waterworks, the repeat monitoring frequency shall be quarterly for at least one year following any one sample in which the concentration is greater than 50% of the PMCL. After four consecutive quarters of monitoring, the commissioner may allow the owner to reduce the sampling frequency to annually after determining the results are reliably and consistently less than the PMCL.
 - d. For surface water source (in whole or in part) entry points, the commissioner may allow the owner to reduce the sampling frequency to annually if all analytical results from four consecutive quarters are less than 50% of the PMCL. The waterworks shall return to quarterly monitoring if the concentration found in any one sample is greater than or equal to 50% of the PMCL.
 - e. After any round of quarterly sampling is completed as required by subdivisions D 3 c and d of this section, the owner that is monitoring annually shall take subsequent samples during the quarter that previously resulted in the highest analytical result.
 - f. No monitoring waivers shall be issued for nitrate or combined nitrate-nitrite as nitrogen.
4. Nitrite. Monitoring to determine compliance with the PMCL for nitrite specified in Table 340.1 shall be conducted as follows:
- a. All owners shall take one sample at each entry point during the initial compliance period.
 - b. After the initial sample, the owner of any waterworks where an analytical result for nitrite is less than 50% of the PMCL shall monitor at the frequency specified by the commissioner.
 - c. The repeat monitoring frequency for any owner shall be quarterly for at least one year following any one sample in which the concentration is greater than 50% of the PMCL. The commissioner may allow an owner to reduce the sampling frequency to annually after determining the analysis results are reliably and consistently less than the PMCL.
 - d. Owners of waterworks that are monitoring annually shall take each subsequent sample during the quarter(s) that previously resulted in the highest analytical result.
 - e. No monitoring waivers shall be issued for nitrite.
5. Aluminum, chloride, copper, corrosivity, fluoride, foaming agents (surfactants), iron, manganese, silver, sulfate, and zinc. Monitoring to determine compliance with the SMCL for these contaminants specified in Table 340.1 shall be conducted as follows:
- a. The owner shall take one sample at each groundwater source entry point during each compliance period.

12VAC5-590-373. Organic chemicals monitoring.

A. Owners of community and nontransient noncommunity waterworks shall conduct monitoring to determine compliance with PMCLs in Table 340.2 in accordance with this section. Where two or more sources are combined before distribution, the owner shall sample at the entry point for the combined sources during periods of normal operation conditions.

1. Owners of waterworks that use groundwater shall collect a minimum of one sample at each entry point.

2. Owners of waterworks that use surface water in whole or in part shall collect a minimum of one sample at each entry point.

B. During the initial compliance period and each subsequent compliance period, the owner shall monitor during four consecutive calendar quarters for each contaminant listed in Table 340.2. A minimum of one sample at each entry point shall be collected during each calendar quarter.

C. Reduced monitoring.

1. VOC.

a. The requirement for four quarterly samples during the initial monitoring period as specified in subsection B of this section may not be reduced.

b. The commissioner may decrease the requirement for quarterly monitoring during subsequent compliance periods provided it has been determined that the analytical results are consistently and reliably below the PMCL.

(1) In no case shall the commissioner make this determination unless the owner collects a minimum of two quarterly samples at each groundwater source entry point, or

(2) The owner collects a minimum of four quarterly samples at each surface water source (in whole or in part) entry point.

c. If the commissioner determines that the waterworks is consistently and reliably below the PMCL, the commissioner may allow the owner to monitor annually. Owners that monitor annually shall monitor during the quarter that previously yielded the highest analytical result.

d. For groundwater source waterworks only - After a minimum of three years of annual sampling, the commissioner may allow the owner of a groundwater source waterworks with no previous detection of any VOC contaminant listed in Table 340.2 to take one sample during each compliance period.

e. Owners of groundwater source waterworks that have three consecutive annual samples with no detection of a contaminant may apply to the commissioner for a waiver.

2. SOC.

a. Owners of waterworks serving more than 3,300 persons that do not detect a SOC listed in Table 340.2 in the initial compliance period may reduce the sampling frequency to a minimum of two quarterly samples in one year during each

repeat compliance period.

b. Owners of waterworks serving less than or equal to 3,300 persons that do not detect a SOC listed in Table 340.2 in the initial compliance period may reduce the sampling frequency to a minimum of one sample during each repeat compliance period.

c. The commissioner may decrease the requirement for quarterly monitoring during subsequent monitoring periods as specified in subsection B of this section provided the analytical results of the four quarterly samples required during the initial monitoring are consistently and reliably below the PMCL.

d. The commissioner may reduce the increased monitoring required by subdivision D 1 of this section provided the commissioner has determined that the analytical results are consistently and reliably below the PMCL. In no case shall the commissioner make this latter determination unless:

(1) The owner collects a minimum of two quarterly samples at each groundwater source entry point.

(2) The owner collects a minimum of four quarterly samples at each surface water source (in whole or in part) entry point.

e. If the commissioner determines that the analytical results are consistently and reliably below the PMCL, the commissioner may allow the owner to monitor annually. Owners that monitor annually shall monitor during the quarter that previously yielded the highest analytical result.

f. Owners of waterworks that have three consecutive annual samples with no detection of a contaminant may apply to the commissioner for a waiver for SOC monitoring by submitting a waiver application as specified in subdivisions E 1 b and E 2 b of this section. The waiver remains in effect for one compliance period (i.e., three years).

3. Return to Compliance--Owners of waterworks that exceed the PMCLs in Table 340.2 for VOCs or SOCs, as determined by 12VAC5-590-383, shall monitor quarterly. After a minimum of four consecutive quarterly samples that show the waterworks is in compliance as specified in 12VAC5-590-383 and the commissioner determines that the analytical results are consistently and reliably below the PMCL, the owner may monitor at the frequency and time specified in subdivisions C 1 c and C 2 e of this section.

D. Increased Monitoring.

1. If a waterworks that is on reduced monitoring detects a contaminant listed in Table 340.2 (see 12VAC5-590-383 A regarding confirmation samples), then the owner shall monitor quarterly at each sampling point where the contaminant was detected unless:

a. That contaminant was previously detected and the commissioner determined it was consistently and reliably below the PMCL according to subdivisions C 1 b and C 2 d of this section;

b. Historical sampling data does not indicate a meaningful increase in the contaminant concentration; and

c. The contaminant concentration does not exceed the PMCL.

2. Vinyl Chloride.

a. Owners of groundwater source waterworks that have detected one or more of the following two-carbon organic compounds: trichloroethylene, tetrachloroethylene, 1,2-dichloroethane, 1,1,1-trichloroethane, cis-1,2-dichloroethylene, trans-1,2-dichloroethylene, or 1,1-dichloroethylene shall monitor quarterly for vinyl chloride. A vinyl chloride sample shall be collected at each sampling point at which one or more of the two-carbon organic compounds were detected. If the results of the first analysis do not detect vinyl chloride, the commissioner may reduce the quarterly monitoring frequency of vinyl chloride monitoring to one sample during each compliance period.

b. Owners are required to monitor for vinyl chloride as specified by the commissioner at each surface water source (in whole or in part) entry point.

3. If monitoring detects one or more of certain related contaminants (heptachlor and heptachlor epoxide), then subsequent monitoring shall analyze for all related contaminants.

4. For entry points sampled and analyzed for contaminants on Table 340.2, the following detection limits apply:

a. A VOC is detected at a level equal to or greater than 0.0005 mg/L; and

b. A SOC is detected at a level equal to or greater than defined by EPA under 40 CFR 141.24 (h) (18) or by the commissioner.

E. Monitoring waivers.

1. Groundwater source entry points.

a. The owner of a waterworks that does not detect a VOC contaminant listed in Table 340.2 may apply to the commissioner for a waiver from the subsequent compliance period requirements of subsection B, subdivisions C 1 c, and C 1 d of this section after completing the initial monitoring. A waiver shall be effective for no more two compliance periods (i.e., six years).

b. The owner of a waterworks may apply to the commissioner for a SOC monitoring waiver from the requirement of subsection B and subdivision C 2 of this section. The owner must reapply for a waiver for each subsequent compliance period (i.e. three years).

2. Surface water source (in whole or in part) entry points.

a. No VOC monitoring waivers shall be issued.

b. The owner of a waterworks that does not detect a SOC contaminant listed in Table 340.2 may apply to the commissioner for a SOC monitoring waiver from the requirement of subsection B and subdivision C 2 of this section. The owner must reapply for a waiver for each subsequent compliance period (i.e., three years).

3. Monitoring waiver applications. The owner shall submit a monitoring waiver application for evaluation on a form approved by the department. The commissioner may grant a waiver after an evaluation of the use, transport, storage, or disposal of any organic contaminant within the watershed or zone of influence of the source.

a. If an evaluation by the commissioner reveals no previous use of the contaminants within the watershed or zone of influence, a waiver may be granted.

b. If an evaluation by the commissioner reveals either previous use of the contaminants or that use is unknown, then the following factors shall be used to determine whether a waiver is granted:

(1) Previous analytical results.

(2) The proximity of the water source to land use activities that are potential point or non point sources of organic contamination and to potential conduits to groundwater. Point sources include spills and leaks of chemicals at or near a waterworks or at manufacturing, distribution, or storage facilities, or from hazardous or municipal waste landfills and other waste handling or treatment facilities. Nonpoint sources for SOCs include the use of pesticides to control insects and weed pests on agricultural areas, forest lands, home and gardens and other land application uses.

(3) The environmental persistence and transport of the contaminants listed in Table 340.2 VOC and SOC.

(4) The implementation of wellhead protection measures by the owner.

(5) For groundwater well sources: well construction, well depth, soil type, geological conditions, and well structure integrity.

(6) Special factors.

(a) For VOCs. The number of persons served by the waterworks and the proximity of a smaller waterworks to a larger waterworks.

(b) For SOCs. Elevated nitrate levels at the waterworks supply source.

(c) For SOCs. Use of PCBs in equipment used in the production, storage, or distribution of water (i.e., PCBs used in pumps, transformers, etc.).

c. Entry points at which treatment has been installed to remove a VOCs or SOCs are not eligible for a monitoring waiver for the VOCs or SOCs for which treatment has been installed.

d. All waterworks are granted a waiver from monitoring dioxin, endoathal, and glyphosate unless the commissioner determines that there is a source of these contaminants which poses a threat to a drinking water source.

4. Condition for waivers.

a. Groundwater source entry points.

(1) As a condition of the VOC waiver, the owner shall collect one sample at each entry point during the time the waiver is effective (i.e., one sample during two compliance periods or six years). Based on this data, the commissioner may reconfirm that the source is non-susceptible. If the commissioner does not make this reconfirmation within three years of the initial determination, then the waiver is invalidated and the owner is required to sample annually.

(2) There are no conditions to SOC waivers.

b. Surface water source (in whole or in part) entry points. There are no conditions to VOC and SOC waivers for waterworks in regard to these entry points.

12VAC5-590-374. Disinfectant residuals, disinfection byproducts, and disinfection byproduct precursors monitoring.

A. Unless otherwise noted, owners of all waterworks that use a chemical disinfectant shall comply with the requirements of this section as follows:

1. Owners of community or nontransient noncommunity waterworks shall comply with this section.

2. Owners of transient noncommunity waterworks that use any combination of surface water, a GUDI source, or groundwater and use chlorine dioxide as a disinfectant or oxidant shall comply with all requirements for chlorine dioxide in this section.

B. Owners shall collect all samples during normal operating conditions.

1. Analysis under this section for disinfection byproducts (TTHM, HAA5, chlorite, and bromate) shall be conducted by a laboratory that has received certification by DCLS except as noted in subdivisions B 2 and B 3 of this section.

2. Measurement under this section of daily chlorite samples at the entry point to the distribution system, disinfectant residuals (free chlorine, combined chlorine, total chlorine, and chlorine dioxide), alkalinity, TOC, SUVA (DOC and UV₂₅₄), pH, and magnesium shall be made by a party approved by the commissioner.

3. Residual disinfectant concentrations for free chlorine, combined chlorine, total chlorine, and chlorine dioxide shall be made using equipment deemed satisfactory by the commissioner.

C. Monitoring plan. The owner of each waterworks required to monitor under this section shall develop and implement a monitoring

plan. The owner shall maintain the plan and make it available for inspection by the commissioner and the general public. The owners of all community or nontransient noncommunity waterworks that use surface water or GUDI sources serving more than 3,300 people shall submit a copy of the monitoring plan to the commissioner no later than the date of the first report required under 12VAC5-590-531 A. The commissioner may also require the plan to be submitted by any other owner. After evaluation, the commissioner may require changes in any plan elements. The plan shall include at least the following:

1. Specific locations and schedules with monitoring dates for collecting samples for any parameters included in this section.
2. How the owner will calculate compliance with PMCLs, MRDLs, and treatment techniques.
3. The sampling plan for a consecutive waterworks shall reflect the entire consecutive distribution system.

D. Failure to monitor in accordance with the monitoring plan required under subsection C of this section is a monitoring violation. Failure to monitor shall be treated as a violation for the entire period covered by the annual average where compliance is based on a running annual average of monthly or quarterly samples or averages and the owner's failure to monitor makes it impossible to determine compliance with PMCLs or MRDLs.

E. Owners may use only data collected under the provisions of this section to qualify for reduced monitoring.

F. TTHM/HAA5 monitoring. Owners of community or nontransient noncommunity waterworks shall conduct locational running annual average (LRAA) monitoring for TTHM and HAA5 at the frequency given below, unless otherwise indicated.

1. This subdivision establishes monitoring and other requirements for achieving compliance with PMCLs based on LRAA for TTHM and HAA5, and for achieving compliance with MRDLs for chlorine and chloramines for certain consecutive waterworks.

2. This subdivision applies to community waterworks or nontransient noncommunity waterworks that use a primary or secondary disinfectant other than ultraviolet light or delivers water that has been treated with a primary or secondary disinfectant other than ultraviolet light.

3. Routine monitoring.

a. If the waterworks is a nontransient noncommunity waterworks serving less than 10,000 people, the owner shall monitor at the location or locations and dates identified in the monitoring plan in subsection C of this section, updated as required by subdivision F 3 e of this section.

b. Owners shall monitor at no fewer than the number of locations identified in Table 374.1:

TABLE 374.1.

Monitoring Frequency by Source Water Type for TTHM and HAA5.

Source Water Type	Population Size Category	Monitoring Frequency ^{1a}	Distribution System Monitoring Location Total per Monitoring Period ^b
Surface water or GUDI Source	Less than 500	per year	2
	500-3,300	per quarter	2
	3,301-9,999	per quarter	2
	10,000-49,999	per quarter	4
	50,000-249,999	per quarter	8
	250,000-999,999	per quarter	12
	1,000,000-4,999,999	per quarter	16
	Equal to or greater than 5,000,000	per quarter	20
Groundwater	Less than 500	per year	2
	500-9,999	per year	2
	10,000-99,999	per quarter	4
	100,000-499,999	per quarter	6
	Equal to or greater than 500,000	per quarter	8

^a All owners shall monitor during month of highest DBP concentrations.

^b Owners of waterworks on quarterly monitoring (except for surface water source or GUDI source waterworks serving 500-3,300) shall

collect dual sample sets every 90 days at each monitoring location. Groundwater source waterworks serving 500-9,999 (on annual monitoring) shall collect dual sample sets annually at each monitoring location. Waterworks serving fewer than 500 and surface water source or GUDI source waterworks serving 500-3,300 shall collect individual TTHM and HAA5 samples (instead of a dual sample set) at the locations with the highest TTHM and HAA5 concentrations, respectively. Waterworks serving fewer than 500 shall sample annually and surface water source or GUDI source waterworks serving 500-3,300 shall sample every 90 days. For waterworks serving fewer than 500 people, only one location with a dual sample set per monitoring period is needed if highest TTHM and HAA5 concentrations occur at the same location (and month, if monitoring annually).

c. Owners of waterworks not using disinfection that begin using a disinfectant other than UV light shall consult with the commissioner to identify compliance monitoring locations. Owners shall then develop a monitoring plan under subdivision F 3 e of this section that includes those monitoring locations.

d. Owners shall use an approved method listed in 12VAC5-590-440 for TTHM and HAA5 analyses. Analyses shall be conducted by laboratories that have received certification by EPA or DCLS as specified in 12VAC5-590-440.

e. Owners may revise the monitoring plan to reflect changes in treatment, distribution system operations and layout (including new service areas), or other factors that may affect TTHM or HAA5 formation, or for reasons approved by the commissioner, after consultation with the commissioner regarding the need for changes and the appropriateness of the changes. If the owner changes monitoring locations, the owner shall replace existing compliance monitoring locations with the lowest LRAA with new locations that reflect the current distribution system locations with expected high TTHM or HAA5 levels. The commissioner may also require modifications in the monitoring plan. Owners of waterworks using surface water or GUDI sources serving more than 3,300 people shall submit a copy of the modified monitoring plan to the commissioner prior to the date the owner is required to comply with the revised monitoring plan.

4. Reduced monitoring.

a. Owners may reduce monitoring to the level specified in Table 374.2 any time the LRAA is less than or equal to 0.040 mg/L for TTHM and less than or equal to 0.030 mg/L for HAA5 at all monitoring locations. Owners may only use data collected under the provisions of this section to qualify for reduced monitoring. In addition, the source water annual average TOC level, before any treatment, shall be less than or equal to 4.0 mg/L at each water treatment plant treating surface water or GUDI sources, based on monitoring conducted under subsection J of this section.

TABLE 374.2.
Reduced Monitoring for TTHM and HAA5.

Source Water Type	Population Size Category	Monitoring Frequency ^a	Distribution System Monitoring Location per Monitoring Period
Surface water or GUDI Source	Less than 500		Monitoring may not be reduced.
	500-3,300	per year	One TTHM and one HAA5 sample: one at the location and during the quarter with the highest TTHM single measurement, one at the location and during the quarter with the highest HAA5 single measurement; one dual sample set per year if the highest TTHM and HAA5 measurements occurred at the same location and quarter.
	3,301-9,999	per year	Two dual sample sets: one at the location and during the quarter with the highest TTHM single measurement, one at the location and during the quarter with the highest HAA5 single measurement.
	10,000-49,999	per quarter	Two dual sample sets: at the locations with the highest TTHM and highest HAA5 LRAAs.
	50,000-249,999	per quarter	Four dual sample sets: at the locations with the two highest TTHM and two highest HAA5 LRAAs.
	250,000-999,999	per quarter	Six dual sample sets: at the locations with the three highest TTHM and three highest HAA5 LRAAs.
	1,000,000-4,999,999	per quarter	Eight dual sample sets: at the locations with the four highest TTHM and four highest HAA5 LRAAs.
	Equal to or greater than 5,000,000	per quarter	Ten dual sample sets: at the locations with the five highest TTHM and five highest HAA5 LRAAs.
			One TTHM and one HAA5 sample: one at the location and during the quarter with the

Groundwater	Less than 500	every third year	highest TTHM single measurement, one at the location and during the quarter with the highest HAA5 single measurement; one dual sample set per year if the highest TTHM and HAA5 measurements occurred at the same location and quarter.
	500-9,999	per year	One TTHM and one HAA5 sample: one at the location and during the quarter with the highest TTHM single measurement, one at the location and during the quarter with the highest HAA5 single measurement; one dual sample set per year if the highest TTHM and HAA5 measurements occurred at the same location and quarter.
	10,000-99,999	per year	Two dual sample sets: one at the location and during the quarter with the highest TTHM single measurement, one at the location and during the quarter with the highest HAA5 single measurement.
	100,000-499,999	per quarter	Two dual sample sets: at the locations with the highest TTHM and highest HAA5 LRAAs.
	Equal to or greater than 500,000	per quarter	Four dual sample sets: at the locations with the two highest TTHM and two highest HAA5 LRAAs.

^a Owners of waterworks on quarterly monitoring shall collect dual sample sets every 90 days.

b. Owners may remain on reduced monitoring as long as the TTHM LRAA is less than or equal to 0.040 mg/L and the HAA5 LRAA is less than or equal to 0.030 mg/L at each monitoring location (for waterworks with quarterly reduced monitoring). In addition, the source water annual average TOC level, before any treatment, shall be less than or equal to 4.0 mg/L at each water treatment plant treating surface water or GUDI sources, based on monitoring conducted under subsection J of this section.

c. If the LRAA based on quarterly monitoring at any monitoring location exceeds either 0.040 mg/L for TTHM or 0.030 mg/L for HAA5 or if the annual (or less frequent) sample at any location exceeds either 0.060 mg/L for TTHM or 0.045 mg/L for HAA5, or if the source water annual average TOC level, before any treatment, is greater than 4.0 mg/L at any water treatment plant treating surface water or GUDI sources, the owner shall resume routine monitoring under subdivision F 3 of this section or begin increased monitoring if subdivision F 5 of this section applies.

d. Waterworks may return to routine monitoring at the commissioner's discretion.

5. Increased monitoring.

a. Owners of waterworks required to monitor at a particular location annually or less frequently than annually under subdivision F 3 or F 4 of this section, shall increase monitoring to dual sample sets once per quarter (collected every 90 days) at all locations if a TTHM sample is greater than 0.080 mg/L or a HAA5 sample is greater than 0.060 mg/L at any location.

b. Owners may return to routine monitoring once the waterworks has conducted increased monitoring for at least four consecutive quarters and the LRAA for every monitoring location is less than or equal to 0.060 mg/L for TTHM and less than or equal to 0.045 mg/L for HAA5.

G. Chlorite. Owners of community and nontransient noncommunity waterworks using chlorine dioxide, for disinfection or oxidation, shall conduct monitoring for chlorite.

1. Routine monitoring.

a. Owners shall collect daily samples at the entry point to the distribution system. For any daily sample that exceeds the chlorite PMCL in Table 340.6, the owner shall collect additional samples in the distribution system the following day at the locations required by subdivision G 1 c of this section, in addition to the sample required at the entrance to the distribution system.

b. Owners shall collect a three-sample set each month in the distribution system. The owner shall collect one sample at each of the following locations: near the first customer, at a location representative of average residence time, and at a location reflecting maximum residence time in the distribution system. Any additional routine sampling shall be conducted in the same manner (as three-sample sets, at the specified locations). The owner may use the results of additional monitoring conducted under subdivision G 1 c of this section to meet the requirement for monitoring in this paragraph.

c. On each day following a routine sample monitoring result that exceeds the chlorite PMCL in Table 340.6 at the entrance to the distribution system, the owner is required to collect three chlorite distribution system samples at the following locations: as close to the first customer as possible, in a location representative of average residence time, and as close to the end of the distribution system as possible (reflecting maximum residence time in the distribution system).

2. Reduced monitoring.

a. Chlorite monitoring at the entrance to the distribution system required by subdivision G 1 a of this subsection may not be reduced.

b. Chlorite monitoring in the distribution system required by subdivision G 1 b of this section may be reduced to one three-sample set per quarter after one year of monitoring where no individual chlorite sample collected in the distribution system under subdivision G 1 b of this section has exceeded the chlorite PMCL in Table 340.6 and the owner has not been required to conduct monitoring under subdivision G 1 c of this section. The owner may remain on the reduced monitoring schedule until either any of the three individual chlorite samples collected quarterly in the distribution system under subdivision G 1 b of this section exceeds the chlorite PMCL or the owner is required to conduct monitoring under subdivision G 1 c of this section, at which time the owner shall revert to routine monitoring.

H. Bromate.

1. The owner of a community or nontransient noncommunity water treatment plant using ozone, for disinfection or oxidation, shall collect one sample per month and analyze it for bromate. The owner shall collect samples monthly at the entrance to the distribution system while the ozonation system is operating under normal conditions.
2. Owners required to analyze for bromate may reduce monitoring from monthly to quarterly if the waterworks running annual average bromate concentration is less than or equal to 0.0025 mg/L based on monthly bromate measurements under subdivision H 1 of this section for the most recent four quarters. If a waterworks has qualified for reduced bromate monitoring under this subdivision, the owner may remain on reduced monitoring as long as the running annual average of quarterly bromate samples is equal to or less than 0.0025 mg/L. If the running annual average bromate concentration is greater than 0.0025 mg/L, the owner shall resume routine monitoring required by subdivision H 1 of this section.

I. Monitoring requirements for disinfectant residuals.

1. Chlorine and chloramines.

- a. Owners of waterworks that use chlorine or chloramines shall measure the residual disinfectant level in the distribution system at the same point in the distribution system and at the same time as total coliform bacteria are sampled, as specified in 12VAC5-590-370 A and 12VAC5-590-380 D. Owners of waterworks that use surface water or GUDI sources may use the results of residual disinfectant concentration sampling found in 12VAC5-590-376 D in lieu of collecting separate samples.
- b. Residual disinfectant level monitoring may not be reduced.

2. Chlorine dioxide.

- a. Owners of waterworks that use chlorine dioxide for disinfection or oxidation shall collect daily samples at the entrance to the distribution system. For any daily sample that exceeds the MRDL in Table 340.7, the owner shall collect samples in the distribution system the following day at the locations required by subdivision I 2 b of this section, in addition to the sample required at the entrance to the distribution system.
- b. On each day following a routine sample monitoring result that exceeds the MRDL in Table 340.7, the owner is required to collect three chlorine dioxide distribution system samples. If chlorine dioxide or chloramines are used to maintain a disinfectant residual in the distribution system, or if chlorine is used to maintain a disinfectant residual in the distribution system and there is no rechlorination after the entry point, the owner shall collect three samples as close to the first customer as possible, at intervals of at least six hours. If chlorine is used to maintain a disinfectant residual in the distribution system and there are one or more rechlorination points after the entry point, the owner shall collect one sample at each of the following locations: as close to the first customer as possible, in a location representative of average residence time, and as close to the end of the distribution system as possible (reflecting maximum residence time in the distribution system).
- c. Chlorine dioxide monitoring may not be reduced.

3. Ozone. Ozone residual levels shall be monitored continuously and recorded. A portable ozone meter is recommended as a backup.

4. Additional monitoring and reporting requirements are specified in 12VAC5-590-500 to demonstrate log inactivation or removal of Giardia lamblia, virus and Cryptosporidium.

J. Monitoring requirements for disinfection byproduct precursors (DBPP).

1. Owners of community or nontransient noncommunity waterworks using surface water or GUDI sources and using conventional filtration treatment, as defined in 12VAC5-590-10, shall monitor each water treatment plant for TOC no later than the point of combined filter effluent turbidity monitoring and representative of the treated water. All owners shall also monitor for TOC in the source water prior to any treatment at the same time as monitoring for TOC in the treated water. These samples (source water and treated water) are referred to as paired samples. At the same time as the source water sample is collected, all owners shall monitor for alkalinity in the source water prior to any treatment. Owners shall collect one paired sample and one source water alkalinity sample per month per water treatment plant at a time representative of normal operating conditions and influent water quality.

2. Owners of community or nontransient noncommunity waterworks that use surface water or GUDI sources with an average treated water TOC of less than 2.0 mg/L for two consecutive years, or less than 1.0 mg/L for one year, may reduce monitoring for both TOC and alkalinity to one paired sample and one source water alkalinity sample per water treatment plant per quarter. The owners shall revert to routine monitoring in the month following the quarter when the annual average treated water TOC is equal to or greater than 2.0 mg/L.

12VAC5-590-375. Lead and copper monitoring.

A. The owners of all community and nontransient noncommunity waterworks shall monitor for lead and copper in tap water (subsection B of this section), water quality (corrosion) parameters in the distribution system and at entry points (subsection C of this section), and lead and copper in water supplies (subsection D of this section).

B. Monitoring requirements for lead and copper in tap water.

1. Sample site location.

a. By the commissioner determined date for commencement of monitoring under subdivision B 4 a of this section, each owner shall complete a materials evaluation of the distribution system in order to identify a pool of targeted sampling sites that meets the requirements of this subdivision, and that is sufficiently large to ensure that the owner can collect the number of lead and copper tap samples required in subdivision B 3 of this section. All sites from which first draw samples are collected shall be selected from this pool of targeted sampling sites. Sampling sites may not include faucets that have point-of-use or point-of-entry treatment devices designed to remove inorganic contaminants.

b. When the distribution system evaluation required in subdivision B 1 a of this section is insufficient to locate the requisite number of lead and copper sampling sites that meet the targeting criteria of this section, the owner shall review the sources of information listed below in order to identify a sufficient number of sampling sites. In addition, the owner shall seek to collect such information where possible in the course of its normal operations (e.g., checking service line materials when reading water meters or performing maintenance activities):

(1) All plumbing codes, permits, and records in the files of the building department or departments that indicate the plumbing materials that are installed within publicly and privately owned structures connected to the distribution system;

(2) All inspections and records of the distribution system that indicate the material composition of the service connections that connect a structure to the distribution system; and

(3) All existing water quality information, which includes the results of all prior analyses of the waterworks or individual structures connected to the waterworks, indicating locations that may be particularly susceptible to high lead or copper concentrations.

c. The sampling sites selected for a community waterworks' sampling pool (tier 1 sampling sites) shall consist of single family structures that:

(1) Contain copper pipes with lead solder installed between January 1983 and April 1986 or contain lead pipes; or

(2) Are served by a lead service line.

NOTE: When multiple-family residences comprise at least 20% of the structures served by a waterworks, the owner may include these types of structures in the sampling pool.

d. The owner of any community waterworks with insufficient tier 1 sampling sites shall complete the sampling pool with tier 2 sampling sites consisting of buildings, including multiple-family residences that:

(1) Contain copper pipes with lead solder installed between January 1983 and April 1986 or contain lead pipes; or

(2) Are served by a lead service line.

e. The owner of any community waterworks with insufficient tier 1 and tier 2 sampling sites shall complete the sampling pool with tier 3 sampling sites, consisting of single family structures that contain copper pipes with lead solder installed before 1983. The owner of a community waterworks with insufficient tier 1, tier 2, and tier 3 sampling sites shall complete the sampling pool with representative sites throughout the distribution system. For the purpose of this subdivision, a representative site is a site in which the plumbing materials used at that site would be commonly found at other sites served by the waterworks.

f. The sampling sites selected for a nontransient noncommunity waterworks (tier 1 sampling sites) shall consist of buildings that:

(1) Contain copper pipes with lead solder installed between January 1983 and April 1986 or contain lead pipes; or

(2) Are served by a lead service line.

g. The owner of a nontransient noncommunity waterworks with insufficient tier 1 sites that meet the targeting criteria in subdivision B 1 f of this section shall complete the sampling pool with sampling sites that contain copper pipes with lead solder installed before 1983. If additional sites are needed to complete the sampling pool, the owner of a nontransient noncommunity waterworks shall use representative sites throughout the distribution system. For the purpose of this subdivision, a representative site is a site in which the plumbing materials used at that site would be commonly found at other sites served by the waterworks.

h. The owner of any waterworks whose distribution system contains lead service lines shall draw 50% of the samples the owner collects during each monitoring period from sites that contain lead pipes, or copper pipes with lead solder, and 50% of the samples the owner collects from sites served by a lead service line. Any owner who cannot identify a sufficient number of sampling sites served by a lead service line shall collect first draw tap samples from all of the sites identified as being served by ~~such~~ these lines.

2. Sample collection methods.

a. All tap samples for lead and copper, with the exception of lead service line samples collected under 12VAC5-590-405 C 4 and samples collected under subdivision B 2 e of this section, shall be first draw samples.

b. Each first-draw tap sample for lead and copper shall be one liter in volume and have stood motionless in the plumbing system of each sampling site for at least six hours, and is collected without flushing the tap. First draw samples from residential housing shall be collected from the cold-water kitchen tap or bathroom sink tap. First-draw samples from a nonresidential building shall be one liter in volume and shall be collected at an interior tap from which water is typically drawn for consumption. Non-first-draw samples collected in lieu of first-draw samples pursuant to subdivision B 2 e of this section shall be one liter in volume and shall be collected at an interior tap from which water is typically drawn for consumption. First draw samples may be collected by the owner or the owner may allow residents to collect first draw samples after instructing the residents of the sampling procedures specified in this subdivision. To avoid problems of residents handling nitric acid, acidification of first draw samples may be done up to 14 days after the sample is collected. After acidification to resolubilize the metals, the sample must stand in the original container for the time specified in the approved EPA method before the sample can be analyzed. If an owner allows residents to perform sampling, the owner may not challenge, based on alleged errors in sample collection, the accuracy of sampling results.

c. Each lead service line sample collected pursuant to 12VAC5-590-405 C 4 for the purpose of avoiding replacement shall be one liter in volume and have stood motionless in the lead service line for at least six hours. Lead service line samples shall be collected in one of the following three ways:

(1) At the tap after flushing the volume of water between the tap and the lead service line. The volume of water shall be calculated based on the interior diameter and length of the pipe between the tap and the lead service line;

(2) Tapping directly into the lead service line; or

(3) If the sampling site is a building constructed as a ~~single-family~~ single family residence, allowing the water to run until there is a significant change in temperature that would be indicative of water that has been standing in the lead service line.

d. An owner shall collect each first draw tap sample from the same sampling site from which the owner collected a previous sample. If, for any reason, the owner cannot gain entry to a sampling site in order to collect a follow-up tap sample, the owner may collect the follow-up tap sample from another sampling site in the sampling pool as long as the new site meets the same targeting criteria and is within reasonable proximity of the original site.

e. The owner of a nontransient noncommunity waterworks, or a community waterworks that meets the criteria of 12VAC5-590-405 D 2 e (2) that does not have enough taps that can supply first-draw samples, as defined in subdivision B 2 b of this section, may apply to the ~~district engineer~~ commissioner in writing to substitute non-first-draw samples. If approved by the commissioner, ~~such~~ owners shall collect as many first-draw samples from appropriate taps as possible and identify sampling times and locations that would likely result in the longest standing time for the remaining sites.

3. Number of samples.

a. Owners shall collect at least one sample during each monitoring period specified in subdivision B 4 of this section from the number of sites listed in the first column (standard monitoring) of ~~the table in subdivision B 3 e of this section~~ Table 375.1. The owner of a waterworks conducting reduced monitoring under subdivision B 4 d of this section shall collect at least one sample from the number of sites specified in the second column (reduced monitoring) of ~~the table in subdivision B 3 e of this section~~ Table 375.1 during each monitoring period specified in subdivision B 4 d of this section. ~~Such reduced~~ Reduced monitoring sites shall be representative of the sites required for standard monitoring. The commissioner may specify sampling locations when an owner is conducting reduced monitoring.

b. The owner of a waterworks that has fewer than five drinking water taps that are normally used for human consumption meeting the sample site criteria of subdivision B 1 of this section to reach the required number of sample sites listed in ~~the table in subdivision B 3 e of this section~~ Table 375.1, shall collect at least one sample from each tap and then shall collect additional samples from those taps on different days during the monitoring period to meet the required number of sites. Alternatively, the commissioner may allow these owners to collect a number of samples less than the number of sites specified in ~~the table in subdivision B 3 e of this section~~ Table 375.1, provided that 100% of all taps that are normally used for human consumption are sampled. The commissioner ~~must~~ shall approve this reduction of the minimum number of samples in writing based on a request from the owner or onsite verification by the ~~district engineer~~ designated department representative.

c. ~~The lead and copper tap sample table is as follows:~~

TABLE 375.1.

Tap Samples for Lead and Copper.

System <u>Waterworks</u> Size (Number of People Served)	Number of Sites (Standard Monitoring)	Number of Sites (Reduced Monitoring)
greater than 100,000	100	50
10,001-100,000	60	30
3,301 to 10,000	40	20
501 to 3,300	20	10

101 to 500	10	5
less than or equal to 100	5	5

4. Timing of monitoring.

a. Initial tap sampling. The first six-month monitoring period for small (serving less than 3,300 population), medium-size (serving 3,301 to 50,000 population), and large waterworks (serving greater than 50,000 population) shall be established by the commissioner.

(1) Owners of all large waterworks shall monitor during two consecutive six-month periods.

(2) Owners of all small and medium-size waterworks shall monitor during each six-month monitoring period until the waterworks exceeds the lead or copper action level and is therefore required to implement the corrosion control treatment requirements under 12VAC5-590-405 A 2, in which case the owner shall continue monitoring in accordance with subdivision B 4 b of this section, or the waterworks meets the lead and copper action levels during two consecutive six-month monitoring periods, in which case the owner may reduce monitoring in accordance with subdivision B 4 d of this section.

b. Monitoring after installation of corrosion control and ~~water supply (source water)~~ source water treatment.

(1) The owner of any large waterworks that installs optimal corrosion control treatment pursuant to 12VAC5-590-405 A 2 d (4) shall monitor during two consecutive six-month monitoring periods by the date specified in 12VAC5-590-405 A 2 d (5).

(2) The owner of any small or medium-size waterworks that installs optimal corrosion control treatment pursuant to 12VAC5-590-405 A 2 e (5) shall monitor during two consecutive six-month monitoring periods by the date specified in ~~12VAC5-590-405 A 2 d (6)~~ 12VAC5-590-405 A 2 e (6).

(3) The owner of any waterworks that installs source water treatment pursuant to 12VAC5-590-405 B 1 c shall monitor during two consecutive six-month monitoring periods by the date specified in 12VAC5-590-405 B 1 d.

c. Monitoring after the commissioner specifies water quality parameter values for optimal corrosion control. After the commissioner specifies the values for water quality control parameters under 12VAC5-590-405 A 1 f the owner shall monitor during each subsequent six-month monitoring period, with the first monitoring period to begin on the date the commissioner specifies the optimal values.

d. Reduced monitoring.

(1) The owner of a small or medium-size waterworks that meets the lead and copper action levels during each of two consecutive six-month monitoring periods may reduce the number of samples in accordance with subdivision B 3 of this section, and reduce the frequency of sampling to once per year. The owner of a small or medium ~~water system~~ waterworks collecting fewer than five samples as specified in subdivision B 3 b of this section, that meets the lead and copper action levels during each of two consecutive six-month monitoring periods may reduce the frequency of sampling to once per year. In no case may the owner reduce the number of samples required below the minimum of one sample per available tap. This sampling shall begin during the calendar year immediately following the end of the second consecutive six-month monitoring period.

(2) The owner of any waterworks that meets the lead action level and maintains the range of values for the water quality control parameters reflecting optimal corrosion control treatment specified by the commissioner under 12VAC5-590-405 A 1 f during each of two consecutive six-month monitoring periods may reduce the frequency of monitoring to once per year and to reduce the number of lead and copper samples in accordance with subdivision B 3 of this section if the owner receives written approval from the commissioner. This sampling shall begin during the calendar year immediately following the end of the second consecutive six-month monitoring period. The commissioner ~~must review~~ shall evaluate monitoring, treatment, and other relevant information submitted by the owner in accordance with ~~12VAC5-590-530 F~~ 12VAC5-590-532 and ~~must~~ shall notify the owner in writing when a determination is made that the owner is eligible to commence reduced monitoring pursuant to this subdivision. The commissioner ~~must review~~ shall evaluate, and where appropriate, revise his determination when the owner submits new monitoring or treatment data, or when other data relevant to the number and frequency of tap sampling becomes available.

(3) The owner of a small or medium-size waterworks that meets the lead and copper action levels during three consecutive years of monitoring may reduce the frequency of monitoring for lead and copper from annually to once every three years. The owner of any waterworks that meets the lead action level and maintains the range of values for the water quality control parameters reflecting optimal corrosion control treatment specified by the commissioner under 12VAC5-590-405 A 1 f during three consecutive years of monitoring may reduce the frequency of monitoring from annually to once every three years if the owner receives written approval from the commissioner. Samples collected once every three years shall be collected no later than every third calendar year. The commissioner ~~must review~~ shall evaluate monitoring, treatment, and other relevant information submitted by the owner in accordance with ~~12VAC5-590-530 F~~ 12VAC5-590-532 and ~~must~~ shall notify the owner in writing when a determination is made that the owner is eligible to commence reduced monitoring pursuant to this subdivision. The commissioner ~~must review~~ shall evaluate, and where appropriate, revise his determination when the owner submits new monitoring or treatment data, or when other data relevant to the number and frequency of tap sampling becomes available.

(4) The owner of a waterworks that reduces the number and frequency of sampling shall collect these samples from

representative sites included in the pool of targeted sampling sites identified in subdivision B 1 of this section. Owners sampling annually or less frequently shall conduct the lead and copper tap sampling during the months of June, July, August, or September. For a nontransient noncommunity waterworks that does not operate during the months of June through September, the commissioner shall designate an alternate monitoring period that represents a time of normal operation for the waterworks. This sampling shall begin in the calendar year immediately following the end of the second consecutive six-month monitoring period of the owners initiating annual monitoring and during the three-year period following the end of the third consecutive calendar year of annual monitoring for the owners initiating triennial monitoring.

(5) The owner of any waterworks that demonstrates for two consecutive six-month monitoring periods that the tap water lead level computed under 12VAC5-590-385 C is less than or equal to 0.005 mg/L and the tap water copper level computed under 12VAC5-590-385 C is less than or equal to 0.65 mg/L may reduce the number of samples in accordance with subdivision B 3 of this section and reduce the frequency of sampling to once every three calendar years.

(6) The owner of a small or medium-size waterworks subject to reduced monitoring that exceeds the lead or copper action level shall resume sampling in accordance with subdivision B 4 c of this section and collect the number of samples specified for standard monitoring under subdivision B 3 of this section. ~~Such~~ The owner shall also conduct water quality parameter monitoring in accordance with subdivision C 2, 3, or 4 of this section (as appropriate) during the monitoring period in which the action level is exceeded. The owner of any such waterworks may resume annual monitoring for lead and copper at the tap at the reduced number of sites specified in subdivision B 3 of this section after it has completed two subsequent consecutive six-month rounds of monitoring that meet the criteria of subdivision B 4 d (1) of this section or may resume triennial monitoring for lead and copper at the reduced number of sites after it demonstrates through subsequent rounds of monitoring that it meets the criteria of either subdivision B 4 d (3) or (5) of this section.

(7) The owner of any waterworks subject to the reduced monitoring frequency that fails to meet the lead action level during any four-month monitoring period or that fails to operate at or above the minimum value or within the range of values for the water quality parameters specified by the commissioner under 12VAC5-590-405 A 1 f for more than nine days in any six-month period specified in subdivision C 4 of this section shall conduct tap water sampling for lead and copper at the frequency specified in subdivision B 4 c of this section, collect the number of samples specified for standard monitoring under subdivision B 3 of this section, and resume monitoring for water quality parameters within the distribution system in accordance with subdivision C 4 of this section. This standard tap water sampling shall begin no later than the six-month period beginning January 1 of the calendar year following the lead action level exceedance or water quality parameter excursion. The owner of such a waterworks may resume reduced monitoring for lead and copper at the tap and for water quality parameters within the distribution system under the following conditions:

(a) The owner may resume annual monitoring for lead and copper at the tap at the reduced number of sites specified in subdivision B 3 of this section after completion of two subsequent six-month rounds of monitoring that meet the criteria of subdivision B 4 d ~~2~~(2) of this section and the owner has received written approval from the commissioner that it is appropriate to resume reduced monitoring on an annual frequency. This sampling shall begin during the calendar year immediately following the end of the second consecutive six-month monitoring period.

(b) The owner may resume triennial monitoring for lead and copper at the tap at the reduced number of sites after demonstration through subsequent rounds of monitoring that it meets the criteria of either subdivision B 4 d (3) or (5) of this section and the owner has received written approval from the commissioner that it is appropriate to resume triennial monitoring.

(c) The owner may reduce the number of water quality parameter tap water samples required in accordance with subdivision C 5 a of this section and the frequency with which it collects ~~such~~ these samples in accordance with subdivision C 5 b of this section. The owner of ~~such~~ a waterworks may not resume triennial monitoring for water quality parameters at the tap until it demonstrates, in accordance with the requirements of subdivision C 5 b of this section, that it has requalified for triennial monitoring.

(8) The owner of any waterworks subject to a reduced monitoring frequency under subdivision B 4 d of this section shall notify the ~~district engineer~~department in writing in accordance with 12VAC5-590-530 ~~F-1-e~~ and 12VAC5-590-532 of any upcoming long-term change in treatment or addition of a new water source as described in this section. The commissioner ~~must review~~ shall evaluate and approve the addition of a new water source or long-term change in water treatment before it is implemented by the owner. The commissioner may require the owner to resume sampling in accordance with subdivision B 4 c of this section and collect the number of samples specified for standard monitoring under subdivision B 3 of this section or take other appropriate steps such as increased water quality parameter monitoring or re-evaluation of its corrosion control treatment given the potentially different water quality considerations.

5. Additional monitoring by owner. The results of any monitoring conducted in addition to the minimum requirements of this section shall be considered by the owner and the commissioner in making any determinations (i.e., calculating the 90th percentile lead or copper level) under 12VAC5-590-385 C.

6. Invalidation of lead or copper tap water samples. A sample invalidated under this subdivision does not count toward determining lead or copper 90th percentile levels under 12VAC5-590-385 C or toward meeting the minimum monitoring requirements of subdivision B 3 of this section.

a. The commissioner may invalidate a lead or copper tap water sample if at least one of the following conditions is met.

(1) The laboratory establishes that improper sample analysis caused erroneous results.

(2) The commissioner determines that the sample was ~~taken-collected~~ from a site that did not meet the site selection criteria of this section.

(3) The sample container was damaged in transit.

(4) There is substantial reason to believe that the sample was subject to tampering.

b. The owner shall report the results of all samples to the ~~district engineer department~~ and all supporting documentation for samples the owner believes should be invalidated.

c. To invalidate a sample under subdivision B 6 a of this section, the decision and the rationale for the decision shall be documented in writing. The commissioner may not invalidate a sample solely on the grounds that a follow-up sample result is higher or lower than that of the original sample.

d. The owner shall collect replacement samples for any samples invalidated under this section if, after the invalidation of one or more samples, the owner has too few samples to meet the minimum requirements of subdivision B 3 of this section. Any ~~such~~ replacement samples shall be ~~taken-collected~~ as soon as possible, but no later than 20 days after the date the commissioner invalidates the sample or by the end of the applicable monitoring period, whichever occurs later. Replacement samples ~~taken-collected~~ after the end of the applicable monitoring period shall not also be used to meet the monitoring requirements of a subsequent monitoring period. The replacement samples shall be ~~taken-collected~~ at the same locations as the invalidated samples or, if that is not possible, at locations other than those already used for sampling during the monitoring period.

7. Monitoring waivers for small waterworks. The owner of any small waterworks that meets the criteria of this subdivision may apply to the commissioner to reduce the frequency of monitoring for lead and copper to once every nine years (i.e., a full waiver) if the owner meets all of the materials criteria specified in subdivision B 7 a of this section and all of the monitoring criteria specified in subdivision B 7 b of this section. The owner of any small waterworks that meets the criteria in subdivisions B 7 a and B 7 b of this section only for lead, or only for copper, may apply to the commissioner for a waiver to reduce the frequency of tap water monitoring to once every nine years for that contaminant only (i.e., a partial waiver).

a. Materials criteria. The owner shall demonstrate that the distribution system ~~and service lines and all drinking water supply plumbing service lines and plumbing connected to the waterworks~~, including plumbing conveying drinking water within all residences and buildings connected to the waterworks, are free of lead-containing materials or copper-containing materials, as those terms are defined in this subdivision, as follows:

(1) Lead. To qualify for a full waiver, or a waiver of the tap water monitoring requirements for lead (i.e., a lead waiver), the owner shall provide certification and supporting documentation to the commissioner that the waterworks is free of all lead-containing materials, as follows:

(a) It contains no plastic pipes that contain lead plasticizers, or plastic service lines that contain lead plasticizers; ~~and~~

~~(b) It is free of lead service lines, lead pipes, lead soldered pipe joints, and leaded brass or bronze alloy fittings and fixtures, unless such fittings and fixtures meet the specifications of any standard established pursuant to 42 USC § 300g-6(e) (SDWA § 1417(e)).~~

(b) Solders and flux contain no more than 0.2% lead; and

(c) The weighted average of wetted surface of pipes, pipe fittings, plumbing fittings, and plumbing fixtures contain no more than 0.25% lead.

(2) Copper. To qualify for a full waiver, or a waiver of the tap water monitoring requirements for copper (i.e., a copper waiver), the owner shall provide certification and supporting documentation to the commissioner that the waterworks contains no copper pipes or copper service lines.

b. Monitoring criteria for waiver issuance. The owner shall have completed at least one six-month round of standard tap water monitoring for lead and copper at sites approved by the commissioner and from the number of sites required by subdivision B 3 of this section and demonstrate that the 90th percentile levels for any and all rounds of monitoring conducted since the owner became free of all lead-containing or copper-containing materials, as appropriate, meet the following criteria:

(1) Lead levels. To qualify for a full waiver, or a lead waiver, the owner shall demonstrate that the 90th percentile lead level does not exceed 0.005 mg/L.

(2) Copper levels. To qualify for a full waiver, or a copper waiver, the owner shall demonstrate that the 90th percentile copper level does not exceed 0.65 mg/L.

c. Commissioner approval of waiver application. The commissioner shall notify the owner of the waiver determination, in writing, setting forth the basis of his decision and any condition of the waiver. As a condition of the waiver, the commissioner may require the owner to perform specific activities (e.g., limited monitoring, periodic outreach to customers to remind them to avoid installation of materials that might void the waiver) to avoid the risk of lead or copper concentration of concern in tap water. The owner of a small waterworks shall continue monitoring for lead and copper at the tap as required by subdivisions B 4 a through B 4 d of this section, as appropriate, until it receives written notification from the commissioner that the waiver has been approved.

d. Monitoring frequency for owners with waivers.

(1) An owner with a full waiver shall conduct tap water monitoring for lead and copper in accordance with subdivision B 4 d

(4) of this section at the reduced number of sampling sites identified in subdivision B 3 of this section at least once every nine years and provide the materials certification specified in subdivision B 7 a of this section for both lead and copper to the commissioner along with the monitoring results. Samples collected every nine years shall be collected no later than every ninth calendar year.

(2) An owner with a partial waiver shall conduct tap water monitoring for the waived contaminant in accordance with subdivision B 4 d (4) of this section at the reduced number of sampling sites specified in subdivision B 3 of this section at least once every nine years and provide the materials certification specified in subdivision B 7 a of this section pertaining to the waived contaminant along with the monitoring results. ~~Such an~~ The owner also shall continue to monitor for the nonwaived contaminant in accordance with requirements of subdivisions B 4 a through B 4 d of this section, as appropriate.

(3) Any owner with a full or partial waiver shall notify the ~~district engineer department~~ in writing in accordance with ~~12VAC5-590-530 F 4 e~~ 12VAC5-590-532 B 3 of any upcoming long-term change in treatment or addition of a new source, as described in that section. The commissioner ~~must review~~ shall evaluate and approve the addition of a new source or long-term change in water treatment before it is implemented by the owner. The commissioner has the authority to require the owner to add or modify waiver conditions (e.g., require recertification that the waterworks is free of lead-containing or copper-containing materials; require additional round or rounds of monitoring), if it deems ~~such~~ these modifications are necessary to address treatment or source water changes at the waterworks.

(4) If an owner with a full or partial waiver becomes aware that it is no longer free of lead-containing or copper-containing materials, as appropriate, (e.g., as a result of new construction or repairs), the owner shall notify the ~~district engineer department~~ in writing no later than 60 days after becoming aware of ~~such a~~ the change.

e. Continued eligibility. If the owner continues to satisfy the requirements of subdivision B 7 d of this section, the waiver will be renewed automatically, unless any of the conditions listed in subdivisions B 7 e (1), B 7 e (2), or B 7 e (3) of this section occurs. An owner whose waiver has been revoked may reapply for a waiver at such time as it again meets the appropriate materials and monitoring criteria of subdivisions B 7 a and B 7 b of this section.

(1) A waterworks with a full waiver or a lead waiver no longer satisfies the materials criteria of subdivision B 7 a (1) of this section or has a 90th percentile lead level greater than 0.005 mg/L.

(2) A waterworks with a full waiver or a copper waiver no longer satisfies the materials criteria of subdivision B 7 a (2) of this section or has a 90th percentile copper level greater than 0.65 mg/L.

(3) The commissioner notifies the owner, in writing, that the waiver has been revoked, setting forth the basis of the decision.

f. Requirements following waiver revocation. A waterworks whose full or partial waiver has been revoked by the commissioner is subject to the corrosion control treatment and lead and copper tap water monitoring requirements, as follows:

(1) If the waterworks exceeds the lead or copper action level, the owner shall implement corrosion control treatment in accordance with the deadlines specified in 12VAC5-590-405 A 2 e and any other applicable requirements of this section.

(2) If the waterworks meets both the lead and the copper action level, the owner shall monitor for lead and copper at the tap no less frequently than once every three years using the reduced number of sample sites specified in subdivision B 3 of this section.

g. Pre-existing waivers. Waivers for small waterworks approved by the commissioner in writing prior to April 11, 2000, shall remain in effect under the following conditions:

(1) If the waterworks has demonstrated that it is both free of lead-containing and copper-containing materials, as required by subdivision B 7 a of this section and that its 90th percentile lead levels and 90th percentile copper levels meet the criteria of subdivision B 7 b of this section, the waiver remains in effect so long as the owner continues to meet the waiver eligibility criteria of subdivision B 7 e of this section. The first round of tap water monitoring conducted pursuant to subdivision B 7 d of this section shall be completed no later than nine years after the last time the owner has monitored for lead and copper at the tap.

(2) If the waterworks has met the materials criteria of subdivision B 7 a of this section but has not met the monitoring criteria of subdivision B 7 b of this section, the owner shall conduct one six-month round of standard tap water monitoring for lead and copper at sites approved by the commissioner demonstrating that it meets the criteria of subdivision B 7 b of this section. Thereafter, the waiver shall remain in effect as long as the owner meets the continued eligibility criteria of subdivision B 7 e of this section. The first round of tap water monitoring conducted pursuant to subdivision B 7 d of this section shall be completed no later than nine years after the round of monitoring conducted pursuant to subdivision B 7 b of this section.

C. Monitoring requirements for water quality parameters. The owners of all large waterworks and all small and medium-size waterworks that exceed the lead or copper action level shall monitor water quality parameters in addition to lead and copper in accordance with this section.

1. General requirements.

a. Sample collection methods.

(1) Tap samples shall be representative of water quality throughout the distribution system taking into account the number of persons served, the different sources of water, the different treatment methods employed by the waterworks, and seasonal

variability. Tap sampling under this section is not required to be conducted at taps targeted for lead and copper sampling under subdivision B 1 of this section. Owners may find it convenient to conduct tap sampling for water quality parameters at sites approved for coliform sampling.

(2) Samples collected at the entry point or points to the distribution system shall be from locations representative of each source after treatment. If a waterworks draws water from more than one source and the sources are combined before distribution, the owner shall sample at an entry point to the distribution system during periods of normal operating conditions (i.e., when water is representative of all sources being used).

b. Number of samples.

(1) Owners shall collect two tap samples from the standard monitoring number of sites given in Table 375.2 for applicable water quality parameters during each monitoring period specified under ~~subdivision~~ subdivisions C 2 through C 5 of this section ~~from the following number of sites.~~

TABLE 375.2.
Water Quality Monitoring for Lead and Copper.

System Waterworks Size (Number of People Served)	Number of Sites for Water Quality Parameters	
	Number of Sites for Water Quality Parameters Standard Monitoring	Reduced Monitoring
greater than 100,000	25	<u>10</u>
10,001-100,000	10	<u>7</u>
3,301 to 10,000	3	<u>3</u>
501 to 3,300	2	<u>2</u>
101 to 500	1	<u>1</u>
less than or equal to 100	1	<u>1</u>

(2) Except as provided in subdivision C 3 c of this section, owners shall collect two samples for each applicable water quality parameter at each entry point to the distribution system during each monitoring period specified in subdivision C 2 of this section. During each monitoring period specified in ~~subdivision~~ subdivisions C 3 through C 5 of this section, owners shall collect one sample for each applicable water quality parameter at each entry point to the distribution system.

2. Initial sampling. The owners of all large waterworks shall measure the applicable water quality parameters as specified below at taps and at each entry point to the distribution system during each six-month monitoring period specified in subdivision B 4 a of this section. The owners of all small and medium-size waterworks shall measure the applicable water quality parameters at the locations specified below during each six-month monitoring period specified in subdivision B 4 a of this section during which the waterworks exceeds the lead or copper action level.

a. At taps:

- (1) pH;
- (2) Alkalinity;
- (3) Orthophosphate, when an inhibitor containing a phosphate compound is used;
- (4) Silica, when an inhibitor containing a silicate compound is used;
- (5) Calcium;
- (6) Conductivity; and
- (7) Water temperature.

b. At each entry point to the distribution system: all of the applicable parameters listed in subdivision C 2 a of this section.

3. Monitoring after installation of corrosion control. The owner of any large waterworks ~~which~~ that installs optimal corrosion control treatment pursuant to 12VAC5-590-405 A 2 d (4) shall measure the water quality parameters at the locations and frequencies specified below during each six-month monitoring period specified in subdivision B 4 b (1) of this section. The owner of any small or medium-size waterworks that installs optimal corrosion control treatment shall conduct ~~such~~ monitoring during each six-month monitoring period specified in subdivision B 4 b (2) of this section in which the waterworks exceeds the lead or copper action level.

a. At taps, two samples for:

- (1) pH;
- (2) Alkalinity;
- (3) Orthophosphate, when an inhibitor containing a phosphate compound is used;
- (4) Silica, when an inhibitor containing a silicate compound is used; and

(5) Calcium, when calcium carbonate stabilization is used as part of corrosion control.

b. Except as provided in subdivision C 3 c of this section, at each entry point to the distribution system, at least one sample no less frequently than every two weeks (bi-weekly) for:

(1) pH;

(2) When alkalinity is adjusted as part of optimal corrosion control, a reading of the dosage rate of the chemical used to adjust alkalinity, and the alkalinity concentration; and

(3) When a corrosion inhibitor is used as part of optimal corrosion control, a reading of the dosage rate of the inhibitor used, and the concentration of orthophosphate or silica (whichever is applicable).

c. The owner of any groundwater source waterworks may limit entry point sampling described in subdivision C 3 b of this section to those entry points that are representative of water quality and treatment conditions throughout the waterworks. If water from untreated ground water sources mixes with water from treated ground water sources, the owner shall monitor for water quality parameters both at representative entry points receiving treatment and representative entry points receiving no treatment. Prior to the start of any monitoring under this subdivision, the owner shall provide to the commissioner written information identifying the selected entry points and documentation, including information on seasonal variability, sufficient to demonstrate that the sites are representative of water quality and treatment conditions throughout the waterworks.

4. Monitoring after the commissioner specifies water quality parameter values for optimal corrosion control. After the commissioner specifies the values for applicable water quality control parameters reflecting optimal corrosion control treatment under 12VAC5-590-405 A 1 f, the owners of all large waterworks shall measure the applicable water quality parameters in accordance with subdivision C 3 of this section and determine compliance with the requirements of 12VAC5-590-405 A 1 g every six months with the first six-month period to begin on either January 1 or July 1, whichever comes first, after the commissioner specifies the optimal values under 12VAC5-590-405 A 1 f. The owner of any small or medium-size waterworks shall conduct ~~such~~ monitoring during each six-month monitoring period specified in this subdivision in which the waterworks exceeds the lead or copper action level. For the owner of any ~~such~~ small and medium-size waterworks that is subject to a reduced monitoring frequency pursuant to subdivision B 4 d of this section at the time of the action level exceedance, the start of the applicable six-month period under this subdivision shall coincide with the start of the applicable monitoring period under subdivision B 4 d of this section. Compliance with the commissioner-designated optimal water quality parameter values shall be determined as specified under 12VAC5-590-405 A 1 g.

5. Reduced monitoring.

a. The owner of any waterworks that maintains the range of values for the water quality parameters reflecting optimal corrosion control treatment during each of two consecutive six-month monitoring periods under subdivision C 4 of this section shall continue monitoring at the entry point or points to the distribution system as specified in subdivision C 3 b of this section. The owner of ~~such~~ the waterworks may collect two tap samples for applicable water quality parameters from the ~~following~~ reduced number of sites during each six-month monitoring period shown in Table 375.2.

Size of Water System (Number of People Served)	Reduced Number of WQP Monitoring Sites
greater than 100,000	10
10,001 to 100,000	7
3,301 to 10,000	3
501 to 3,300	2
101 to 500	1
less than or equal to 100	1

b. The owner of any waterworks that maintains the range of values for the water quality parameters reflecting optimal corrosion control treatment specified by the commissioner under 12VAC5-590-405 A 1 f during three consecutive years of monitoring may reduce the frequency with which the owner collects the number of tap samples for applicable water quality parameters specified in subdivision C 5 of this section from every six months to annually. This sampling begins during the calendar year immediately following the end of the monitoring period in which the third consecutive year of six-month monitoring occurs. The owner of any waterworks that maintains the range of values for the water quality parameters reflecting optimal corrosion control treatment specified by the commissioner under 12VAC5-590-405 A 1 f during three consecutive years of annual monitoring under this subdivision may reduce the frequency with which it collects the number of tap samples for applicable water quality parameters specified in subdivision C 5 a of this section from annually to every three years. This sampling begins during the calendar year immediately following the end of the monitoring period in which the third consecutive year of six-month monitoring occurs.

c. The owner of a waterworks may reduce the frequency with which tap samples are collected for applicable water quality parameters specified in subdivision C 5 a of this section to every three years if the owner demonstrates during two consecutive monitoring periods that the tap water lead level at the 90th percentile is less than or equal to the PQL for lead

(0.005 mg/L), that the tap water copper level at the 90th percentile is less than or equal to 0.65 mg/L for copper, and that the owner also has maintained the range of values for water quality parameters reflecting optimal corrosion control treatment specified by the commissioner under 12VAC5-590-405 A 1 f. Monitoring conducted every three years shall be done no later than every third calendar year.

d. The owner of a waterworks that conducts sampling annually shall collect these samples evenly throughout the year so as to reflect seasonal variability.

e. The owner of any waterworks subject to the reduced monitoring frequency that fails to operate at or above the minimum value or within the range of values for the water quality parameters specified by the commissioner under 12VAC5-590-405 A 1 f for more than nine days in any six-month period specified in 12VAC5-590-405 A 1 g shall resume distribution system tap water sampling in accordance with the number and frequency requirements in subdivision C 4 of this section. ~~Such an~~ An owner may resume annual monitoring for water quality parameters at the tap at the reduced number of sites specified in subdivision C 5 of this section after completion of two subsequent consecutive six-month rounds of monitoring that meet the criteria of that subdivision or may resume triennial monitoring for water quality parameters at the tap at the reduced number of sites after demonstration through subsequent rounds of monitoring that the criteria of either subdivision C 5 b or C 5 c of this section has been met.

6. Additional monitoring by owners. The results of any monitoring conducted in addition to the minimum requirements of this section shall be considered by the owner and the commissioner in making any determinations under this section or 12VAC5-590-405 A 1.

D. Monitoring requirements for lead and copper in water supplies (source water).

1. Sample location, collection methods, and number of samples.

a. The owner of a waterworks that fails to meet the lead or copper action level on the basis of tap samples collected in accordance with subsection A of this section shall collect lead and copper ~~water supply~~ source water samples in accordance with the following requirements regarding sample location, number of samples, and collection methods:

(1) The owner of a waterworks served by groundwater sources shall ~~take-collect~~ a minimum of one sample at every entry point to the distribution system ~~that is representative of each well after treatment (hereafter called a sampling point)~~. The owner shall ~~take-collect~~ one sample at the same sampling point unless conditions make another sampling point more representative of each source or water treatment plant.

(2) The owner of a waterworks served by surface water sources shall ~~take-collect~~ a minimum of one sample at every entry point to the distribution system ~~after any application of treatment or in the distribution system at a point that is representative of each source after treatment (hereafter called a sampling point)~~. The owner shall ~~take-collect~~ each sample at the same sampling point unless conditions make another sampling point more representative of each source or water treatment plant. Note that for the purpose of this subdivision, a waterworks served by a surface water source includes waterworks served by a combination of surface and ground sources.

(3) If a waterworks draws water from more than one source and the sources are combined before distribution, the owner shall collect samples at an entry point to the distribution system during periods of normal operating conditions (i.e., when water is representative of all sources being used).

(4) The commissioner may reduce the total number of samples that must be analyzed by allowing the use of compositing. Compositing of samples shall be done by certified laboratory personnel. Composite samples from a maximum of five samples are allowed, provided that if the lead concentration in the composite sample is greater than or equal to 0.001 mg/L or the copper concentration is greater than or equal to 0.160 mg/L, then either a follow-up sample shall be collected and analyzed within 14 days at each sampling point included in the composite or if duplicates of or sufficient quantities from the original samples from each sampling point used in the composite are available, the owner may use these instead of resampling.

b. Where the results of sampling indicate an exceedance of maximum permissible ~~water supply~~ source water levels established under 12VAC5-590-405 B 4, the commissioner may require that one additional sample be collected as soon as possible after the initial sample was ~~taken-collected~~ (but not to exceed two weeks) at the same sampling point. If a commissioner required confirmation sample is ~~taken-collected~~ for lead or copper, then the results of the initial and confirmation sample shall be averaged in determining compliance with the commissioner-specified maximum permissible levels. Any sample value below the method detection limit shall be considered to be zero. Any value above the method detection limit but below the PQL shall either be considered as the measured value or be considered one-half the PQL. The PQL for lead is equal to 0.005 mg/L and the PQL for copper is equal to 0.050 mg/L.

2. Monitoring frequency after waterworks exceeds tap action level. The owner of any waterworks ~~which that~~ exceeds the lead or copper action level at the tap shall collect one ~~water supply~~ source water sample from each entry point to the distribution system no later than six months after the end of the monitoring period during which the lead or copper action level was exceeded. For monitoring periods that are annual or less frequent, the end of the monitoring period is September 30 of the calendar year in which the sampling occurs, or if the commissioner has established an alternate monitoring period, the last day of that period.

3. Monitoring frequency after installation of ~~water supply~~ source water treatment. The owner of any waterworks that installs ~~water supply~~ source water treatment pursuant to 12VAC5-590-405 B 1 c shall collect an additional water supply sample from

each entry point to the distribution system during two consecutive six-month monitoring periods by the deadline specified in 12VAC5-590-405 B 1 d.

4. Monitoring frequency after the commissioner specifies maximum permissible ~~water supply source water~~ lead and copper levels or determines that ~~water supply source water~~ treatment is not needed.

a. An owner shall monitor at the frequency specified below in cases where the commissioner specifies maximum permissible ~~water supply source water~~ lead and copper levels under 12VAC5-590-405 B 1 e or determines that the owner is not required to install ~~water supply source water~~ treatment under 12VAC5-590-405 B 2 b.

(1) The owner of a waterworks using only groundwater shall collect samples once during the three-year compliance period in effect when the applicable commissioner determination under subdivision D 4 a of this section is made. Owners of ~~such~~ these waterworks shall collect samples once during each subsequent compliance period. Triennial samples shall be collected every third calendar year.

(2) The owner of a waterworks using surface water (or a combination of surface and groundwater) shall collect samples once during each year, the first annual monitoring period to begin during the year in which the applicable commissioner determination is made under subdivision D 4 a of this section.

b. An owner is not required to conduct ~~water supply source water~~ sampling for lead or copper if the waterworks meets the action level for the specific contaminant in tap water samples during the entire ~~water supply source water~~ sampling period applicable to the waterworks under subdivision D 4 a (1) or D 4 a (2) of this section.

5. Reduced monitoring frequency.

a. The owner of a waterworks using only groundwater may reduce the monitoring frequency for lead and copper in water supplies to once during each nine-year compliance cycle provided that the samples are collected no later than every ninth calendar year and if the owner meets one of the following criteria:

(1) The owner demonstrates that finished drinking water entering the distribution system has been maintained below the maximum permissible lead and copper concentrations specified by the commissioner under 12VAC5-590-405 B 1 e during at least three consecutive compliance periods under subdivision D 4 a of this section; or

(2) The commissioner has determined that ~~water supply source water~~ treatment is not needed and the owner demonstrates that, during the last three consecutive compliance periods in which sampling was conducted under subdivision D 4 a of this section, the concentration of lead in the ~~water supply source water~~ was less than or equal to 0.005 mg/L and the concentration of copper in the ~~water supply source water~~ was less than or equal to 0.65 mg/L.

b. The owner of a waterworks using surface water (or a combination of surface and ground waters) may reduce the monitoring frequency for lead and copper in water supplies to once during each nine-year compliance cycle provided that the samples are collected no later than every ninth calendar year and if the owner meets one of the following criteria:

(1) The owner demonstrates that finished drinking water entering the distribution system has been maintained below the maximum permissible lead and copper concentrations specified by the commissioner under 12VAC5-590-405 B 1 e for at least three consecutive years; or

(2) The commissioner has determined that ~~water supply source water~~ treatment is not needed and the owner demonstrates that, during the last three consecutive years, the concentration of lead in the ~~water supply source water~~ was less than or equal to 0.005 mg/L and the concentration of copper in the water supply was less than or equal to 0.65 mg/L.

c. Owners of a waterworks that uses a new water supply is not eligible for reduced monitoring for lead or copper until concentrations in samples collected from the new supply during three consecutive monitoring periods are below the maximum permissible lead and copper concentrations specified in 12VAC5-590-405 B 1 e.

12VAC5-590-376. Surface water and GUDI sources treatment monitoring.

A. The owner of a waterworks that uses a surface water source or GUDI source and provides filtration treatment shall monitor in accordance with this section.

B. Turbidity measurements shall be performed on representative samples of the filtered water every four hours (or more frequently) that the waterworks serves water to the public. An owner may substitute continuous turbidity monitoring for grab sample monitoring if it validates the continuous measurement for accuracy on a regular basis using a protocol approved by the commissioner. For any waterworks using slow sand filtration or filtration treatment other than conventional treatment, direct filtration, or diatomaceous earth filtration, the commissioner may reduce the sampling frequency to once per day if the commissioner determines that less frequent monitoring is sufficient to indicate effective filtration performance. For waterworks serving 500 or fewer persons, the commissioner may reduce the turbidity sampling frequency to once per day, regardless of the type of filtration treatment used, if the commissioner determines that less frequent monitoring is sufficient to indicate effective filtration performance.

1. Owners of waterworks supplied by surface water or GUDI source using conventional filtration treatment or direct filtration shall conduct continuous monitoring of turbidity for each individual filter. The turbidimeter shall be calibrated using the procedure specified by the turbidimeter manufacturer. The owner shall record the results of individual filter turbidity monitoring a minimum of every 15 minutes.

2. If there is a failure in the continuous turbidity monitoring equipment, the owner shall conduct grab sampling every four hours in lieu of continuous monitoring but for no more than five working days (for waterworks serving 10,000 or more persons) or 14 days (for waterworks serving less than 10,000 persons) following the failure of the equipment.

3. If a waterworks serving less than 10,000 persons consists of two or fewer filters, continuous monitoring of the combined filter effluent may be used in lieu of individual filter monitoring.

C. The residual disinfectant concentration of the water entering the distribution system shall be monitored continuously, and the lowest and highest values shall be recorded each day. If there is a failure in the continuous monitoring equipment, then grab sampling every four hours shall be conducted in lieu of continuous monitoring, but for no more than five working days following the failure of the equipment. Owners of waterworks serving 3,300 or fewer persons may collect grab samples in lieu of continuous monitoring on an ongoing basis at the frequencies each day prescribed in Table 376.1.

1. The day's samples cannot be collected at the same time.

2. The sampling intervals are subject to commissioner's evaluation and approval.

3. If at any time the residual disinfectant concentration falls below 0.2 mg/L in a waterworks using grab sampling in lieu of continuous monitoring, the owner shall collect a grab sample every four hours until the residual disinfectant concentration is equal to or greater than 0.2 mg/L.

Table 376.1.
Grab Sample Monitoring Frequency

Waterworks Size By Population	Samples/Day
500 or less	1
501 to 1,000	2
1,000 to 2,500	3
2,501 to 3,300	4

D. The residual disinfectant concentration shall be measured at least at the same points in the distribution system and at the same time as total coliform bacteria are sampled, as specified in 12VAC5-590-370 A and 12VAC5-590-380 D, except that the commissioner may allow an owner of a waterworks that uses a groundwater source along with either a surface water source or a GUDI source to collect disinfectant residual samples at points other than the total coliform sampling points if the commissioner determines that these points are more representative of treated (disinfected) water quality within the distribution system. Heterotrophic bacteria, measured as HPC as specified in 12VAC5-590-395 A 2 a (3), may be measured in lieu of residual disinfectant concentration.

E. The following information on the samples collected in the distribution system in conjunction with total coliform monitoring pursuant to 12VAC5-590-395 A 2 shall be reported monthly to the department by the owner:

1. Number of instances where the residual disinfectant concentration is measured;

2. Number of instances where the residual disinfectant concentration is not measured but HPC is measured;

3. Number of instances where the residual disinfectant concentration is measured but not detected and no HPC is measured;

4. Number of instances where no residual disinfectant concentration is detected and where the HPC is greater than 500/mL;

5. Number of instances where the residual disinfectant concentration is not measured and HPC is greater than 500/mL; and

6. For the current and previous month the waterworks serves water to the public, the value of "V" in percent in the following formula:

$$V = (c + d + e) / (a + b) \times 100$$

where

a = the value in subdivision E 1 of this section;

b = the value in subdivision E 2 of this section;

c = the value in subdivision E 3 of this section;

d = the value in subdivision E 4 of this section;

e = the value in subdivision E 5 of this section.

12VAC5-590-377. Physical constituent monitoring.

A. Color, odor, pH, and total dissolved solids. Monitoring to determine compliance with the SMCL for these constituents specified in Table 340.3 shall be conducted as follows:

1. The owner shall collect one sample at each groundwater source entry point during each compliance period.

2. The owner shall collect one sample annually at each surface water source (in whole or in part) entry point.

B. On-site daily turbidity measurements may be required to be performed on representative samples collected at each entry point of groundwater sources not required to filter, in order to determine compliance set forth in 12VAC5-590-379 B. The turbidity monitoring requirements for waterworks required to filter are specified in 12VAC5-590-376 B.

12VAC5-590-378. Radiological monitoring.

A. The location of sampling points, the radionuclides measured in community waterworks, the frequency, and the timing of

sampling within each compliance period shall be established or approved by the commissioner. The commissioner may increase required monitoring where necessary to detect variations within the waterworks. Failure to comply with the sampling schedules in this section will require public notification pursuant to 12VAC5-590-540 A 3.

B. Community waterworks owners shall conduct monitoring to determine compliance with the PMCLs in Table 340.4 and 12VAC5-590-388 in accordance with this section.

1. Monitoring requirements for gross alpha particle activity, radium-226, radium-228, and uranium.

a. Owners shall conduct initial monitoring to determine compliance with the PMCLs in Table 340.4 for gross alpha particle activity, radium-226, radium-228, and uranium. For the purposes of monitoring for gross alpha particle activity, radium-226, radium-228, uranium, and beta particle and photon radioactivity in drinking water, "detection limit" is defined as specified in Table 378.1.

(1) Applicability and sampling location for existing community waterworks or sources. Owners using groundwater, surface water, or both groundwater and surface water shall sample at every entry point to the distribution system that is representative of all sources being used under normal operating conditions. Owners shall collect each sample at the same entry point unless conditions make another sampling point more representative of each source.

(2) Applicability and sampling location for new community waterworks or sources. All new community waterworks or community waterworks that use a new source of water shall begin to conduct initial monitoring for the new source within the first quarter after initiating use of the source. Owners shall conduct more frequent monitoring when directed by the commissioner in the event of possible contamination or when changes in the distribution system or treatment processes occur that may increase the concentration of radioactivity in finished water.

b. Initial monitoring: Owners shall conduct initial monitoring for gross alpha particle activity, radium-226, radium-228, and uranium as follows:

(1) Owners shall collect four consecutive quarterly samples at all entry points.

(2) For gross alpha particle activity, uranium, radium-226, and radium-228 monitoring, the commissioner may waive the final two quarters of initial monitoring for an entry point if the results of the samples from the previous two quarters are below the detection limit as defined by as specified in Table 378.1.

(3) If the average of the initial monitoring results for an entry point is above the PMCL, the owner shall collect and analyze quarterly samples at that entry point until the owner has results from four consecutive quarters that are at or below the PMCL, unless the owner enters into another schedule as part of a formal compliance agreement with the commissioner.

c. Reduced monitoring: The commissioner may allow owners to reduce the future frequency of monitoring from once every three years to once every six or nine years at each entry point, based on the following criteria:

(1) If the average of the initial monitoring results for each contaminant (i.e., gross alpha particle activity, uranium, radium-226, or radium-228) is below the detection limit as specified in Table 378.1, the owner shall collect and analyze for that contaminant using at least one sample at that entry point every nine years.

(2) For gross alpha particle activity, combined radium, and uranium, if the average of the initial monitoring results for each contaminant is at or above the detection limit as specified in Table 378.1, but at or below 1/2 of the PMCL, the owner shall collect and analyze for that contaminant using at least one sample at that entry point every six years.

(3) For gross alpha particle activity, combined radium, and uranium, if the average of the initial monitoring results for each contaminant is above 1/2 the PMCL but at or below the PMCL, the owner shall collect and analyze at least one sample at that entry point every three years.

(4) Owners shall use the samples collected during the reduced monitoring period to determine the monitoring frequency for subsequent monitoring periods (e.g., if a waterworks' entry point is on a nine-year monitoring period, and the sample result is above 1/2 the PMCL, then the next monitoring period for that entry point is three years).

(5) If an owner has a monitoring result that exceeds the PMCL while on reduced monitoring, the owner shall collect and analyze quarterly samples at that entry point until the owner has results from four consecutive quarters that are below the PMCL, unless the waterworks enters into another schedule as part of a formal compliance agreement with the commissioner.

d. Compositing: To fulfill quarterly monitoring requirements for gross alpha particle activity, radium-226, radium-228, or uranium, an owner may composite up to four consecutive quarterly samples from a single entry point if analysis is done within a year of the first sample. The commissioner will treat analytical results from the composited sample as the average analytical result to determine compliance with the PMCLs and the future monitoring frequency. If the analytical result from the composited sample is greater than 1/2 the PMCL, the commissioner may direct the owner to collect additional quarterly samples before allowing the owner to sample under a reduced monitoring schedule.

e. A gross alpha particle activity measurement may be substituted for the required radium-226 measurement provided that the measured gross alpha particle activity does not exceed 5 pCi/L. A gross alpha particle activity measurement may be substituted for the required uranium measurement provided that the measured gross alpha particle activity does not exceed 15 pCi/L. The gross alpha measurement shall have a confidence interval of 95% (1.65 σ , where σ is the standard deviation of the net counting rate of the sample) for radium-226 and uranium. When an owner uses a gross alpha particle activity measurement in lieu of a radium-226 or uranium measurement, the gross alpha particle activity analytical result will be used

to determine the future monitoring frequency for radium-226 or uranium. If the gross alpha particle activity result is less than the detection limit as specified in Table 378.1, 1/2 the detection limit will be used to determine compliance and the future monitoring frequency.

2. Monitoring requirements for beta particle and photon radioactivity. To determine compliance with the PMCL in Table 340.4 for beta particle and photon radioactivity, an owner shall monitor at a frequency as follows:

a. Owners (using surface or groundwater) designated by the commissioner as vulnerable shall sample for beta particle and photon radioactivity. Owners shall collect quarterly samples for beta emitters and annual samples for tritium and strontium-90 at each entry point to the distribution system, beginning within one quarter after being notified by the commissioner. Waterworks already designated by the commissioner shall continue to sample until the commissioner evaluates and either reaffirms or removes the designation.

(1) If the gross beta particle activity minus the naturally occurring potassium-40 beta particle activity at an entry point has a running annual average (computed quarterly) less than or equal to 50 pCi/L (screening level), the commissioner may reduce the frequency of monitoring at that entry point to once every three years. Owners shall collect all samples required in subdivision B 2 a of this section during the reduced monitoring period.

(2) For waterworks in the vicinity of a nuclear facility, the commissioner may allow the owners to utilize environmental surveillance data collected by the nuclear facility in lieu of monitoring at the waterworks' entry point or points, where the commissioner determines the data is applicable to a particular waterworks. In the event that there is a release from a nuclear facility, owners that are using surveillance data shall begin monitoring at the waterworks' entry point or points in accordance with subdivision B 2 a of this section.

b. Owners (using surface or groundwater) designated by the commissioner as utilizing waters contaminated by effluents from nuclear facilities shall sample for beta particle and photon radioactivity. Owners shall collect quarterly samples for beta emitters and iodine-131 and annual samples for tritium and strontium-90 at each entry point to the distribution system, beginning within one quarter after being notified by the commissioner. Owners of waterworks already designated by the commissioner as using waters contaminated by effluents from nuclear facilities shall continue to sample until the commissioner evaluates and either reaffirms or removes the designation.

(1) Quarterly monitoring for gross beta particle activity shall be based on the analysis of monthly samples or the analysis of a composite of three monthly samples. The former is recommended.

(2) For iodine-131, a composite of five consecutive daily samples shall be analyzed once each quarter. As directed by the commission, more frequent monitoring shall be conducted when iodine-131 is identified in the finished water.

(3) Annual monitoring for strontium-90 and tritium shall be conducted by means of the analysis of a composite of four consecutive quarterly samples or analysis of four quarterly samples. The latter procedure is recommended.

(4) If the gross beta particle activity minus the naturally occurring potassium-40 beta particle activity at a sampling point has a running annual average (computed quarterly) less than or equal to 15 pCi/L (screening level), the commissioner may reduce the frequency of monitoring at that sampling point to every three years. Owners shall collect all samples required in subdivision B 2 b of this section during the reduced monitoring period.

(5) For waterworks in the vicinity of a nuclear facility, the commissioner may allow the owner to utilize environmental surveillance data collected by the nuclear facility in lieu of the monitoring at the waterworks' entry point or points, where the commissioner determines the data is applicable to a particular waterworks. In the event that there is a release from a nuclear facility, owners that are using surveillance data shall begin monitoring at the waterworks' entry point or points in accordance with subdivision B 2 b of this section.

c. Owners of waterworks designated by the commissioner to monitor for beta particle and photon radioactivity cannot apply to the commissioner for a waiver from the monitoring frequencies specified in subdivision B 2 a or B 2 b of this section.

d. Owners may analyze for naturally occurring potassium-40 beta particle activity from the same or equivalent sample used for the gross beta particle activity analysis. Owners are allowed to subtract the potassium-40 beta particle activity value from the total gross beta particle activity value to determine if the screening level is exceeded. The potassium-40 beta particle activity shall be calculated by multiplying elemental potassium concentrations (in mg/L) by a factor of 0.82.

e. If the gross beta particle activity minus the naturally occurring potassium-40 beta particle activity exceeds the appropriate screening level, an analysis of the sample shall be performed to identify the major radioactive constituents present in the sample and the appropriate doses shall be calculated and summed to determine compliance with the PMCL for beta particles and photon radioactivity. Doses shall also be calculated and combined for measured levels of tritium and strontium to determine compliance.

f. Owners shall monitor monthly at the entry point or points that exceed the PMCL in Table 340.4 beginning the month after the exceedance occurs. Owners shall continue monthly monitoring until the waterworks has established, by a rolling average of three monthly samples, that the PMCL is being met. Owners who establish that the PMCL is being met shall return to quarterly monitoring until they meet the requirements set forth in subdivision B 2 a (1) or B 2 b (4) of this section.

3. General monitoring requirements for radionuclides.

a. The commissioner may require more frequent monitoring than specified in subdivisions B 1 and B 2 of this section, or may require confirmation samples at his or her discretion. The results of the initial and confirmation samples shall be averaged for use in compliance determinations.

- b. Each owner shall monitor at the time designated by the commissioner during each compliance period.
- c. The commissioner has the discretion to delete results of obvious sampling or analytic errors.
- d. Table 378.1 provides the minimum detection limits for radiological analyses.

TABLE 378.1.
Minimum Detection Limits for Radiological Analyses

Contaminant	Detection Limit (pCi/L unless otherwise noted)
Gross alpha	3
Gross beta	4
Cesium-134	10
Iodine-131	1
Radium-226	1
Radium 228	1
Strontium-89	10
Strontium-90	2
Tritium	1,000
Uranium	1 (µg/L)

12VAC5-590-379. Groundwater waterworks monitoring.

A. General monitoring requirements.

1. Owners of groundwater waterworks, including consecutive and wholesale waterworks, shall conduct monitoring in accordance with this section, except that requirements do not apply to waterworks that combine all of their groundwater with surface water sources or with groundwater under the direct influence of surface water GUDI sources prior to treatment in accordance with ~~12VAC5-590-420~~ 12VAC5-590-395.
2. Source water monitoring for owners of groundwater waterworks that do not provide 4-log treatment of viruses for their groundwater sources before or at the first customer are described in subsection B of this section.
3. Owners of groundwater waterworks that provide at least 4-log treatment of viruses before or at the first customer are required to conduct compliance monitoring in accordance with 12VAC5-590-421 C.
4. Owners of groundwater waterworks that have confirmed fecal E. coli contamination, as determined by source water monitoring conducted under subsection B of this section or have been notified of a significant deficiency as described in 12VAC5-590-350 D shall implement one or more of the corrective actions outlined in 12VAC5-590-421 A 1, as prescribed by the commissioner.
5. Owners of groundwater waterworks that do not provide 4-log treatment of viruses before or at the first customer and are not performing compliance monitoring shall provide triggered source water monitoring plans to the commissioner.
6. Any source water sample collected in accordance with this section shall be analyzed for E. coli using one of the analytical methods in 40 CFR 141.402(c).

B. Groundwater source microbial monitoring.

1. Triggered source water monitoring.

a. General requirements. Groundwater waterworks owners shall conduct triggered source water monitoring if both the conditions identified in subdivisions B 1 a (1) and B 1 a (2) of this section exist.

(1) The groundwater waterworks does not provide at least 4-log treatment of viruses before or at the first customer for each groundwater source; and

(2) The groundwater waterworks owner is notified that a sample collected under 12VAC5-590-370 A is total coliform-positive and the sample is not invalidated under 12VAC5-590-380 E.

b. Sampling requirements. Groundwater waterworks owners shall collect, within 24 hours of notification of the total coliform-positive sample, one groundwater source sample from each groundwater source in use at the time the total coliform-positive sample was collected under 12VAC5-590-370 A, except as provided in this subdivision B-4b.

(1) The commissioner may extend the 24-hour time limit on a case-by-case basis if the owner cannot collect the groundwater source water sample within 24 hours due to circumstances beyond his control. In the case of an extension, the commissioner shall specify how much time the owner has to collect the sample.

(2) If approved by the commissioner, owners of waterworks with more than one groundwater source may meet the requirements of this subdivision B-4 by sampling a representative groundwater source or sources. Owners shall submit, for

the commissioner's approval, a triggered source water monitoring plan that identifies one or more groundwater sources that are representative of each monitoring site in the waterworks' bacteriological sample siting report or that identifies groundwater sources that are hydro-geologically similar and clearly identifies which sources will be sampled.

(3) A groundwater system serving 1,000 people or fewer may use a triggered source water sample collected from a groundwater source to meet both the requirements of 12VAC5-590-380 and to satisfy the monitoring requirements of this subdivision B-4 for a groundwater source.

c. Additional requirements.

(1) If an E. coli-positive triggered source water sample collected under this subdivision B-4 is not invalidated under subdivision B 2 of this section, the groundwater waterworks owner shall provide public notification and collect five additional source water samples from the same source within 24 hours of being notified of the E. coli-positive sample.

(a) If the E. coli-positive triggered source water sample is also used as a repeat sample, then an E. coli PMCL violation is incurred under 12VAC5-590-380 B 1 a.

(b) If a waterworks ~~takes~~ collects more than one repeat sample at the monitoring location required for triggered source water monitoring, then the number of additional source water samples required under subdivision B 1 c (1) of this section may be reduced by the number of repeat samples ~~taken~~ collected at that location that were not E. coli positive.

(2) If any of the five additional samples are E. coli positive, the groundwater system owner shall comply with the treatment technique requirements of 12VAC5-590-421.

d. Consecutive and wholesale waterworks.

(1) A consecutive groundwater waterworks owner that has a total coliform-positive sample collected in accordance with 12VAC5-590-370 A shall notify the wholesale waterworks owner and the ~~district engineer~~ department within 24 hours of being notified of the total coliform-positive sample.

(2) A wholesale groundwater waterworks owner shall comply with the following:

(a) A wholesale groundwater waterworks owner that receives notice from a consecutive waterworks it serves that a sample collected in accordance with 12VAC5-590-370 A is total coliform-positive shall, within 24 hours of being notified, collect a sample from its groundwater source(s) as described in subdivision B 1 of this section.

(b) If the sample collected under this subdivision B-4 is E. coli positive, the wholesale groundwater system owner shall within 24 hours notify all consecutive waterworks served by that groundwater source of the E. coli source water positive sample as described in 12VAC5-590-540 and shall meet the requirements of subdivision B 1 c of this section.

e. Exception to the triggered source water monitoring requirements. A groundwater system owner is not required to comply with the source water monitoring requirements of this subdivision B-4 if the commissioner determines, and documents in writing, that:

(1) The total coliform-positive sample collected in accordance with 12VAC5-590-370 A is invalidated under 12VAC5-590-380 E.

(2) The total coliform-positive sample collected in accordance with 12VAC5-590-370 A is caused by a distribution system deficiency (sanitary defect).

(3) The total coliform-positive sample collected in accordance with 12VAC5-590-370 A was caused by distribution system conditions that will cause total coliform-positive samples.

2. Invalidation of an E. coli-positive groundwater source sample.

a. A groundwater waterworks owner may obtain the commissioner's invalidation of an E. coli-positive groundwater source sample collected under subdivision B 1 of this section only under the conditions specified in subdivisions B 2 a (1) and B 2 a (2) of this section:

(1) The groundwater waterworks owner provides the commissioner with written notice from the laboratory that improper sample analysis occurred; or

(2) The commissioner determines and documents in writing that there is substantial evidence that the E. coli-positive groundwater source sample is not related to source water quality.

b. If the commissioner invalidates an E. coli positive groundwater source sample, the groundwater system owner shall collect another source water sample under subdivision B 1 of this section within 24 hours of being notified by the commissioner of the invalidation decision and have it analyzed for E. coli.

3. Sampling location. All groundwater source samples required under subdivision B 1 of this section shall be collected at a location prior to any treatment of the groundwater source unless otherwise approved by the commissioner.

4. Public notification. The owner of a groundwater waterworks with a source sample collected under this subsection that is E. coli positive and that is not invalidated under subdivision B 2 of this section, including consecutive waterworks served by the groundwater source, shall conduct public notification as required in 12VAC5-590-540 A 1.

5. Monitoring violations. Failure to meet the monitoring requirements of subdivision B 1 of this section is a violation and requires the groundwater waterworks owner to provide public notification as required in 12VAC5-590-540 A 3.

C. Monitoring requirements for source water.

1. The owner of any groundwater source utilizing chlorine disinfection or any other treatment or chemical addition that may alter

or affect the bacteriological quality of the source water shall collect source samples for bacteriological analysis in accordance with this section.

2. All bacteriological samples under this section shall be collected from the source water prior to any treatment or chemical addition.

a. The owner shall provide a suitable source water sample tap at each groundwater source.

b. If conditions are such that it is not possible to install a source water sample tap, an alternate sample location acceptable to the commissioner may be utilized for this monitoring.

3. All samples shall be analyzed by a test method that will yield a Most Probable Number (MPN) result for both total coliforms and E. coli.

4. Number of samples.

a. The number of routine source water samples to be collected and the frequency of sampling shall be determined by the department. The department will notify the waterworks owner of the source water sampling requirements.

b. As a minimum, the owner shall collect source water samples in accordance with Table 379.1.

TABLE 379.1.

Monitoring Requirements for Source Water Samples.

Source Type	Minimum Routine Source Water Monitoring Frequency	Parameters
Well located in non-karst geology	One sample per year	Total coliforms MPN and E coli MPN
Well located in karst geology	One sample per calendar quarter	Total coliforms MPN and E coli MPN
Spring	One sample per month	Total coliforms MPN and E coli MPN

c. When a single sample result from any groundwater source that requires a routine source water monitoring frequency of less than monthly indicates total coliforms in excess of 50 colonies/100 mL or the presence of E. coli, the owner shall collect one confirmation sample within seven calendar days after notification of the results.

d. The commissioner may require that additional source water samples be collected and will establish the specific number of samples and the monitoring frequency.

12VAC5-590-380. Bacteriological-quality compliance.

A. Analytical methodology:

~~1. The standard sample volume for the coliform test shall consist of 100 milliliters, regardless of the analytical method used.~~

~~2. Owners need only to determine the presence or absence of total coliforms and E. coli; a determination of total coliform density is not required for routine bacteriological monitoring at entry points or distribution system locations.~~

~~3. The time from sample collection to initiation of test medium incubation shall not exceed 30 hours.~~

~~4. Owners are encouraged but not required to hold samples below 10°C during transit.~~

~~5. If water having residual chlorine (measured as free, combined, or total chlorine) is to be analyzed, sufficient sodium thiosulfate (Na₂S₂O₃) shall be added to the sample bottle before sterilization to neutralize any residual chlorine in the water sample.~~

B. PMCLs for microbial contaminants.

1. A waterworks is in compliance with the PMCL for E. coli unless any of the conditions identified in this subdivision occur. A violation may pose an acute risk to public health and is a Tier 1 condition requiring public notification as described in 12VAC5-590-540 A 1 when:

a. A repeat sample following a total coliform-positive routine sample is E. coli positive;

b. A repeat sample following an E. coli-positive routine sample is total coliform positive;

c. The owner fails to ~~take collect~~ all required repeat samples following an E. coli-positive routine sample; or

d. The owner fails to test for E. coli when any repeat sample tests positive for total coliform.

2. Compliance shall be determined with the PMCL for E. coli for each monitoring period for which monitoring for total coliforms is required.

C. The best available technology, treatment techniques, or other means available for achieving compliance with the PMCL for E. coli shall be:

1. Protection of wells from contamination by coliforms by appropriate placement, and construction, and maintenance of the wells;

2. Maintenance of a detectable disinfectant residual throughout the distribution system;
3. Proper maintenance of the distribution system including appropriate pipe replacement and repair procedures, water main flushing programs, proper operation and maintenance of storage tanks and reservoirs, continual maintenance of positive water pressure in all parts of the distribution system, and an approved cross connection control program;
4. Filtration and disinfection of surface water or ~~surface-influenced groundwater~~ GUDI sources; and
5. Disinfection of groundwater using strong oxidants such as chlorine, chlorine dioxide, or ozone.

D. A total coliform-positive result is indicative of a breakdown in the protective barriers and shall be cause for repeat monitoring and special follow-up action to locate and eliminate the cause of contamination.

1. For each routine sample found to be total coliform positive, the waterworks owner shall collect a set of three repeat samples within 24 hours of being notified of the positive result. The commissioner may extend the 24-hour limit on a case-by-case basis. For groundwater waterworks, the requirements of 12VAC5-590-379 shall also apply, and all repeat samples must be analyzed for E. coli using one of the analytical methods in 40 CFR 141.402(c).

a. The owner shall collect at least one repeat sample from the sampling tap where the original total coliform-positive sample was ~~taken-collected~~, and at least one repeat sample at a tap within five service connections upstream and at least one repeat sample at a tap within five service connections downstream of the original sampling site. If a total coliform-positive sample is at the end of the distribution system or one service connection away from the end of the distribution system, the owner must still ~~take-collect~~ all required repeat samples.

b. The owner shall collect an additional set of repeat samples if one or more repeat samples in the current set of repeat samples is total coliform positive. The owner shall collect the additional set of repeat samples within 24 hours of being notified of the positive results, unless the commissioner extends the limit as provided in this section. The owner shall continue to collect additional sets of repeat samples until either total coliforms are not detected in one complete set of repeat samples or the owner determines that a coliform treatment technique trigger specified in 12VAC5-590-392 B has been exceeded as a result of a repeat sample being total coliform positive and notifies the ~~appropriate ODW field office~~department. If a trigger identified in 12VAC5-590-392 B is exceeded as a result of a routine sample being total coliform positive, an owner is required to conduct only one round of repeat monitoring for each total coliform-positive routine sample.

c. If the owner collects a routine sample before learning the results of the previous routine sample, and the sample is ~~taken-collected~~ within five service connections of the initial routine sample, then the owner may count the subsequent sample as a repeat sample when the initial sample results are found to be total coliform positive.

d. If one or more repeat samples ~~taken-collected~~ at the monitoring location required for triggered source water monitoring are E. coli positive, the waterworks has exceeded the E. coli PMCL and must comply with the groundwater system treatment technique requirements specified in 12VAC5-590-421.

e. If all repeat samples ~~taken-collected~~ at the monitoring location required for triggered source water monitoring are E. coli negative, and a repeat sample ~~taken-collected~~ at a monitoring location other than the one required for triggered source water monitoring is E. coli positive, then the waterworks has exceeded the E. coli PMCL. However, the owner is not required to collect five additional source water samples from the same source within 24 hours of learning the E. coli-positive result.

f. The waterworks owner shall collect all repeat samples on the same day, except the commissioner may allow a waterworks with a single service connection to collect the required set of repeat samples over a three-day period or to collect a larger volume repeat sample in one or more sample containers of any size as long as the total volume collected is at least 300 ml.

g. If a repeat sample ~~taken-collected~~ at the monitoring location required for triggered source water monitoring is E. coli positive, the waterworks has exceeded the E. coli PMCL and must collect five additional source water samples from the same source within 24 hours of learning the E. coli-positive result.

2. Results of all routine and repeat samples not invalidated by the commissioner shall be used to determine compliance with the PMCL for E. coli and whether a treatment technique trigger specified in 12VAC5-590-392 B has been exceeded.

3. Special purpose samples, such as those ~~taken-collected~~ to determine whether disinfection practices are sufficient following pipe placement, replacement, or repair, and samples ~~taken-collected~~ before start-up of a seasonal waterworks, shall not be used to determine compliance. Repeat samples are not considered special purpose samples.

E. A total coliform-positive sample invalidated under this paragraph does not count towards meeting the minimum monitoring requirements of this section. To invalidate a total coliform-positive sample under this subsection, the written decision and rationale shall be ~~reviewed-evaluated~~, approved, and signed by the commissioner. The commissioner shall make this document available to EPA and the public. The written documentation shall state the specific cause of the total coliform-positive sample and what action the owner has taken, or will take, to correct this problem. The commissioner shall not invalidate a total coliform-positive sample solely on the grounds that all repeat samples are total coliform negative.

1. The commissioner may invalidate a total coliform positive sample if any of the following conditions are met:

a. The laboratory establishes that improper sample analysis caused the total coliform-positive result;

b. The commissioner, on the basis of the results of repeat samples collected as required by subdivision D 1 of this section, determines that the total coliform-positive sample resulted from a domestic or other ~~non-distribution~~ non-distribution system plumbing problem. The commissioner cannot invalidate a sample on the basis of repeat sample results unless all repeat ~~sample(s)~~ sample or samples collected at the same tap as the original total coliform-positive sample are also total coliform

positive, and all repeat samples collected at a location other than the original tap are total coliform negative (e.g., the commissioner cannot invalidate a total coliform-positive sample on the basis of repeat samples if all the repeat samples are total coliform negative, or if the waterworks has only one service connection); or

c. The commissioner has substantial grounds to believe that a total coliform-positive result is due to a circumstance or condition that does not reflect water quality in the distribution system. In this case, the waterworks owner shall still collect all repeat samples required under subdivision D 1 of this section, and use them to determine whether a coliform treatment technique trigger in 12VAC5-590-392 B has been exceeded.

2. A laboratory must invalidate a sample because of sampling interference (i.e., turbid culture in absence of (i) gas production, or (ii) acid reaction; exhibition of confluent growth; or production of colonies too numerous to count). The ~~waterworks owners~~ owner shall collect a replacement sample from the same location within 24 hours, and have it analyzed for the presence of total coliforms. The ~~waterworks~~ owner must continue to resample within 24 hours and have the samples analyzed until they obtain a valid result. The commissioner may waive the 24-hour time limit on a case-by-case basis.

F. *Escherichia coli* (E. coli).

1. If any routine or repeat sample or replacement sample is total coliform positive, the waterworks owner shall analyze that total coliform-positive culture medium to determine if E. coli are present. If E. coli are present, the waterworks owner shall notify the ~~appropriate ODW field office department~~ by the end of the day when the waterworks is notified of the test result, unless the ~~ODW's field office department~~ is closed, in which case the ~~appropriate ODW field office department~~ must be notified before the end of the next business day.

2. The commissioner has the discretion to allow a waterworks, on a case-by-case basis, to forgo E. coli testing on a total coliform-positive sample if the owner assumes that the total coliform-positive sample is E. coli positive. Accordingly, the owner must notify the ~~appropriate ODW field office department~~ as specified in subdivision E 1 of this subsection and the provisions of subdivision B 1 of this section apply.

G. Groundwater sources.

~~1. Groundwater sources shall be disinfected in accordance with 12VAC5-590-1000 when the total coliform geometric mean of 20 or more raw water samples measured by a method yielding a multiple-portion decimal dilution (MPN) result is greater than three. 12VAC5-590-421 A 1 d when the results of the source water monitoring samples specified in 12VAC5-590-430 B 2 or 12VAC5-590-840 K 1 a indicate a total coliform concentration (geometric mean) of the 20 samples to be greater than 3 colonies/100 mL but less than 100 colonies/100mL. The value 1.0 shall be used to represent a negative zero coliform result in the calculation of the geometric mean.~~

~~2. Groundwater sources containing a total coliform geometric mean of 100 or more organisms per 100 milliliters or with more than 10% of these samples exceeding 100 organisms per 100 milliliters constitutes unacceptable contamination for disinfection treatment only. source monitoring results conducted in accordance with 12VAC5-590-430 B 2 or 12VAC5-590-840 K 1 a that indicate a total coliform concentration equal to or greater than 100 colonies/100 ml constitutes contamination that is not treatable by disinfection treatment alone.~~

3. Groundwater sources shall be disinfected in accordance the requirements of ~~12VAC5-590-1000~~ 12VAC5-590-421 A 1 d when the source water quality contributes to the waterworks' failure to meet the bacteriological PMCL specified in subsection B of this section.

~~4. Groundwater sources shall be disinfected in accordance with 12VAC5-590-421 A 1 d when the results of source development samples specified in 12VAC5-590-840 B 11 indicate the presence of E. coli in two or more samples.~~

~~5. Groundwater sources shall be disinfected in accordance with 12VAC5-590-421 A 1 d when the results of raw water monitoring conducted in accordance with 12VAC5-590-425 indicate the presence of E. coli in two or more samples during any running six-month period.~~

4. If the results of the source water monitoring required by 12VAC5-590-379 C or 12VAC5-590-430 B 2 indicate the presence of E. coli in two or more samples collected during any running six-month period, the owner shall:

a. Issue a Tier 1 public notice in accordance with 12VAC5-590-540 A 1.

b. Provide disinfection treatment to achieve a 4-log virus inactivation as specified in 12VAC5-590-421 A 1 d.

c. Conduct compliance monitoring as specified in 12VAC5-590-421 B and 12VAC5-590-421 C.

5. If the results of the source water monitoring required in 12VAC5-590-379 C indicate total coliform concentration in excess of 50 colonies/100 mL in three or more samples collected during any running 6-month period or the presence of E. coli in two or more samples collected during any running 6-month period, the source shall be reevaluated for GUDI determination in accordance with 12VAC5-590-430.

6. The commissioner may require that any groundwater source be disinfected in accordance with the requirements of 12VAC5-590-421 A 1 d.

H. ~~Groundwater systems conducting source water monitoring as described in 12VAC5-590-379 shall determine the presence or absence of E. coli. All samples shall be analyzed in accordance with 12VAC5-590-440 by the Division of Consolidated Laboratory Services (DCLS) or by a laboratory certified by DCLS for drinking water samples.~~

12VAC5-590-382. Inorganic chemicals compliance.

A. When the results of sampling for antimony, arsenic, asbestos, barium, beryllium, cadmium, cyanide (as free cyanide), chromium, fluoride, mercury, nickel, selenium, or thallium exceed the applicable PMCL, the owner shall collect a confirmation sample, at the same sampling point, within two weeks of notification of the analytical results of the first sample. The fluoride PMCL applies only to community waterworks.

1. The results of the initial and confirmation samples shall be averaged to determine compliance with subsection A of this section. The commissioner has the discretion to delete results of obvious sampling errors.

2. Compliance with the PMCLs for antimony, arsenic, asbestos, barium, beryllium, cadmium, cyanide (as free cyanide), chromium, fluoride, mercury, nickel, selenium, and thallium in Table 340.1 shall be determined based on the analytical results obtained at each sampling point.

a. For waterworks that are conducting monitoring more frequently than annually, compliance with the PMCL for antimony, arsenic, asbestos, barium, beryllium, cadmium, cyanide (as free cyanide), chromium, fluoride, mercury, nickel, selenium, or thallium is determined by a running annual average at each sampling point. If the average at any sampling point is greater than the PMCL, then the waterworks is out of compliance. If any single sample would cause the annual average to be exceeded, then the waterworks is out of compliance immediately. Any sample below the method detection limit shall be calculated as zero for the purpose of determining the annual average. If an owner fails to collect the required number of samples, compliance (average concentration) shall be based on the total number of samples collected.

b. For waterworks that are monitoring annually, or less frequently, the waterworks is out of compliance with the PMCL for antimony, arsenic, asbestos, barium, beryllium, cadmium, cyanide (as free cyanide), chromium, fluoride, mercury, nickel, selenium, or thallium if the average of the original sample and a confirmation sample of a contaminant at any sampling point is greater than the PMCL. Waterworks monitoring annually or less frequently whose sample results exceeds the PMCL shall begin quarterly sampling. The waterworks shall not be considered in violation of the PMCL until the owner has completed one year of quarterly sampling. However, if the confirmation sample is not collected, the owner is in violation of the PMCL for antimony, arsenic, asbestos, barium, beryllium, cadmium, cyanide (as free cyanide), chromium, fluoride, mercury, nickel, selenium, or thallium. If an owner fails to collect the required number of samples, compliance (average concentration) shall be based on the total number of samples collected.

B. Compliance with the PMCLs for nitrate and nitrite shall be determined based on the analytical results obtained at each sampling point. The waterworks is not out of compliance with the PMCL if the concentrations of these contaminants are equal to or below the PMCLs. Where nitrate or nitrite sample results exceed the PMCL, the owner shall collect a confirmation sample, from the same sampling point that exceeded the PMCL within 24 hours of the waterworks' receipt of the analytical results of the first sample. The results of the initial and confirmation sample shall be averaged to determine compliance. Owners unable to comply with the 24-hour sampling requirement shall immediately notify the consumers in the area served by the waterworks in accordance with 12VAC5-590-540 A 1. Owners exercising this option shall take and analyze a confirmation sample within two weeks of notification of the analytical results of the first sample. The commissioner may require more frequent monitoring. The commissioner has the discretion to delete results of obvious sampling errors.

1. Nitrate nitrogen (NO₃-N) levels not exceeding 20 mg/L may be allowed in a noncommunity waterworks if the owner:

a. Demonstrates to the satisfaction of the commissioner that this water will not be available to children under six months of age;

b. Provides continuous posting of the fact that NO₃-N levels exceed 10 mg/L and the potential health effects of exposure;

c. Notifies health officials annually of NO₃-N levels that exceed 10 mg/L; and

d. The commissioner shall determine that no adverse health effects will result.

2. Nitrite in water poses a significant health hazard. Water with nitrite-nitrogen concentrations over 1 mg/L should not be used for infant feedings.

C. Compliance with the SMCLs for aluminum, chloride, copper, corrosivity, fluoride, foaming agents, iron, manganese, silver, sulfate, or zinc shall be determined based on the analytical results obtained at each sampling point. When the result of a sample exceeds the applicable SMCL, the owner should collect a confirmation sample, at the same sampling point, within two weeks of notification of the analytical results of the first sample. The results of the initial and confirmation samples shall be averaged to determine compliance. If the average concentration level of any of these constituents exceeds the SMCL, the commissioner shall determine whether treatment for the constituents can be accomplished or more suitable supplies are, or can be made available. This determination shall be made as quickly as possible. If either of these alternatives is feasible, corrective action shall be promptly collected by the owner if deemed necessary by the commissioner. Exceeding the fluoride SMCL requires annual public notice (See 12VAC5-590-540 G).

12VAC5-590-383. Organic chemicals compliance.

A. When the results of sampling indicate positive results for contaminants listed in Table 340.2, the owner shall collect a confirmation sample, at the same sampling point, within two weeks of notification of the analytical results of the first sample.

B. The results of the initial and confirmation sample shall be averaged to determine the waterworks' compliance in accordance with subsection C of this section. The commissioner has the discretion to delete results of obvious sampling errors.

C. Compliance with Table 340.2 shall be determined based on the analytical results obtained at each sampling point. Any samples

below the detection limit shall be calculated as zero for the purposes of determining the annual average. If an owner fails to collect the required number of samples, compliance (average concentration) shall be based on the total number of samples collected.

1. For waterworks that are conducting monitoring more frequently than annually, compliance is determined by a running annual average of all samples collected at each sampling point. If the annual average of any sampling point is greater than the PMCL, then the waterworks is out of compliance. If the initial sample or a subsequent sample would cause the annual average to be exceeded, then the waterworks is out of compliance immediately. Any samples below the detection limit shall be calculated as zero for purposes of determining the annual average.

2. If monitoring is conducted annually, or less frequently, the waterworks is not in violation if the average of the initial and confirmation sample is greater than the PMCL for that contaminant; however, the owner shall begin quarterly sampling. The waterworks will not be considered in violation of the PMCL until it has completed one year of quarterly sampling. If any sample will cause the running annual average to exceed the PMCL at any sampling point, the waterworks is immediately out of compliance with the PMCL.

12VAC5-590-384. Disinfectant residuals, disinfection byproducts, and disinfection byproduct precursor compliance.

A. General requirements.

1. Where compliance is based on a running annual average of monthly or quarterly samples or averages and the owner fails to monitor for TTHM, HAA5, or bromate, this failure to monitor shall be treated as a monitoring violation for the entire period covered by the annual average. Where compliance is based on a running annual average of monthly or quarterly samples or averages and the owners' failure to monitor makes it impossible to determine compliance with MRDLs for chlorine and chloramines, this failure to monitor shall be treated as a monitoring violation for the entire period covered by the annual average.

2. All samples collected and analyzed under the provisions of this section shall be included in determining compliance, even if that number is greater than the minimum required.

3. A waterworks is in violation of the PMCL when the LRAA exceeds the PMCLs in Table 340.6, calculated based on four consecutive quarters of monitoring (or the LRAA calculated based on fewer than four quarters of data if the PMCL would be exceeded regardless of the monitoring results of subsequent quarters). Waterworks are in violation of the monitoring requirements for each quarter that a monitoring result would be used in calculating an LRAA if the owner fails to monitor.

B. Disinfection byproducts.

1. TTHM and HAA5.

a. Owners of waterworks required to monitor quarterly shall calculate LRAAs for TTHM and HAA5 using monitoring results collected under 12VAC5-590-374 F and determine that each LRAA does not exceed the PMCL in order to comply with PMCLs in Table 340.6. If the owner fails to complete four consecutive quarters of monitoring, the owner shall calculate compliance with the PMCL based on the average of the available data from the most recent four quarters. If the owner collects more than one sample per quarter at a monitoring location, the owner shall average all samples collected in the quarter at that location to determine a quarterly average to be used in the LRAA calculation.

b. Owners of waterworks required to monitor yearly or less frequently shall determine that each sample collected is less than the PMCL in order to determine compliance with PMCLs in Table 340.6. If any sample exceeds the PMCL, the owner shall comply with the requirements of 12VAC5-590-374 F 5. If no sample exceeds the PMCL, the sample result for each monitoring location is considered the LRAA for that monitoring location.

c. Waterworks are in violation of the monitoring requirements for each quarter that a monitoring result would be used in calculating an LRAA if the owner fails to monitor.

d. Waterworks have exceeded the operational evaluation level at any monitoring location where the sum of the two previous quarters' TTHM results plus twice the current quarter's TTHM result, divided by four to determine an average, exceeds 0.080 mg/L, or where the sum of the two previous quarters' HAA5 results plus twice the current quarter's HAA5 result, divided by four to determine an average, exceeds 0.060 mg/L.

(1) Owners of waterworks that exceed the operational evaluation level shall conduct an operational evaluation and submit a written report of the evaluation to the commissioner on a form approved by the department no later than 90 days after being notified of the analytical result that causes the waterworks to exceed the operational evaluation level. The written report shall be made available to the public upon request.

(2) The operational evaluation report shall include an examination of waterworks treatment and distribution operational practices, including source water conditions, storage tank operations, excess storage capacity, distribution system flushing, changes in sources or source water quality, and treatment changes or problems that may contribute to TTHM and HAA5 formation and what steps could be considered to minimize future exceedances.

(3) The owner may request and the commissioner may allow waterworks to limit the scope of the evaluation if the owner is able to identify the cause of the operational evaluation level exceedance. The request to limit the scope of the evaluation does not extend the schedule in subdivision B 1 d (1) of this section for submitting the written report. The commissioner shall approve this limited scope of evaluation in writing and the owner shall keep that approval with the completed report.

2. Bromate. Compliance shall be based on a running annual arithmetic average, computed quarterly, of monthly samples (or, for months in which the owner collects more than one sample, the average of all samples collected during the month) collected

by the owner as prescribed by 12VAC5-590-374 H. If the average of samples covering any consecutive four-quarter period exceeds the PMCL in Table 340.6, the waterworks is in violation of the PMCL and shall notify the public pursuant to 12VAC5-590-540 A 2, in addition to reporting to the commissioner pursuant to 12VAC5-590-530 and 12VAC5-590-531. If an owner fails to complete 12 consecutive months' monitoring, compliance with the PMCL for the last four-quarter compliance period shall be based on an average of the available data.

3. Chlorite. Compliance shall be based on an arithmetic average of each three sample set collected in the distribution system as prescribed by 12VAC5-590-374 G. If the arithmetic average of any three sample set exceeds the PMCL in Table 340.6, the waterworks is in violation of the PMCL and shall notify the public pursuant to 12VAC5-590-540 A 2, in addition to reporting to the commissioner pursuant to 12VAC5-590-530 and 12VAC5-590-531.

C. Disinfectant residuals.

1. Chlorine and chloramines.

a. Compliance shall be based on a running annual arithmetic average, computed quarterly, of monthly averages of all samples collected by the owner under 12VAC5-590-374 I 1 a. If the average covering any consecutive four-quarter period exceeds the MRDL in Table 340.7, the waterworks is in violation of the MRDL and shall notify the public pursuant to 12VAC5-590-540 A 2, in addition to reporting to the commissioner pursuant to 12VAC5-590-530 and 12VAC5-590-531.

b. In cases where waterworks switch between the use of chlorine and chloramines for residual disinfection during the year, compliance shall be determined by including together all monitoring results of both chlorine and chloramines in calculating compliance. Reports submitted pursuant to 12VAC5-590-530 and 12VAC5-590-531 shall clearly indicate which residual disinfectant was analyzed for each sample.

c. Notwithstanding the MRDLs listed in Table 340.7, operators may increase residual disinfectant levels of chlorine or chloramines in the distribution system to a level and for a time necessary to protect public health to address specific microbiological contamination problems caused by circumstances such as distribution line breaks, storm runoff events, source water contamination, or cross-connections.

2. Chlorine dioxide.

a. Acute violations. Compliance shall be based on consecutive daily samples collected by the owner under 12VAC5-590-374 I 2 a. If any daily sample collected at the entrance to the distribution system exceeds the MRDL in Table 340.7, and on the following day one (or more) of the three samples collected in the distribution system exceed the MRDL, the waterworks is in violation of the MRDL and shall take immediate corrective action to lower the level of chlorine dioxide below the MRDL and shall notify the public pursuant to the procedures for Tier 1 conditions in 12VAC5-590-540 A 1 in addition to reporting to the commissioner pursuant to 12VAC5-590-530 and 12VAC5-590-531. Failure to collect samples in the distribution system the day following an exceedance of the chlorine dioxide MRDL at the entrance to the distribution system shall also be considered an MRDL violation and the owner shall notify the public of the violation in accordance with the provisions for Tier 1 conditions in 12VAC5-590-540 A 1 in addition to reporting to the commissioner pursuant to 12VAC5-590-530 and 12VAC5-590-531.

b. Non-acute violations. Compliance shall be based on consecutive daily samples collected by the owner under 12VAC5-590-374 I 2 a. If any two consecutive daily samples collected at the entrance to the distribution system exceed the MRDL in Table 340.7 and all distribution system samples collected are below the MRDL, the waterworks is in violation of the MRDL and shall take corrective action to lower the level of chlorine dioxide below the MRDL at the point of sampling and shall notify the public pursuant to the procedures for Tier 2 conditions in 12VAC5-590-540 A 2 in addition to reporting to the commissioner pursuant to 12VAC5-590-530 and 12VAC5-590-531. Failure to monitor at the entrance to the distribution system the day following an exceedance of the chlorine dioxide MRDL at the entrance to the distribution system is also an MRDL violation and the owner shall notify the public of the violation in accordance with the provisions for Tier 2 conditions in 12VAC5-590-540 A 2 in addition to reporting to the commissioner pursuant to 12VAC5-590-530 and 12VAC5-590-531.

D. Disinfection byproduct precursors (DBPP).

1. Compliance shall be determined as specified by 12VAC5-590-411 A 3.

2. For waterworks required to meet Step 1 TOC removals, if the value calculated under 12VAC5-590-411 A 3 a (4) is less than 1.00, the waterworks is in violation of the treatment technique requirements and shall notify the public pursuant to 12VAC5-590-540 A 2 in addition to reporting to the commissioner pursuant to 12VAC5-590-530 and 12VAC5-590-531.

12VAC5-590-385. Lead and copper action level compliance.

A. The lead action level is exceeded if the concentration of lead in more than 10% of tap water samples collected during any monitoring period conducted in accordance with 12VAC5-590-375 B is greater than 0.015 mg/L (i.e., if the 90th percentile lead level is greater than 0.015 mg/L).

B. The copper action level is exceeded if the concentration of copper in more than 10% of tap water samples collected during any monitoring period conducted in accordance with 12VAC5-590-375 B is greater than 1.3 mg/L (i.e., if the 90th percentile copper level is greater than 1.3 mg/L).

C. The 90th percentile lead and copper levels shall be computed as follows:

1. The results of all lead or copper samples taken during a monitoring period shall be placed in ascending order from the sample with the lowest concentration to the sample with the highest concentration. Each sampling result shall be assigned a

number, ascending by single integers beginning with the number 1 for the sample with the lowest contaminant level. The number assigned to the sample with the highest contaminant level shall be equal to the total number of samples taken.

2. The number of samples taken during the monitoring period shall be multiplied by 0.9.

3. The contaminant concentration in the numbered sample yielded by the calculation in subdivision C 2 of this section is the 90th percentile contaminant level.

4. For waterworks serving fewer than 100 people that collect five samples per monitoring period, the 90th percentile is computed by taking the average of the highest and second highest concentrations.

5. For an owner that has been allowed by the commissioner to collect fewer than five samples in accordance with 12VAC5-590-375 B 3, the sample result with the highest concentration is considered the 90th percentile value.

12VAC5-590-388. Radiological compliance.

A. MCLGs for radionuclides are listed in Table 546.1 of 12VAC5-590-546 B.

B. PMCLs for radionuclides are applicable to community waterworks only and are listed in Table 340.4. Compliance with PMCLs will be determined based on the analytical results obtained at each entry point. If one entry point is in violation of a PMCL, the waterworks is in violation of the PMCL.

1. For waterworks monitoring more than once per year, compliance with the PMCL is determined by a running annual average at each entry point. If the average of any entry point is greater than the PMCL, then the waterworks is out of compliance with the PMCL.

2. For waterworks monitoring more than once per year, if any sample result will cause the running average to exceed the PMCL at any entry point, the waterworks is out of compliance with the PMCL immediately.

3. All samples collected and analyzed under the provisions 12VAC5-590-378 shall be included in determining compliance, even if that number is greater than the minimum required.

4. If an owner does not collect all required samples when compliance is based on a running annual average of quarterly samples, compliance will be based on the running average of the samples collected.

5. If a sample result is less than the detection limit as specified in Table 378.1, zero will be used to calculate the annual average, unless a gross alpha particle activity is being used in lieu of radium-226 or uranium. If the gross alpha particle activity result is less than the detection limit as specified in Table 378.1, 1/2 the detection limit will be used to calculate the annual average.

C. Radiological (gross alpha, combined radium-226 and radium-228, uranium and man-made radioactivity).

1. Compliance with the radiological PMCLs shall be based on the annual average results. PMCLs are indicated in Table 340.4. Sampling for radiological analysis shall be in compliance with 12VAC5-590-378.

2. Compliance shall be determined by rounding off results to the same number of significant figures as the PMCL for the substance in question.

D. If a PMCL for radioactivity set forth in Table 340.4 is exceeded, the owner shall give notice to the commissioner pursuant to 12VAC5-590-530 and to the public as required by 12VAC5-590-540 A 2.

12VAC5-590-390. Chemical and physical qualityPhysical constituent compliance.

A. Necessary action for noncompliance:

1. Inorganic chemicals. See 12VAC5-590-530 B and 12VAC5-590-540.

2. Organic chemicals. See 12VAC5-590-530 B and 12VAC5-590-540.

3. Turbidity. See 12VAC5-590-530 B and 12VAC5-590-540.

A. Color, odor, pH, and total dissolved solids.

1. When the results of sampling for color, odor, pH, or total dissolved solids exceed the applicable SMCL, the owner shall collect a confirmation sample, at the same sampling site, within two weeks of notification of the analytical results of the first sample.

2. The results of the initial and confirmation samples shall be averaged to determine compliance with 12VAC5-590-340 C. The commissioner has the discretion to void results of obvious sampling errors.

4-3. If the average concentration level of a substance of color, odor, pH or total dissolved solids is greater than the Secondary Maximum Contaminant Level SMCL, the division will commissioner shall determine whether treatment to remove the substance can be accomplished or more suitable supplies are, or can be made available. This determination will be made as quickly as possible. If either of these alternatives is possible, corrective action shall be promptly taken by the owner if deemed necessary by the division.

B. Specific limits. No attempt has been made to prescribe specific limits for every contaminant that might enter a water supply or waterworks. Although the need exists for continued attention to the entry of chemical and physical substances into water, the limits are confined to substances recognized as being detrimental to the health or well-being of the consumer. Limits for innumerable substances would require an impossible burden of analytical examination. The specific limits included in these regulations are listed in Tables 2-2, 2-3, and 2-4. Turbidity in groundwater sources not required to filter shall not:

1. Interfere with disinfection throughout the distribution system;

2. Cause taste and odors upon disinfection; or

3. Cause consumers to question the safety of their drinking water.

12VAC5-590-391. Treatment technique requirements.

A. When it is not technically or economically feasible to monitor for a particular PMCL contaminant, one or more specific treatment techniques that lead to a reduction in the level of that contaminant shall be required. The application of that treatment technique reduces the contaminant in question to a level that achieves compliance with this chapter.

B. Failure to continuously maintain the treatment technique is a violation of this chapter and public notification in accordance with 12VAC5-590-540 A 2 is required.

12VAC5-590-392. Coliform treatment technique triggers and assessment requirements.

A. Assessments shall be conducted in accordance with subsections C, D, and E of this section after exceeding treatment technique triggers.

B. Treatment technique triggers.

1. Level 1 treatment technique triggers:

a. For owners required to collect 40 or more samples per month, the number of total coliform-positive samples exceeds 5.0% of the number of samples collected for the month.

b. For owners required to collect fewer than 40 samples per month, when there are two or more total coliform-positive samples in the same month.

c. The owner fails to collect every required repeat sample after any single total coliform-positive sample.

2. Level 2 treatment technique triggers:

a. An E. coli PMCL violation, as specified in 12VAC5-590-380 B 2.

b. A second Level 1 trigger occurs within a rolling 12-month period, unless the commissioner has determined a likely reason for the first Level 1 treatment technique trigger and that the owner has corrected the problem.

C. Assessment requirements.

1. Level 1 and 2 assessments shall be conducted in order to identify the possible presence of sanitary defects and defects in the distribution system coliform monitoring practices. The owner shall be responsible for conducting Level 1 assessments. Level 2 assessments shall be conducted by the commissioner.

2. When conducting Level 1 and Level 2 assessments, the assessor shall include:

a. ~~A review~~ An evaluation and identification of inadequacies in sample sites, sampling protocol, and sample processing;

b. ~~A review~~ An evaluation of atypical events that could affect distributed water quality or indicate that distributed water quality was impaired;

c. Evaluation of changes in distribution system maintenance and operation that could affect distributed water quality, including water storage;

d. Evaluation of source and treatment considerations that impact distributed water quality; and

e. Evaluation of existing water quality monitoring data.

3. Level 1 assessment.

a. The owner shall complete the assessment and document the assessment on ~~the Waterworks Level 1 Assessment form~~ form approved by the department. The owner shall submit the assessment form, as soon as practical, but within 30 days after the owner learns that a trigger in subdivision B 1 of this section has been exceeded.

b. If the commissioner ~~reviews~~ evaluates the completed Level 1 assessment and determines that the assessment is not sufficient, including any proposed timetable for any corrective actions, the commissioner shall consult with the owner. If the commissioner requires revisions after the consultation, the owner shall submit a revised assessment form to the ~~appropriate~~ department on an agreed upon schedule not to exceed 30 days from the date of consultation.

c. Upon completion and submission of the assessment form by the owner, the commissioner shall determine if the owner has identified a likely cause for the Level 1 trigger and, if so, confirm that the owner has corrected the problem or has included a schedule acceptable to the commissioner for correcting the problem.

4. Level 2 assessment.

a. ~~ODW~~ The department will complete the assessment and document the assessment ~~on the Waterworks Level 2 Assessment form on a form developed by the department~~. ~~ODW staff~~ The department will consult with the owner during the assessment and complete the assessment within 30 days upon learning a waterworks has exceeded any trigger in subdivision B 2 of this section.

b. The commissioner will send to the owner the completed assessment form, which will describe any detected sanitary defects, corrective actions completed or needed and, if needed, a timetable to complete corrective actions. The owner will return the form within seven days with signature that indicates concurrence with the listed actions needed and timetable to complete the corrective actions. If the owner does not concur with either an action or timetable to complete a corrective action, the owner shall notify the commissioner, complete consultation with the commissioner, and develop a revised corrective action schedule. The owner shall submit the revised schedule to the commissioner for ~~review~~ evaluation and

approval within 30 days of the date of the consultation.

D. Corrective actions.

1. The owner shall correct sanitary defects found through either Level 1 or 2 assessment conducted under subsection C of this section.
2. The owner shall complete the corrective action or corrective actions in compliance with the timetable approved by the commissioner in consultation with the owner. The owner shall notify the ~~appropriate ODW field office~~ department no later than seven days after each scheduled corrective action is completed.

E. Consultation.

1. At any time during the assessment or corrective action phase, either the owner or the commissioner may request a consultation with the other party to determine the appropriate actions to be taken.
2. The owner may consult with the commissioner on all relevant information that may impact the ability to comply with subsection D of this section.

F. Violations. Failure to conduct the required assessment or corrective actions in accordance with subsections C and D of this section, after exceeding a treatment technique trigger specified in subsection B of this section, is a treatment technique violation. The owner shall provide public notification as required under Tier 2 conditions specified in ~~12VAC5-590-540~~12VAC5-590-540 A 2.

12VAC5-590-395. Surface water and GUDI source, polymer, and recycle treatment techniques.

A. Surface water and GUDI source treatment techniques.

1. The filtration and disinfection provisions of this section are required treatment techniques for any waterworks supplied by a surface water source and waterworks supplied by a GUDI source. The treatment technique requirements are in lieu of a PMCL for the following contaminants: Giardia lamblia, viruses, heterotrophic bacteria, Cryptosporidium, Legionella, and turbidity. Each waterworks with a surface water source or a GUDI source shall provide treatment of that source water that complies with these treatment technique requirements. See 12VAC5-590-401 for filtration log removal credits and required log inactivation for Cryptosporidium. See 12VAC5-590-500 for log removal credits and required log inactivation for Giardia lamblia and viruses. The treatment technique requirements consist of installing and properly operating water treatment processes that reliably achieve:

- a. At least 99.9% (3-log) removal or inactivation of Giardia lamblia between a point where the source water is not subject to recontamination by surface water runoff and a point downstream before or at the first customer;
- b. At least 99.99% (4-log) removal or inactivation of viruses between a point where the source water is not subject to recontamination by surface water runoff and a point downstream before or at the first customer; and
- c. At least 99% (2-log) removal of Cryptosporidium between a point where the source water is not subject to recontamination by surface water runoff and a point downstream before or at the first customer.

2. A waterworks that uses a surface water source or a GUDI source is considered to be in compliance with the requirements of subdivision A 1 of this section if it meets the following disinfection and filtration requirements:

a. Disinfection requirements.

(1) The disinfection treatment shall be sufficient to ensure that the total treatment processes of that waterworks achieve at least 99.9% (3-log) inactivation or removal of Giardia lamblia and at least 99.99% (4-log) inactivation or removal of viruses. If any physical process can achieve at least a 3-log removal of Giardia lamblia but cannot adequately remove pathogens, then the disinfection treatment shall provide a second treatment barrier for Giardia lamblia, Legionella, heterotrophic bacteria, and viruses. The disinfection treatment shall be sufficient to assure at least a 0.5 log inactivation of Giardia lamblia.

(2) The residual disinfectant concentration in the water entering the distribution system shall not be less than 0.2 mg/L for more than four hours.

(3) The residual disinfectant concentration in the distribution system, measured as total chlorine, free chlorine, combined chlorine, or chlorine dioxide shall not be undetectable in more than 5% of the samples each month, for any two consecutive months that the waterworks serves water to the public. If the commissioner determines that a waterworks is experiencing excessive coliform occurrences in its distribution system, then the commissioner may require the owner to maintain minimum chlorine levels of 0.2 mg/L or monochloramine levels of 0.5 mg/L throughout the distribution system. Water in the distribution system with a heterotrophic bacteria concentration less than or equal to 500/mL, measured as HPC is deemed to have a detectable disinfectant residual for purposes of determining compliance with this requirement. Thus, the value "V", in %, in the following formula shall not exceed 5% in one month, for any two consecutive months.

$$V = \left[\frac{(c + d + e)}{(a + b)} \right] * 100$$

where:

a = number of instances where the residual disinfectant concentration is measured;

b = number of instances where the residual disinfectant concentration is not measured but HPC is measured;

c = number of instances where the residual disinfectant concentration is measured but not detected and no HPC is measured;

d = number of instances where no residual disinfectant concentration is detected and where the HPC is greater than 500/mL; and

e = number of instances where the residual disinfectant concentration is not measured and HPC is greater than 500/mL.

(4) The commissioner may determine that the HPC compliance requirements of subdivision A 2 a (3) of this section do not apply based on site-specific considerations or if an owner has no means for having a sample transported and analyzed for HPC by a certified laboratory under the requisite time and temperature conditions and the waterworks is providing adequate disinfection in the distribution system.

b. Filtration requirements. All waterworks that use a surface water source or a GUDI source shall provide filtration treatment by using one of the following methods:

(1) Conventional filtration.

(a) Achieve a filtered water turbidity of less than or equal to 0.3 NTU in at least 95% of the measurements taken each month. Samples shall be representative of the waterworks' filtered water.

(b) The turbidity level of representative samples of a waterworks' filtered water shall at no time exceed one NTU, measured as specified in 12VAC5-590-440.

(c) A waterworks that uses lime softening may acidify representative samples prior to analysis using a protocol approved by the commissioner.

(d) Water treatment plants utilizing conventional or direct filtration with gravity flow granular media filters are capable of producing filtered water with turbidity consistently less than 0.10 NTU. Therefore, for these types of water treatment plants, the operational goal for filter effluent turbidity for each filter, before any post-filtration chemical addition, shall be 0.10 NTU.

(2) Diatomaceous earth filtration.

(a) The turbidity level of representative samples of a waterworks' filtered water shall be less than or equal to one NTU in at least 95% of the measurements taken each month.

(b) The turbidity level of representative samples of a waterworks' filtered water shall at no time exceed five NTU.

(3) Slow sand filtration.

(a) The turbidity level of representative samples of a waterworks' filtered water shall be less than or equal to one NTU in at least 95% of the measurements taken each month, except that if the commissioner determines there is no significant interference with disinfection at a higher turbidity level, the commissioner may substitute this higher turbidity limit for that waterworks.

(b) The turbidity level of representative samples of a waterworks' filtered water shall at no time exceed five NTU.

(4) Membranes, bag and cartridge filters.

(a) The turbidity level of representative samples of a waterworks' filtered water shall be less than or equal to 0.3 NTU in at least 95% of the measurements taken each month, except that if the commissioner determines there is no significant interference with disinfection at a higher turbidity level, the commissioner may substitute this higher turbidity limit for that waterworks.

(b) Water treatment plants utilizing membrane filtration are capable of producing filtered water with turbidity consistently less than 0.05 NTU. Therefore, for these types of water treatment plants, the operational goal for filter effluent turbidity for each filter, before any post-filtration chemical addition, is 0.05 NTU.

(c) The turbidity level of representative samples of a waterworks' filtered water shall at no time exceed one NTU.

(5) An owner may use a filtration technology not listed in this section if the owner demonstrates to the satisfaction of the commissioner by full scale pilot plant studies or challenge studies, or by other approved means that the alternative filtration technology, in combination with disinfection, will meet the requirements of this section.

3. Once the commissioner has determined that a waterworks has a surface water source or is a GUDI source (see 12VAC5-590-430), filtration and disinfection treatment are required. The owner shall install and have in operation treatment units that meet the requirements described in subdivisions A 1 and A 2 of this section no later than 18 months following the commissioner's determination. During the interim period, until filtration and disinfection treatment is installed and in operation, the owner shall discontinue use of the surface water source or GUDI source unless the source must remain in service because discontinuing the source is not a viable option, at which point the owner shall:

a. Issue a continuous boil water notice through the public notification procedure in 12VAC5-590-540 A 1 until such time as the required filtration and disinfection treatment is installed and is in operation;

b. Provide disinfection treatment to achieve a 4-log inactivation of virus during the interim period before filtration is installed. Monitoring equipment shall be installed that will ensure compliance with this requirement; and

c. Increase bacteriological sampling frequency in the distribution system. For waterworks that collect routine distribution system bacteriological samples at a monthly frequency, the waterworks shall collect twice the number of samples required for that population each month. For waterworks that collect routine bacteriological samples at a quarterly frequency, the waterworks shall increase the sampling frequency to monthly.

B. Polymer treatment techniques.

1. Each owner shall certify annually in writing to the commissioner (using third party or manufacturer's certification) that, when

polymers containing acrylamide or epichlorohydrin are used by the waterworks, the combination (or product) of dose and monomer level does not exceed the following specified levels:

- a. Acrylamide = 0.05% dosed at one ppm (or equivalent) of polymer.
- b. Epichlorohydrin = 0.01% dosed at 20 ppm (or equivalent) of polymer.

2. Certifications may rely on manufacturers or third parties, as approved by the commissioner.

C. Recycle treatment techniques.

1. If spent filter backwash water, thickener supernatant, or liquids from dewatering processes are recycled, in any waterworks supplied by a surface water source and waterworks supplied by a GUDI source that employ conventional filtration or direct filtration treatment, then they are subject to the recycle treatment technique requirement.

2. Under this requirement recycle flows shall be returned through all the processes of the treatment system, or an alternative location approved by the commissioner.

12VAC5-590-400. Radiological quality: (Repealed)

~~The effects of human radiation exposure are viewed as harmful, and any unnecessary exposure to ionizing radiation should be avoided:~~

~~A. Maximum contaminant level goals for radionuclides are listed in subsection A of Table 2.5 of 12VAC5-590-440.~~

~~B. Maximum contaminant levels for radionuclides are applicable to community waterworks only and are listed in this section and subsection B of Table 2.5:~~

~~1. (Reserved.)~~

~~2. PMCL for combined radium-226 and radium-228. The primary maximum contaminant level for combined radium-226 and radium-228 is 5 pCi/L. The combined radium-226 and radium-228 value is determined by the addition of the results of the analysis for radium-226 and the analysis for radium-228.~~

~~3. PMCL for gross alpha particle activity (excluding radon and uranium). The primary maximum contaminant level for gross alpha particle activity (including radium-226 but excluding radon and uranium) is 15 pCi/L.~~

~~4. PMCL for uranium. The primary maximum contaminant level for uranium is 30 µg/l.~~

~~5. PMCL for beta particle and photon radioactivity:~~

~~a. The average annual concentration of beta particle and photon radioactivity from man-made radionuclides in drinking water must not produce an annual dose equivalent to the total body or any internal organ greater than 4 millirem/year (mrem/year).~~

~~b. Except for the radionuclides listed in schedule 1 of Table 2.5, the concentration of man-made radionuclides causing 4 mrem total body or organ dose equivalents must be calculated on the basis of 2 liter per day drinking water intake using the 168 hour data list in "Maximum Permissible Body Burdens and Maximum Permissible Concentrations of Radionuclides in Air and in Water for Occupational Exposure," NBX (National Bureau of Standards) Handbook 69 as amended August 1963, U.S. Department of Commerce. A copy of this document may be reviewed at the Virginia Department of Health Office of Drinking Water office in Richmond, Virginia. If two or more radionuclides are present, the sum of their annual dose equivalent to the total body or to any organ shall not exceed 4 mrem/year.~~

~~6. Compliance dates. Compliance dates for combined radium-226 and radium-228, gross alpha particle activity, gross beta particle and photon radioactivity, and uranium: community waterworks owners must comply with the PMCLs listed in subdivisions 2, 3, 4, and 5 of this subsection beginning December 8, 2003, and compliance shall be determined in accordance with the requirements of 12VAC5-590-370 D. Compliance with reporting requirements for the radionuclides under 12VAC5-590-545 and 12VAC5-590-540 is required on December 8, 2003.~~

VAC5-590-401. Enhanced filtration and disinfection for Cryptosporidium treatment techniques.

A. All waterworks using a surface water source or a GUDI source shall comply with the requirements of this section based on their population or if the waterworks is a wholesaler, based on the population of the largest waterworks in the combined distribution system.

B. Owners shall conduct an initial and a second round of source water monitoring for each water treatment plant that treats a surface water or GUDI source. This monitoring may include sampling for Cryptosporidium, E. coli, and turbidity to determine what level, if any, of additional Cryptosporidium treatment is required.

1. Initial round of source water monitoring. Owners shall conduct the following monitoring on the schedule in subdivision B 3 of this section unless they meet the monitoring avoidance criteria in subdivision B 4 of this section.

a. Owners of waterworks serving at least 10,000 people shall sample their source water for Cryptosporidium, E. coli, and turbidity at least monthly for 24 months.

b. Owners of waterworks serving fewer than 10,000 people:

(1) Shall sample their source water for E. coli at least once every two weeks for 12 months, or

(2) May avoid E. coli monitoring if the waterworks notifies the commissioner that it will monitor for Cryptosporidium as described in subdivision B 1 c of this section. The owner shall notify the commissioner no later than three months prior to the date the waterworks is otherwise required to start E. coli monitoring.

c. Owners of waterworks serving fewer than 10,000 people shall sample their source water for Cryptosporidium at least

twice per month for 12 months or at least monthly for 24 months if they meet one of the following, based on monitoring conducted under subdivision B 1 b of this section:

- (1) For waterworks using lake/reservoir sources, the annual mean E. coli concentration is greater than 10 E. coli/100 mL.
- (2) For waterworks using flowing stream sources, the annual mean E. coli concentration is greater than 50 E. coli/100 mL.
- (3) The waterworks does not conduct E. coli monitoring as described in subdivision B 1 b of this section.
- (4) Waterworks using a GUDI source shall comply with the requirements of subdivision B 1 c of this section based on the E. coli level that applies to the nearest surface water body. If no surface water body is nearby, the waterworks shall comply based on the requirements that apply to waterworks using lake/reservoir sources.
- d. For waterworks serving fewer than 10,000 people, the commissioner may approve monitoring for an indicator other than E. coli under subdivision B 1 b (1) of this section. The commissioner also may approve an alternative to the E. coli concentration in subdivision B 1 c (1), B 1 c (2) or B 1 c (4) of this section to trigger Cryptosporidium monitoring. This approval by the commissioner shall be provided to the waterworks in writing and shall include the basis for the commissioner's determination that the alternative indicator or trigger level will provide a more accurate identification of whether a waterworks will exceed the Bin 1 Cryptosporidium level in subdivision B 1 a of this section.
- e. Waterworks may sample more frequently than required under this section if the sampling frequency is evenly spaced throughout the monitoring period.

2. Second round of source water monitoring: Owners shall conduct a second round of source water monitoring that meets the requirements for monitoring parameters, frequency, and duration described in subdivision B 1 of this section, unless they meet the monitoring exemption criteria in subdivision B 4 of this section. Owners shall conduct this monitoring on the schedule in subdivision B 3 of this section.

3. Monitoring schedule. Owners shall begin the monitoring required in subdivisions B 1 and B 2 of this section no later than the month beginning with the date listed in Table 401.1:

TABLE 401.1.
Source Water Monitoring Starting Dates.

<u>Owners of waterworks that serve...</u>	<u>Shall begin the first round of source water monitoring no later than the month beginning...</u>	<u>And shall begin the second round of source water monitoring no later than the month beginning...</u>
<u>At least 100,000 people</u>	<u>October 1, 2006</u>	<u>April 1, 2015</u>
<u>From 50,000 to 99,999 people</u>	<u>April 1, 2007</u>	<u>October 1, 2015</u>
<u>From 10,000 to 49,999 people</u>	<u>April 1, 2008</u>	<u>October 1, 2016</u>
<u>Fewer than 10,000 and monitor for E. coli</u>	<u>October 1, 2008</u>	<u>October 1, 2017</u>
<u>Fewer than 10,000 and monitor for Cryptosporidium^a</u>	<u>April 1, 2010</u>	<u>April 1, 2019</u>
<u>^aApplies to waterworks that meet the conditions of subdivision B 1 c of this section.</u>		

4. Monitoring avoidance.

- a. Owners are not required to conduct source water monitoring if the waterworks will provide a total of at least 5.5-log of treatment for Cryptosporidium, equivalent to meeting the treatment requirements of Bin 4 in subdivision D 2 of this section.
- b. If an owner chooses to provide the level of treatment in subdivision B 4 a of this section, rather than start source water monitoring, the owner shall notify the commissioner in writing no later than the date the owner is otherwise required to submit a sampling schedule for monitoring under subdivision B 5 of this section. Alternatively, an owner may choose to stop sampling at any point after the owner has initiated monitoring if the owner notifies the commissioner in writing that it will provide this level of treatment. Owners shall install and operate technologies to provide this level of treatment by the applicable treatment compliance date in subdivision D 3 of this section.

5. Sampling schedules.

- a. Owners of waterworks required to conduct source water monitoring in accordance with subsection B of this section shall submit a sampling schedule that specifies the calendar dates when the owner shall collect each required sample.
- (1) Owners shall submit sampling schedules to the commissioner no later than three months prior to the applicable date listed in subdivision B 3 of this section for each round of required monitoring.

(2) If the commissioner does not respond to an owner regarding the sampling schedule, the owner shall sample at the reported schedule.

b. Owners shall collect samples within two days before or two days after the dates indicated in their sampling schedule (i.e., within a five-day period around the schedule date) unless one of the conditions of this subdivision apply.

(1) If an extreme condition or situation exists that may pose danger to the sample collector, or that cannot be avoided and causes the owner to be unable to sample in the scheduled five-day period, the owner shall sample as close to the scheduled date as is feasible unless the commissioner approves an alternative sampling date. The owner shall submit an explanation for the delayed sampling date to the commissioner concurrent with the shipment of the sample to the laboratory.

(2) If an owner is unable to report a valid analytical result for a scheduled sampling date due to equipment failure, loss of or damage to the sample, failure to comply with the analytical method requirements, including the quality control requirements of 12VAC5-590-440, or the failure of an approved laboratory to analyze the sample, then the owner shall collect a replacement sample. The owner shall collect the replacement sample not later than 21 days after receiving information that an analytical result cannot be reported for the scheduled date unless the owner demonstrates that collecting a replacement sample within this time frame is not feasible or the commissioner approves an alternative re-sampling date. The owner shall submit an explanation for the delayed sampling date to the commissioner concurrent with the shipment of the sample to the laboratory.

c. Owners of waterworks that fail to meet the criteria of subdivision B 5 b of this section for any source water sample required under subsection B of this section shall revise their sampling schedules to add dates for collecting all missed samples. Owners shall submit the revised schedule to the commissioner for approval prior to when the owner begins collecting the missed samples.

6. Sampling locations.

a. Owners of waterworks required to conduct source water monitoring under subsection B of this section shall collect samples for each water treatment plant that treats a surface water or GUDI source. Where multiple water treatment plants draw water from the same influent, such as the same pipe or intake, the commissioner may approve one set of monitoring results to be used to satisfy the requirements subsection B of this section for all water treatment plants.

b. Owners shall collect source water samples prior to chemical treatment, such as coagulants, oxidants and disinfectants. However, the commissioner may approve the collection of a source water sample after chemical treatment. To grant this approval, the commissioner shall determine that collecting a sample prior to chemical treatment is not feasible for the waterworks and that the chemical treatment is unlikely to have a significant adverse effect on the analysis of the sample.

c. Owners of waterworks that recycle filter backwash water shall collect source water samples prior to the point of filter backwash water addition.

d. Bank filtration.

(1) Waterworks that receive Cryptosporidium treatment credit for bank filtration under 12VAC5-590-395 A 2 b (1) shall collect source water samples in the surface water prior to bank filtration.

(2) Waterworks that use bank filtration as pretreatment to a water treatment plant shall collect source water samples from the well (i.e., after bank filtration). Use of bank filtration during monitoring shall be consistent with routine operational practice. Waterworks collecting samples after a bank filtration process may not receive treatment credit for the bank filtration under subdivision E 4 c of this section.

e. Multiple sources. Owners of waterworks that use multiple water sources, including multiple surface water sources and blended surface water and ground water sources shall collect samples as specified in subdivision B 6 e (1) or B 6 e (2) of this section. The use of multiple sources during monitoring shall be consistent with routine operational practice.

(1) If a sampling tap is available where the sources are combined prior to treatment, owners shall collect samples from the tap.

(2) If a sampling tap where the sources are combined prior to treatment is not available, owners shall collect samples at each source near the intake on the same day and shall follow either subdivision B 6 e (2) (a) or B 6 e (2) (b) of this section for sample analysis.

(a) Owners may composite samples from each source into one sample prior to analysis. The volume of sample from each source shall be weighted according to the proportion of the source in the total water treatment plant flow at the time the sample is collected.

(b) Owners may analyze samples from each source separately and calculate a weighted average of the analysis results for each sampling date. The weighted average shall be calculated by multiplying the analysis result for each source by the fraction the source contributed to total water treatment plant flow at the time the sample was collected and then summing these values.

f. Additional requirements. Owners shall submit a description of their sampling location or locations to the commissioner at the same time as the sampling schedule required in subdivision B 3 of this section. This description shall address the position of the sampling location in relation to the waterworks' water source or sources and treatment processes, including pretreatment, points of chemical treatment, and filter backwash recycle. If the commissioner does not respond to an owner regarding sampling location or locations, the owner shall sample at the reported location or locations.

7. Analytical methods. All analytical methods shall be conducted in accordance with 12VAC5-590-440.

8. Approved laboratories.

a. Cryptosporidium - Owners shall have Cryptosporidium samples analyzed by a laboratory that has received reciprocal certification approved under DCLS' Laboratory Certification Program for Analysis of Cryptosporidium in Water.

b. E. coli - Any laboratory certified by DCLS for total coliform analysis under 12VAC5-590-440 is approved for E. coli analysis when the laboratory uses the same technique for E. coli that the laboratory uses under 12VAC5-590-440. Laboratories shall use methods for enumeration of E. coli in source water approved in 12VAC5-590-440.

c. Turbidity - Measurements of turbidity shall be made by a party approved by the commissioner.

9. Reporting of the source water results shall be in accordance with 12VAC5-590-531.

10. Owners of waterworks treating surface water or GUDI sources that operates for only part of the year shall conduct source water monitoring in accordance with this section, but with the following modifications:

a. Owners shall sample their source water only during the months that the waterworks operates unless the commissioner specifies another monitoring period based on waterworks operating practices.

b. Owners of waterworks that operate less than six months per year and that monitor for Cryptosporidium shall collect at least six Cryptosporidium samples per year during each of two years of monitoring. Samples shall be evenly spaced throughout the period the waterworks operates.

11. New sources:

a. Owners of waterworks that begin using a new source of surface water or GUDI sources after the waterworks is required to begin monitoring under subdivision B 3 of this section shall monitor the new source on a schedule the commissioner approves. Source water monitoring shall meet the requirements of this section. The owner shall also meet the bin classification and Cryptosporidium treatment requirements of subdivisions D 1 and D 2 of this section, for the new source on a schedule the commissioner approves.

b. The requirements of this section apply to waterworks using surface water or GUDI sources that begin operation after the monitoring start date applicable to the waterworks size under subdivision B 3 of this section.

c. The owner shall begin a second round of source water monitoring no later than six years following initial bin classification under subdivision D 1 of this section.

12. Failure to collect any source water sample required under this section in accordance with the sampling schedule, sampling location, analytical method, approved laboratory, and reporting requirements of subdivisions B 5 through B 9 of this section is a monitoring violation.

13. Grandparenting monitoring data. Owners may use (grandparent) monitoring data collected prior to the applicable monitoring start date in subdivision B 3 of this section to meet the initial source water monitoring requirements in subdivision B 1 of this section. Grandparented data may substitute for an equivalent number of months at the end of the monitoring period. All data submitted under this subdivision shall meet the requirements in subdivisions B 13 a through B 13 h of this section and be approved by the commissioner:

a. An owner may grandparent Cryptosporidium samples to meet the requirements of this section when the owner does not have corresponding E. coli and turbidity samples. A waterworks that grandparents Cryptosporidium samples without E. coli and turbidity samples is not required to collect E. coli and turbidity samples when the waterworks completes the requirements for Cryptosporidium monitoring under this section.

b. E. coli sample analysis. The analysis of E. coli samples shall meet the analytical method and approved laboratory requirements of subdivisions B 7 and B 8 of this section.

c. Cryptosporidium sample analysis. The analysis of Cryptosporidium samples shall meet the requirements of subdivision B 8 of this section.

d. The sampling location shall meet the conditions in subdivision B 6 of this section.

e. Cryptosporidium sample collection intervals may vary for the conditions specified in subdivisions B 5 b (1) and B 5 b (2) of this section, if the owner provides documentation of the condition when reporting monitoring results.

(1) The commissioner may approve grandparenting of previously collected data where there are time gaps in the sampling frequency if the owner conducts additional monitoring the commissioner specifies to ensure that the data used to comply with the initial source water monitoring requirements of subsection B of this section are seasonally representative and unbiased.

(2) Owners may grandparent previously collected data where the sampling frequency within each month varied. If the Cryptosporidium sampling frequency varied, owners shall follow the monthly averaging procedure in subdivision D 1 a (5) of this section, when calculating the bin classification for filtered waterworks.

f. Reporting monitoring results for grandparenting. Owners that request to grandparent previously collected monitoring results shall report the following information by the applicable dates listed in the following subdivisions. Owners shall report this information to the commissioner.

(1) Owners shall report that they intend to submit previously collected monitoring results for grandparenting. This report shall specify the number of previously collected results the owner shall submit, the dates of the first and last sample, and

whether an owner shall conduct additional source water monitoring to meet the requirements in subsection B of this section. Owners shall report this information no later than the date the sampling schedule listed in subdivision B 3 of this section is required.

(2) Owners shall report previously-collected monitoring results for grandparenting no later than two months after the applicable date listed in subdivision B 3 of this section. (a) For each sample result, owners shall report the applicable data elements in 12VAC5-590-531 A 5.

(b) Owners shall certify that the reported monitoring results include all results the waterworks generated during the time period beginning with the first reported result and ending with the final reported result. This applies to samples that were collected from the sampling location specified for source water monitoring under subdivision B 1 of this section, not spiked, and analyzed using the laboratory's routine process for the analytical methods listed in this section.

(c) Owners shall certify that the samples were representative of a waterworks' source water and the source waters have not changed. Owners shall report a description of the sampling location or locations, which shall address the position of the sampling location in relation to the waterworks' water source or sources and treatment processes, including points of chemical addition and filter backwash recycle.

(d) For Cryptosporidium samples, the laboratory or laboratories that analyzed the samples shall provide a letter certifying that the quality control criteria specified in the methods listed in subdivision B 8 of this section were met for each sample batch associated with the reported results. Alternatively, the laboratory may provide bench sheets and sample examination report forms for each field, matrix spike, initial precision and recovery (IPR), ongoing precision and recovery (OPR), and method blank sample associated with the reported results.

g. If the commissioner determines that a previously collected data set submitted for grandparenting was generated during source water conditions that were not normal for the waterworks, such as a drought, the commissioner may disapprove the data. Alternatively, the commissioner may approve the previously collected data if the owner reports additional source water monitoring data, as determined by the commissioner, to ensure that the data set used under subdivision D 1 of this section represents average source water conditions for the waterworks.

h. If an owner submits previously collected data that fully meets the number of samples required for initial source water monitoring under subdivision B 1 of this section and some of the data are rejected due to not meeting the requirements of this section, the owner shall conduct additional monitoring to replace rejected data on a schedule the commissioner approves. Owners are not required to begin this additional monitoring until two months after notification that data have been rejected and additional monitoring is necessary.

C. Owners of waterworks that plan to make a significant change to their disinfection practice shall develop disinfection profiles and calculate disinfection benchmarks, as described in 12 VAC 5-590-500.

1. The owner shall notify the commissioner prior to changing the disinfection practice and shall include in this notice the following information:

- a. A completed disinfection profile and disinfection benchmark for Giardia lamblia and viruses.
- b. A description of the proposed change in disinfection practice.
- c. An analysis of how the proposed change will affect the current level of disinfection.

2. Significant changes to disinfection practice are defined as follows:

- a. Changes to the point of disinfection;
- b. Changes to the disinfectant or disinfectants used in the water treatment plant;
- c. Changes to the disinfection process; or
- d. Any other modification identified by the commissioner as a significant change to disinfection practice.

D. Owners shall determine their Cryptosporidium treatment bin classification as described in subdivision D 1 of this section and provide additional treatment for Cryptosporidium, if required, as described in subdivision D 2 of this section. Owners shall implement Cryptosporidium treatment according to the schedule in subdivision D 3 of this section.

1. Bin classification for waterworks.

a. Following completion of the initial round of source water monitoring required under subdivision B 1 of this section, owners shall calculate an initial Cryptosporidium bin concentration for each water treatment plant for which monitoring was required. Calculation of the bin concentration shall use the Cryptosporidium results reported under subdivision B 1 of this section and shall follow these procedures:

(1) For waterworks that collect a total of at least 48 samples, the bin concentration is equal to the arithmetic mean of all sample concentrations.

(2) For waterworks that collect a total of at least 24 samples, but not more than 47 samples, the bin concentration is equal to the highest arithmetic mean of all sample concentrations in any 12 consecutive months during which Cryptosporidium samples were collected.

(3) For waterworks that serve fewer than 10,000 people and monitor for Cryptosporidium for only one year (i.e., collect 24 samples in 12 months), the bin concentration is equal to the arithmetic mean of all sample concentrations.

(4) For water treatment plants that operate only part of the year and that monitor fewer than 12 months per year under

subdivision B 1 of this section, the bin concentration is equal to the highest arithmetic mean of all sample concentrations during any year of Cryptosporidium monitoring.

(5) If the monthly Cryptosporidium sampling frequency varies, owners shall first calculate a monthly average for each month of monitoring. Owners shall then use these monthly average concentrations, rather than individual sample concentrations, in the applicable calculation for bin classification in subdivisions D 1 a (1) through D 1 a (4) of this section.

b. Owners shall determine their initial bin classification from Table 401.2 using the Cryptosporidium bin concentration calculated under subdivision D 1 a of this section:

TABLE 401.2.
Bin Classification for Filtered Waterworks.

For owners of waterworks that are:	with a Cryptosporidium bin concentration of ^a ...	The bin classification is...
<u>...required to monitor for Cryptosporidium under subdivision B 1 of this section</u>	<u>Cryptosporidium less than 0.075 oocysts/L</u>	<u>Bin 1</u>
	<u>Cryptosporidium equal to or greater than 0.075 oocysts/L but less than 1.0 oocysts/L</u>	<u>Bin 2</u>
	<u>Cryptosporidium equal to or greater than 1.0 oocysts/L but less than 3.0 oocysts/L</u>	<u>Bin 3</u>
	<u>Cryptosporidium equal to or greater than 3.0 oocysts/L</u>	<u>Bin 4</u>
<u>...serving fewer than 10,000 people and NOT required to monitor for Cryptosporidium under subdivision B 1 c of this section</u>	<u>NA</u>	<u>Bin 1</u>
^{1a} §Based on calculations in subdivision D 1 a or D 1 c of this section, as applicable		

c. Following completion of the second round of source water monitoring required under subdivision B 2 of this section, owners shall recalculate their Cryptosporidium bin concentration using the Cryptosporidium results reported under subdivision B 2 of this section and following the procedures in subdivisions D 1 a (1) through D 1 a (4) of this section. Owners shall then re-determine their bin classification using this bin concentration and Table 401.3.

d. Reporting of bin classifications.

(1) Owners shall report their initial bin classification under subdivision D 1 b of this section to the commissioner for approval no later than six months after the waterworks is required to complete initial source water monitoring based on the schedule in subdivision B 3 of this section.

(2) Owners shall report their bin classification under subdivision D 1 c of this section to the commissioner for approval no later than six months after the owner is required to complete the second round of source water monitoring based on the schedule in subdivision D 1 a (3) of this section.

(3) The bin classification report to the commissioner shall include a summary of source water monitoring data and the calculation procedure used to determine bin classification.

e. Failure to comply with the conditions of subdivision D 1 d of this section is a violation of the treatment technique requirement.

2. Waterworks additional Cryptosporidium treatment requirements.

a. Waterworks shall provide the level of additional treatment for Cryptosporidium specified in this subdivision based on their bin classification as determined under subdivision D 1 of this section and according to the schedule in subdivision D 3 b of this section.

TABLE 401.3.
Cryptosporidium Treatment Requirements.

If the waterworks bin classification is...	And the waterworks uses the following filtration treatment in full compliance with 12VAC5-590-395 A 1 and 12VAC5-590-395 A 2, then the additional Cryptosporidium treatment requirements are...
--	---

	<u>Conventional filtration treatment (including softening)</u>	<u>Direct filtration</u>	<u>Slow sand or diatomaceous earth filtration</u>	<u>Alternative filtration technologies</u>
<u>Bin 1</u>	<u>No additional treatment</u>	<u>No additional treatment</u>	<u>No additional treatment</u>	<u>No additional treatment</u>
<u>Bin 2</u>	<u>1-log treatment</u>	<u>1.5-log treatment</u>	<u>1-log treatment</u>	<u>a</u>
<u>Bin 3</u>	<u>2-log treatment</u>	<u>2.5-log treatment</u>	<u>2-log treatment</u>	<u>b</u>
<u>Bin 4</u>	<u>2.5-log treatment</u>	<u>3-log treatment</u>	<u>2.5-log treatment</u>	<u>c</u>

^aAs determined by the commissioner such that the total Cryptosporidium removal and inactivation is at least 4.0-log.

^bAs determined by the commissioner such that the total Cryptosporidium removal and inactivation is at least 5.0-log.

^cAs determined by the commissioner such that the total Cryptosporidium removal and inactivation is at least 5.5-log.

b. Additional treatment.

(1) Owners shall use one or more of the treatment and management options listed in subsection E of this section, termed the microbial toolbox, to comply with the additional Cryptosporidium treatment required in subdivision D 2 a of this section.

(2) Waterworks classified in Bin 3 and Bin 4 shall achieve at least 1-log of the additional Cryptosporidium treatment required under subdivision D 2 a of this section using either one or a combination of the following: bag filters, bank filtration, cartridge filters, chlorine dioxide, membranes, ozone, or UV, as described in subdivisions E 3 through E 7 of this section.

c. Failure by a waterworks in any month to achieve treatment credit by meeting criteria in subdivisions E 3 through E 7 of this section for microbial toolbox options that is at least equal to the level of treatment required in subdivision D 2 a of this section is a violation of the treatment technique requirement.

d. If the commissioner determines during a sanitary survey or an equivalent source water assessment that after a waterworks completed the monitoring conducted under subdivision B 1 or B 2 of this section, significant changes occurred in the waterworks' watershed that could lead to increased contamination of the source water by Cryptosporidium, the owner shall take actions specified by the commissioner to address the contamination. These actions may include additional source water monitoring or implementing microbial toolbox options listed in subdivision E 2 of this section.

3. Schedule for compliance with Cryptosporidium treatment requirements.

a. Following initial bin classification in accordance with subdivision D 1 b of this section, waterworks shall provide the level of treatment for Cryptosporidium required under subdivision D 2 of this section according to the schedule in subdivision D 3 b of this section.

b. If the bin classification for a filtered waterworks changes following the second round of source water monitoring, as determined under subdivision D 1 c of this section, the waterworks shall provide the level of treatment for Cryptosporidium required under subdivision D 2 of this section on a schedule the commissioner approves.

E. Owners of waterworks required to provide additional treatment for Cryptosporidium shall implement microbial toolbox options that are designed and operated as described in subdivisions E 1 through E 7 of this section.

1. Waterworks receive the treatment credits listed in Table 401.4 by meeting the conditions for microbial toolbox options described in subdivisions E 3 through E 7 of this section. Waterworks apply these treatment credits to meet the treatment requirements in subdivision D 2 of this section.

2. Microbial Toolbox Summary Table: Options, Treatment Credits and Criteria

TABLE 401.4.

Microbial Toolbox Summary: Options, Treatment Credits and Criteria.

<u>Toolbox Option</u>	<u>Cryptosporidium treatment credit with design and implementation criteria</u>
<u>Source Protection and Management Toolbox Options</u>	
<u>Alternative source/ intake management</u>	<u>No prescribed credit. Owners may conduct simultaneous monitoring for treatment bin classification at alternative intake locations or under alternative intake management strategies. Specific criteria are in subdivision E 3 b of this section.</u>

Pre Filtration Toolbox Options	
<u>Presedimentation basin with coagulation</u>	<u>0.5-log credit during any month that presedimentation basins achieve a monthly mean reduction of 0.5-log or greater in turbidity or alternative performance criteria approved by the commissioner. To be eligible, basins shall be operated continuously with coagulant addition and all water treatment plant flow shall pass through basins. Specific criteria are in subdivision E 4 a of this section.</u>
<u>Two-stage lime softening</u>	<u>0.5-log credit for two-stage softening where chemical addition and hardness precipitation occur in both stages. All water treatment plant flow shall pass through both stages. Single-stage softening is credited as equivalent to conventional treatment. Specific criteria are in subdivision E 4 b of this section.</u>
<u>Bank filtration</u>	<u>0.5-log credit for 25-foot setback; 1.0-log credit for 50-foot setback; aquifer shall be unconsolidated sand containing at least 10% fines; average turbidity in wells shall be less than 1 NTU. Waterworks using wells followed by filtration when conducting source water monitoring shall sample the well to determine bin classification and are not eligible for additional credit. Specific criteria are in subdivision E 4 c of this section.</u>
Treatment Performance Toolbox Options	
<u>Combined filter performance</u>	<u>0.5-log credit for combined filter effluent turbidity less than or equal to 0.15 NTU in at least 95% of measurements each month. Specific criteria are in subdivision E 5 a of this section.</u>
<u>Individual filter performance</u>	<u>0.5-log credit (in addition to 0.5-log combined filter performance credit) if individual filter effluent turbidity is less than or equal to 0.15 NTU in at least 95% of samples each month in each filter and is never greater than 0.3 NTU in two consecutive measurements in any filter. Specific criteria are in subdivision E 5 b of this section.</u>
Additional Filtration Toolbox Options	
<u>Bag or cartridge filters (individual filters)</u>	<u>Up to 2-log credit based on the removal efficiency demonstrated during challenge testing with a 1.0-log factor of safety. Specific criteria are in subdivision E 6 a of this section.</u>
<u>Bag or cartridge filters (in series)</u>	<u>Up to 2.5-log credit based on the removal efficiency demonstrated during challenge testing with a 0.5-log factor of safety. Specific criteria are in subdivision E 6 a of this section.</u>
<u>Membrane filtration</u>	<u>Log credit equivalent to removal efficiency demonstrated in challenge test for device if supported by direct integrity testing. Specific criteria are in subdivision E 6 b of this section.</u>
<u>Second stage filtration</u>	<u>0.5-log credit for second separate granular media filtration stage if treatment train includes coagulation prior to first filter. Specific criteria are in subdivision E 6 c of this section.</u>
<u>Slow sand filters</u>	<u>2.5-log credit as a secondary filtration step; 3.0-log credit as a primary filtration process. No prior chlorination for either option. Specific criteria are in subdivision E 6 d of this section.</u>
Inactivation Toolbox Options	
<u>Chlorine dioxide</u>	<u>Log credit based on measured CT in relation to Table 401.5. Specific criteria in subdivision E 7 b of this section.</u>
<u>Ozone</u>	<u>Log credit based on measured CT in relation to Table 401.6. Specific criteria in subdivision E 7 b of this section.</u>
<u>UV</u>	<u>Log credit based on validated UV dose in relation to Table 401.7; reactor validation testing required to establish UV dose and associated operating conditions. Specific criteria in subdivision E 7 c of this section.</u>

3. Source toolbox components.

a. Reserved.

b. Alternative source.

(1) An owner may conduct source water monitoring that reflects a different intake location (either in the same source or for an alternate source) or a different procedure for the timing or level of withdrawal from the source (alternative source monitoring). If the commissioner approves, an owner may determine the bin classification under subdivision D 1 of this section based on the alternative source monitoring results.

(2) If an owner conducts alternative source monitoring under subdivision E 3 b (1) of this section, the owner shall also monitor their current water treatment plant intake concurrently as described in subsection B of this section. "Plant intake" means the works or structures at the head of a conduit through which water is diverted from a source (e.g., river or lake) into the water treatment plant.

(3) Alternative source monitoring under subdivision E 3 b (1) of this section shall meet the requirements for source

monitoring to determine bin classification, as described in subdivisions B 1 through B 13 of this section. Owners shall report the alternative source monitoring results to the commissioner, along with supporting information documenting the operating conditions under which the samples were collected.

(4) If an owner determines the bin classification under subdivision D 1 of this section using alternative source monitoring results that reflect a different intake location or a different procedure for managing the timing or level of withdrawal from the source, the owner shall relocate the intake or permanently adopt the withdrawal procedure, as applicable, no later than the applicable treatment compliance date in subdivision D 3 of this section.

4. Pre-filtration treatment toolbox components.

a. Presedimentation. Waterworks receive 0.5-log Cryptosporidium treatment credit for a presedimentation basin during any month the process meets the following criteria:

(1) The presedimentation basin shall be in continuous operation and shall treat the entire water treatment plant flow taken from a surface water or GUDI source.

(2) The waterworks shall continuously add a coagulant to the presedimentation basin.

(3) The presedimentation basin shall achieve the performance criteria in either of the following.

(a) Demonstrates at least 0.5-log mean reduction of influent turbidity. This reduction shall be determined using daily turbidity measurements in the presedimentation process influent and effluent and shall be calculated as follows: \log_{10} (monthly mean of daily influent turbidity) - \log_{10} (monthly mean of daily effluent turbidity).

(b) Complies with performance criteria approved by the commissioner that demonstrate at least 0.5-log mean removal of micron-sized particulate material through the presedimentation process.

b. Two-stage lime softening. Waterworks receive an additional 0.5-log Cryptosporidium treatment credit for a two-stage lime softening plant if chemical addition and hardness precipitation occur in two separate and sequential softening stages prior to filtration. Both softening stages shall treat the entire plant flow taken from a surface water or GUDI source.

c. Bank filtration. Waterworks receive Cryptosporidium treatment credit for bank filtration that serves as pretreatment to a water filtration plant by meeting the criteria in this subdivision. Waterworks using bank filtration when they begin source water monitoring under subdivision B 1 of this section shall collect samples as described in subdivision B 6 d of this section and are not eligible for this credit.

(1) Wells with a ground water flow path of at least 25 feet receive 0.5-log treatment credit; wells with a ground water flow path of at least 50 feet receive 1.0-log treatment credit. The ground water flow path shall be determined as specified in subdivision E 4 c (4) of this section.

(2) Only wells in granular aquifers are eligible for treatment credit. Granular aquifers are those comprised of sand, clay, silt, rock fragments, pebbles or larger particles, and minor cement. A waterworks shall characterize the aquifer at the well site to determine aquifer properties. Owners shall extract a core from the aquifer and demonstrate that in at least 90% of the core length, grains less than 1.0 mm in diameter constitute at least 10% of the core material.

(3) Only horizontal and vertical wells are eligible for treatment credit.

(4) For vertical wells, the ground water flow path is the measured distance from the edge of the surface water body under high flow conditions (determined by the 100-year floodplain elevation boundary or by the floodway, as defined in Federal Emergency Management Agency flood hazard maps) to the well screen. For horizontal wells, the ground water flow path is the measured distance from the bed of the river under normal flow conditions to the closest horizontal well lateral screen.

(5) Owners shall monitor each wellhead for turbidity at least once every four hours while the bank filtration process is in operation. If monthly average turbidity levels, based on daily maximum values in the well, exceed 1 NTU, the owner shall report this result to the commissioner and conduct an assessment within 30 days to determine the cause of the high turbidity levels in the well. If the commissioner determines that microbial removal has been compromised, the commissioner may revoke treatment credit until the owner implements corrective actions approved by the commissioner to remediate the problem.

(6) Springs and infiltration galleries are not eligible for treatment credit under this section.

(7) Bank filtration demonstration of performance. The commissioner may approve Cryptosporidium treatment credit for bank filtration based on a demonstration of performance study that meets the criteria in this subdivision. This treatment credit may be greater than 1.0-log and may be awarded to bank filtration that does not meet the criteria in subdivisions E 4 c (1) through E 4 c (5) of this section.

(a) The study shall follow a protocol approved by the commissioner and shall involve the collection of data on the removal of Cryptosporidium or a surrogate for Cryptosporidium and related hydrogeologic and water quality parameters during the full range of operating conditions.

(b) The study shall include sampling both from the production well or wells and from monitoring wells that are screened and located along the shortest flow path between the surface water source and the production well or wells.

5. Treatment performance toolbox components.

a. Combined filter performance. Waterworks using conventional filtration treatment or direct filtration treatment receive an additional 0.5-log Cryptosporidium treatment credit during any month the waterworks meets the criteria in this subdivision.

Combined filter effluent (CFE) turbidity shall be less than or equal to 0.15 NTU in at least 95% of the measurements. Turbidity shall be measured as described in 12VAC5-590-376 B.

b. Individual filter performance. Waterworks using conventional filtration treatment or direct filtration treatment receive 0.5-log Cryptosporidium treatment credit, which can be in addition to the 0.5-log credit under subdivision E 5 a of this section, during any month the waterworks meets the criteria in this subdivision. Compliance with these criteria shall be based on individual filter turbidity monitoring as described in 12VAC5-590-376 B.

(1) The filtered water turbidity for each individual filter shall be less than or equal to 0.15 NTU in at least 95% of the measurements recorded each month.

(2) No individual filter may have a measured turbidity greater than 0.3 NTU in two consecutive measurements collected 15 minutes apart.

(3) Any waterworks that has received treatment credit for individual filter performance and fails to meet the requirements of subdivision E 5 b (1) or E 5 b (2) of this section during any month does not receive a treatment technique violation under subdivision D 2 c of this section if the commissioner determines the following:

(a) The failure was due to unusual and short-term circumstances that could not reasonably be prevented through optimizing water treatment plant design, operation, and maintenance.

(b) The waterworks has experienced no more than two failures in any calendar year.

6. Additional filtration toolbox components.

a. Bag and cartridge filters. Waterworks receive Cryptosporidium treatment credit of up to 2.0-log for individual bag or cartridge filters and up to 2.5-log for bag or cartridge filters operated in series by meeting the criteria in subdivisions E 6 a (1) through E 6 a (10) of this section. To be eligible for this credit, owners shall report the results of challenge testing that meets the requirements of subdivisions E 6 a (2) through E 6 a (9) of this section to the commissioner. The filters shall treat the entire water treatment plant flow taken from a surface water or GUDI source.

(1) The Cryptosporidium treatment credit awarded to bag or cartridge filters shall be based on the removal efficiency demonstrated during challenge testing that is conducted according to the criteria in subdivisions E 6 a (2) through E 6 a (9) of this section. A factor of safety equal to 1-log for individual bag or cartridge filters and 0.5-log for bag or cartridge filters in series shall be applied to challenge testing results to determine removal credit. Owners may use results from challenge testing conducted prior to January 5, 2006, if the prior testing was consistent with the criteria specified in subdivisions E 6 a (2) through E 6 a (9) of this section.

(2) Challenge testing shall be performed on full-scale bag or cartridge filters, and the associated filter housing or pressure vessel, that are identical in material and construction to the filters and housings the waterworks will use for removal of Cryptosporidium. Bag or cartridge filters shall be challenge tested in the same configuration that the waterworks will use, either as individual filters or as a series configuration of filters.

(3) Challenge testing shall be conducted using Cryptosporidium or a surrogate that is removed no more efficiently than Cryptosporidium. The microorganism or surrogate used during challenge testing is referred to as the challenge particulate. The concentration of the challenge particulate shall be determined using a method capable of discreetly quantifying the specific microorganism or surrogate used in the test; gross measurements such as turbidity shall not be used.

(4) The maximum feed water concentration that can be used during a challenge test shall be based on the detection limit of the challenge particulate in the filtrate (i.e., filtrate detection limit) and shall be calculated using the following equation:

$$\text{Maximum Feed Concentration} = 1 \times 10^4 \times (\text{Filtrate Detection Limit})$$

(5) Challenge testing shall be conducted at the maximum design flow rate for the filter as specified by the manufacturer.

(6) Each filter evaluated shall be tested for a duration sufficient to reach 100% of the terminal pressure drop that establishes the maximum pressure drop under which the filter may be used to comply with the requirements of subdivision E 6 of this section.

(7) Removal efficiency of a filter shall be determined from the results of the challenge test and expressed in terms of log removal values using the following equation:

$$\text{LRV} = \text{LOG}_{10}(C_f) - \text{LOG}_{10}(C_p)$$

where LRV = log removal value demonstrated during challenge testing; C_f = the feed concentration measured during the challenge test; and C_p = the filtrate concentration measured during the challenge test. In applying this equation, the same units shall be used for the feed and filtrate concentrations. If the challenge particulate is not detected in the filtrate, then the term C_p shall be set equal to the detection limit.

(8) Each filter tested shall be challenged with the challenge particulate during three periods over the filtration cycle: within two hours of start-up of a new filter; when the pressure drop is between 45 and 55% of the terminal pressure drop; and at the end of the cycle after the pressure drop has reached 100% of the terminal pressure drop. An LRV shall be calculated for each of these challenge periods for each filter tested. The LRV for the filter (LRV filter) shall be assigned the value of the minimum LRV observed during the three challenge periods for that filter.

(9) If fewer than 20 filters are tested, the overall removal efficiency for the filter product line shall be set equal to the lowest LRV filter among the filters tested. If 20 or more filters are tested, the overall removal efficiency for the filter product line shall

be set equal to the 10th percentile of the set of LRV filter values for the various filters tested. The percentile is defined by $(i/(n+1))$ where i is the rank of n individual data points ordered lowest to highest. If necessary, the 10th percentile may be calculated using linear interpolation.

(10) If a previously tested filter is modified in a manner that could change the removal efficiency of the filter product line, challenge testing to demonstrate the removal efficiency of the modified filter shall be conducted and submitted to the commissioner.

b. Membrane filtration.

(1) Waterworks receive Cryptosporidium treatment credit for membrane filtration that meets the criteria of this subdivision. Membrane cartridge filters that meet the definition of membrane filtration in 12VAC5-590-10 are eligible for this credit. The level of treatment credit a waterworks receives is equal to the lower of the values determined as follows:

(a) The removal efficiency demonstrated during challenge testing conducted under the conditions in subdivision E 6 b (2) of this section.

(b) The maximum removal efficiency that can be verified through direct integrity testing used with the membrane filtration process under the conditions in subdivision E 6 b (3) of this section.

(2) Challenge Testing. The membrane used by the waterworks shall undergo challenge testing to evaluate removal efficiency, and the owner shall report the results of challenge testing to the department. Challenge testing shall be conducted according to the criteria in subdivisions E 6 b (2) (a) through E 6 b (2) (g) of this section. Owners may use data from challenge testing conducted prior to January 5, 2006, if the prior testing was consistent with the criteria.

(a) Challenge testing shall be conducted on either a full-scale membrane module, identical in material and construction to the membrane modules used in the waterworks' treatment facility, or a smaller-scale membrane module, identical in material and similar in construction to the full-scale module. A module is defined as the smallest component of a membrane unit in which a specific membrane surface area is housed in a device with a filtrate outlet structure.

(b) Challenge testing shall be conducted using Cryptosporidium or a surrogate that is removed no more efficiently than Cryptosporidium. The organism or surrogate used during challenge testing is referred to as the challenge particulate. The concentration of the challenge particulate, in both the feed and filtrate water, shall be determined using a method capable of discretely quantifying the specific challenge particulate used in the test; gross measurements such as turbidity shall not be used.

(c) The maximum feed water concentration that can be used during a challenge test is based on the detection limit of the challenge particulate in the filtrate and shall be determined according to the following equation:

$$\text{Maximum Feed Concentration} = 3.16 \times 10^6 \times (\text{Filtrate Detection Limit})$$

(d) Challenge testing shall be conducted under representative hydraulic conditions at the maximum design flux and maximum design process recovery specified by the manufacturer for the membrane module. Flux is defined as the throughput of a pressure driven membrane process expressed as flow per unit of membrane area. Recovery is defined as the volumetric percent of feed water that is converted to filtrate over the course of an operating cycle uninterrupted by events such as chemical cleaning or a solids removal process (i.e., backwashing).

(e) Removal efficiency of a membrane module shall be calculated from the challenge test results and expressed as a log removal value according to the following equation:

$$\text{LRV} = \text{LOG}_{10}(C_f) - \text{LOG}_{10}(C_p)$$

where LRV = log removal value demonstrated during the challenge test; C_f = the feed concentration measured during the challenge test; and C_p = the filtrate concentration measured during the challenge test. Equivalent units shall be used for the feed and filtrate concentrations. If the challenge particulate is not detected in the filtrate, the term C_p is set equal to the detection limit for the purpose of calculating the LRV. An LRV shall be calculated for each membrane module evaluated during the challenge test.

(f) The removal efficiency of a membrane filtration process demonstrated during challenge testing shall be expressed as a log removal value ($\text{LRV}_{\text{C-Test}}$). If fewer than 20 modules are tested, then $\text{LRV}_{\text{C-Test}}$ is equal to the lowest of the representative LRVs among the modules tested. If 20 or more modules are tested, then $\text{LRV}_{\text{C-Test}}$ is equal to the 10th percentile of the representative LRVs among the modules tested. The percentile is defined by $(i/(n+1))$ where i is the rank of n individual data points ordered lowest to highest. If necessary, the 10th percentile may be calculated using linear interpolation.

(g) The challenge test shall establish a quality control release value (QCRV) for a nondestructive performance test that demonstrates the Cryptosporidium removal capability of the membrane filtration module. This performance test shall be applied to each production membrane module used by the waterworks that was not directly challenge tested in order to verify Cryptosporidium removal capability. Production modules that do not meet the established QCRV are not eligible for the treatment credit demonstrated during the challenge test.

(h) If a previously tested membrane is modified in a manner that could change the removal efficiency of the membrane or the applicability of the non-destructive performance test and associated QCRV, additional challenge testing to demonstrate the removal efficiency of, and determine a new QCRV for, the modified membrane shall be conducted and submitted to the

commissioner.

(3) Direct integrity testing. Owners shall conduct direct integrity testing in a manner that demonstrates a removal efficiency equal to or greater than the removal credit awarded to the membrane filtration process and meets the requirements described in subdivisions E 6 b (3) (a) through E 6 b (3) (f) of this section. A direct integrity test is defined as a physical test applied to a membrane unit in order to identify and isolate integrity breaches (i.e., one or more leaks that could result in contamination of the filtrate).

(a) The direct integrity test shall be independently applied to each membrane unit in service. A membrane unit is defined as a group of membrane modules that share common valving that allows the unit to be isolated from the rest of the waterworks for the purpose of integrity testing or other maintenance.

(b) The direct integrity method shall have a resolution of three micrometers or less, where resolution is defined as the size of the smallest integrity breach that contributes to a response from the direct integrity test.

(c) The direct integrity test shall have a sensitivity sufficient to verify the log treatment credit awarded to the membrane filtration process by the commissioner, where sensitivity is defined as the maximum log removal value that can be reliably verified by a direct integrity test. Sensitivity shall be determined using the approach in either of the following as applicable to the type of direct integrity test the waterworks uses:

(i) For direct integrity tests that use an applied pressure or vacuum, the direct integrity test sensitivity shall be calculated according to the following equation:

$$LRV_{DIT} = \text{LOG}_{10}(Q_p / (VCF \times Q_{breach}))$$

where LRV_{DIT} = the sensitivity of the direct integrity test;

Q_p = total design filtrate flow from the membrane unit;

Q_{breach} = flow of water from an integrity breach associated with the smallest integrity test response that can be reliably measured, and

VCF = volumetric concentration factor. The volumetric concentration factor is the ratio of the suspended solids concentration on the high pressure side of the membrane relative to that in the feed water.

(ii) For direct integrity tests that use a particulate or molecular marker, the direct integrity test sensitivity shall be calculated according to the following equation:

$$LRV_{DIT} = \text{LOG}_{10}(C_f) - \text{LOG}_{10}(C_p)$$

where LRV_{DIT} = the sensitivity of the direct integrity test;

C_f = the typical feed concentration of the marker used in the test; and

C_p = the filtrate concentration of the marker from an integral membrane unit.

(d) Owners shall establish a control limit within the sensitivity limits of the direct integrity test that is indicative of an integral membrane unit capable of meeting the removal credit awarded by the commissioner.

(e) If the result of a direct integrity test exceeds the control limit established under subdivision E 6 b (3) (d) of this section, the owners shall remove the membrane unit from service. Owners shall conduct a direct integrity test to verify any repairs, and may return the membrane unit to service only if the direct integrity test is within the established control limit.

(f) Owners shall conduct direct integrity testing on each membrane unit at a frequency of not less than once each day that the membrane unit is in operation. The commissioner may approve less frequent testing, based on demonstrated process reliability, the use of multiple barriers effective for Cryptosporidium, or reliable process safeguards.

(4) Indirect integrity monitoring. Owners shall conduct continuous indirect integrity monitoring on each membrane unit according to the criteria in subdivisions E 6 b (4) (a) through E 6 b (4) (e). Indirect integrity monitoring is defined as monitoring some aspect of filtrate water quality that is indicative of the removal of particulate matter. A waterworks that implements continuous direct integrity testing of membrane units in accordance with the criteria in subdivisions E 6 b (3) (a) through E 6 b (3) (f) of this section is not subject to the requirements for continuous indirect integrity monitoring. Owners shall submit a monthly report to the commissioner summarizing all continuous indirect integrity monitoring results triggering direct integrity testing and the corrective action that was taken in each case.

(a) Unless the commissioner approves an alternative parameter, continuous indirect integrity monitoring shall include continuous filtrate turbidity monitoring.

(b) Continuous monitoring shall be conducted at a frequency of no less than once every 15 minutes.

(c) Continuous monitoring shall be separately conducted on each membrane unit.

(d) If indirect integrity monitoring includes turbidity and if the filtrate turbidity readings are above 0.15 NTU for a period greater than 15 minutes (i.e., two consecutive 15-minute readings above 0.15 NTU), direct integrity testing shall immediately be performed on the associated membrane unit as specified in subdivisions E 6 b (3) (a) through E 6 b (3) (f) of this section.

(e) If indirect integrity monitoring includes a alternative parameter approved by the commissioner and if the alternative parameter exceeds a control limit approved by the commissioner for a period greater than 15 minutes, direct integrity testing shall immediately be performed on the associated membrane units as specified in subdivisions E 6 b (3) (a) through E 6 b

(3) (f) of this section.

c. Second stage filtration. Waterworks receive 0.5-log *Cryptosporidium* treatment credit for a separate second stage of filtration that consists of sand, dual media, GAC, or other fine grain media following granular media filtration if the commissioner approves. To be eligible for this credit, the first stage of filtration shall be preceded by a coagulation step and both filtration stages shall treat the entire water treatment treatment plant flow taken from a surface water or GUDI source. A cap, such as GAC, on a single stage of filtration is not eligible for this credit. The commissioner shall approve the treatment credit based on an assessment of the design characteristics of the filtration process.

d. Slow sand filtration (as secondary filter). Waterworks are eligible to receive 2.5-log *Cryptosporidium* treatment credit for a slow sand filtration process that follows a separate stage of filtration if both filtration stages treat entire water treatment plant flow taken from a surface water or ground water under the direct influence of surface water source and no disinfectant residual is present in the influent water to the slow sand filtration process. The commissioner shall approve the treatment credit based on an assessment of the design characteristics of the filtration process. This subdivision does not apply to treatment credit awarded to slow sand filtration used as a primary filtration process.

7. Inactivation toolbox components.

a. Calculation of CT values.

(1) CT is the product of the disinfectant contact time (T, in minutes) and disinfectant concentration (C, in milligrams per liter). Owners of waterworks with treatment credit for chlorine dioxide or ozone under subdivision E 7 b of this section shall calculate CT at least once each day, with both C and T measured during peak hourly flow in accordance with the procedure listed in 12VAC5-590-500.

(2) Waterworks with several disinfection segments in sequence may calculate CT for each segment, where a disinfection segment is defined as a treatment unit process with a measurable disinfectant residual level and a liquid volume. Under this approach, owners shall add the *Cryptosporidium* CT values in each segment to determine the total CT for the treatment plant.

b. CT values for chlorine dioxide and ozone.

(1) Waterworks receive the *Cryptosporidium* treatment credit listed in Table 401.5 by meeting the corresponding chlorine dioxide CT value for the applicable water temperature, as described in subdivision E 7 a of this section.

TABLE 401.5.

CT Values (mg-min/L) for *Cryptosporidium* Inactivation by Chlorine Dioxide^a

Log credit	Water Temperature, °C					
	≤0.5	1	2	3	5	7
0.25	159	153	140	128	107	90
0.5	319	305	279	256	214	180
1.0	637	610	558	511	429	360
1.5	956	915	838	767	643	539
2.0	1275	1220	1117	1023	858	719
2.5	1594	1525	1396	1278	1072	899
3.0	1912	1830	1675	1534	1286	1079
Log credit	Water Temperature, °C					
	10	15	20	25	30	
0.25	69	45	29	19	12	
0.5	138	89	58	38	24	
1.0	277	179	116	75	49	
1.5	415	268	174	113	73	
2.0	553	357	232	150	98	
2.5	691	447	289	188	122	
3.0	830	536	347	226	147	

^a Waterworks may use this equation to determine log credit between the indicated values: $\text{Log credit} = (0.001506 \times (1.09116)^{\frac{\text{Temp}}{\text{CT}}}) \times \text{CT}$

(2) Waterworks receive the Cryptosporidium treatment credit listed in Table 401.6 by meeting the corresponding ozone CT values for the applicable water temperature, as described in subdivision E 7 a of this section.

TABLE 401.6.
CT Values (mg-min/L) for Cryptosporidium Inactivation by Ozone^a.

Log credit	Water Temperature, °C										
	≤0.5	1	2	3	5	7	10	15	20	25	30
0.25	6.0	5.8	5.2	4.8	4.0	3.3	2.5	1.6	1.0	0.6	0.39
0.5	12	12	10	9.5	7.9	6.5	4.9	3.1	2.0	1.2	0.78
1.0	24	23	21	19	16	13	9.9	6.2	3.9	2.5	1.6
1.5	36	35	31	29	24	20	15	9.3	5.9	3.7	2.4
2.0	48	46	42	38	32	26	20	12	7.8	4.9	3.1
2.5	60	58	52	48	40	33	25	16	9.8	6.2	3.9
3.0	72	69	63	57	47	39	30	19	12	7.4	4.7

^aWaterworks may use this equation to determine log credit between the indicated values:

$$\text{Log credit} = (0.0397 \times (1.09757)^{\text{Temp}}) \times \text{CT}$$

c. Ultraviolet light. Waterworks receive Cryptosporidium, Giardia lamblia, and virus treatment credits for ultraviolet (UV) light reactors by achieving the corresponding UV dose values shown in subdivision E 7 c (1) of this section. Waterworks shall validate and monitor UV reactors as described in subdivisions E 7 c (2) and E 7 c (3) of this section to demonstrate that they are achieving a particular UV dose value for treatment credit.

(1) UV dose table. The treatment credits listed in Table 401.7 are for UV light at a wavelength of 254 nm as produced by a low pressure mercury vapor lamp. To receive treatment credit for other lamp types, waterworks shall demonstrate an equivalent germicidal dose through reactor validation testing, as described in subdivision E 7 c (2) of this section. The UV dose values in Table 401.7 are applicable only to post-filter applications of UV in filtered waterworks.

TABLE 401.7.
UV Doses for Cryptosporidium, Giardia lamblia and Virus Inactivation Credit

Log credit	Cryptosporidium UV dose (mJ/cm ²)	Giardia lamblia UV dose (mJ/cm ²)	Virus UV dose (mJ/cm ²)
0.5	1.6	1.5	39
1.0	2.5	2.1	58
1.5	3.9	3.0	79
2.0	5.8	5.2	100
2.5	8.5	7.7	121
3.0	12	11	143
3.5	15	15	163
4.0	22	22	186

(2) Reactor validation testing. Waterworks shall use UV reactors that have undergone validation testing to determine the operating conditions under which the reactor delivers the UV dose required in subdivision E 7 c (1) of this section (i.e., validated operating conditions). These operating conditions shall include flow rate, UV intensity as measured by a UV sensor, and UV lamp status.

(a) When determining validated operating conditions, owners shall account for the following factors: UV absorbance of the water; lamp fouling and aging; measurement uncertainty of online sensors; UV dose distributions arising from the velocity profiles through the reactor; failure of UV lamps or other critical waterworks components; and inlet and outlet piping or channel configurations of the UV reactor.

(b) Validation testing shall include the following: full scale testing of a reactor that conforms uniformly to the UV reactors used by the waterworks and inactivation of a test microorganism whose dose-response characteristics have been quantified with a low pressure mercury vapor lamp.

(c) UV reactor validation testing shall be in accordance with EPA's recommended validation protocol for UV reactors, as described in EPA's Ultraviolet Disinfection Guidance Manual for the Final Long Term 2 Enhanced Surface Water Treatment Rule, November 2006, EPA Office of Water. Alternative protocols may be considered for approval by the commissioner on a case-by-case basis.

(d) Validation testing, whether on-site or off-site, shall be performed by a third party independent of the UV reactor manufacturer and the owner, to ensure that validation testing and data analysis are conducted in a technically sound manner without bias.

(e) To receive credit for lamp other than low pressure types, waterworks shall demonstrate an equivalent germicidal dose through reactor validation testing.

(f) A validation report shall be submitted and approved by the commissioner to receive disinfection credit.

(3) UV reactor monitoring.

(a) Owners shall monitor their UV reactors to determine if the reactors are operating within validated conditions, as determined under subdivision E 7 c (2) of this section. This monitoring shall include UV intensity as measured by a UV sensor, flow rate, lamp status, and other parameters the commissioner designates based on UV reactor operation. Owners shall verify the calibration of UV sensors and shall recalibrate sensors in accordance with a protocol the commissioner approves.

(b) To receive treatment credit for UV light, waterworks shall treat at least 95% of the water delivered to the public during each month by UV reactors operating within validated conditions for the required UV dose, as described in subdivisions E 7 c (1) and E 7 c (2) of this section. Owners shall demonstrate compliance with this condition by the monitoring required under subdivision E 7 c (3) (a) of this section.

F. Owners shall comply with the applicable recordkeeping and reporting requirements described in 12VAC5-590-530, 12VAC5-590-531, 12VAC5-590-550, and 12VAC5-590-570.

12VAC5-590-405. Lead and copper treatment techniques.

A. Lead and copper corrosion control techniques.

1. Corrosion control treatment requirements. The owners of all community and nontransient noncommunity waterworks shall install and operate optimum corrosion control treatment by completing the corrosion control treatment requirements described below which are applicable to ~~such~~ these owners under subdivision A 2 of this section.

a. Owner's proposal regarding corrosion control treatment. Based upon the results of lead and copper tap monitoring and water quality parameter monitoring, the owners of small and medium waterworks exceeding the lead or copper action level shall propose installation of one or more of the corrosion control treatments listed in subdivision A 1 c (1) of this section that the owner believes constitutes optimal corrosion control for that waterworks. The commissioner may require the owner to conduct additional water quality parameter monitoring in accordance with 12VAC5-590-375 C 2 to assist the commissioner in ~~reviewing~~ evaluating the proposal.

b. Applicability of studies of corrosion control treatment (applicable to small and medium waterworks). The commissioner may require the owner of any small or medium waterworks that exceeds the lead or copper action level to perform corrosion control studies under subdivision A 1 c of this section to identify optimal corrosion control treatment for the waterworks.

c. Corrosion control studies.

(1) The owner of any waterworks required by the commissioner to perform corrosion control studies shall evaluate the effectiveness of each of the following treatments, and, if appropriate, combinations of the following treatments to identify the optimal corrosion control treatment for that waterworks:

(a) Alkalinity and pH adjustment;

(b) Calcium hardness adjustment; and

(c) The addition of a phosphate or silicate based corrosion inhibitor at a concentration sufficient to maintain an effective corrosion inhibitor residual concentration in all test tap samples, such that a passivating film is formed on the interior walls of the pipe.

(2) The owner shall evaluate each of the corrosion control treatments using either pipe rig/loop tests, metal coupon tests, partial-system tests, or analyses based on documented analogous treatments with other waterworks of similar size, water chemistry, and distribution system configuration.

(3) The owner shall measure the following water quality parameters in any tests conducted under subdivision A 1 c of this section before and after evaluating the corrosion control treatments listed ~~above~~ in subdivision A 1 c of this section:

(a) Lead;

(b) Copper;

(c) pH;

(d) Alkalinity;

(e) Calcium;

(f) Conductivity;

- (g) Orthophosphate (when an inhibitor containing a phosphate compound is used);
- (h) Silicate (when an inhibitor containing a silicate compound is used); and
- (i) Water temperature.

(4) The owner shall identify all chemical or physical constraints that limit or prohibit the use of a particular corrosion control treatment and document such constraints with at least one of the following:

- (a) Data and documentation showing that a particular corrosion control treatment has adversely affected other water treatment processes when used by another waterworks with comparable water quality characteristics; or
- (b) Data and documentation demonstrating that the owner has previously attempted to evaluate a particular corrosion control treatment and has found that the treatment is ineffective or adversely affects other water quality treatment processes.

(5) The owner shall evaluate the effect of the chemicals used for corrosion control treatment on other water quality treatment processes.

(6) On the basis of an analysis of the data generated during each evaluation, the owner shall propose to the ~~district engineer department~~ in writing, the treatment option that the corrosion control studies indicate constitutes optimal corrosion control treatment for that waterworks. The owner shall provide a rationale for its recommendation along with all supporting documentation specified in subdivisions A 1 c (1) through A 1 c (5) of this section.

d. Approval of optimal corrosion control treatment.

(1) Based upon consideration of available information including, where applicable, studies performed under subdivision A 1 c of this section and an owner's proposed treatment alternative, the commissioner shall either approve the corrosion control treatment option recommended by the owner, or designate alternative corrosion control treatment or treatments from among those listed in subdivision A 1 c (1) of this section. When approving optimal treatment the commissioner shall consider the effects that additional corrosion control treatment will have on water quality parameters and on other water quality treatment processes.

(2) The commissioner shall notify the owner of his determination on optimal corrosion control treatment in writing and explain the basis for this determination. If the commissioner requests additional information to aid ~~a review~~ an evaluation, the owner shall provide the information.

e. Installation of optimal corrosion control. Each owner shall properly install and operate throughout the waterworks the optimal corrosion control treatment approved by the commissioner under subdivision A 1 d of this section. ~~Also see 12VAC5-590-190. A construction permit is required prior to installation of any treatment, in accordance with 12VAC5-590-200.~~

f. ~~Commissioner's review~~ The commissioner's evaluation of treatment and specification of optimal water quality control parameters.

(1) The commissioner shall evaluate the results of all lead and copper tap samples and water quality parameter samples submitted by the owner and determine whether the owner has properly installed and operated the optimal corrosion control treatment approved by the commissioner under subdivision A 1 d of this section. Upon ~~reviewing~~ evaluating the results of tap water and water quality parameter monitoring by the owner, both before and after the owner installs optimal corrosion control treatment, the commissioner shall designate:

- (a) A minimum value or a range of values for pH measured at each entry point to the distribution system;
- (b) A minimum pH value, measured in all tap samples. ~~Such~~ The value shall be equal to or greater than 7.0, unless the commissioner determines that meeting a pH level of 7.0 is not technologically feasible or is not necessary for the owner to optimize corrosion control;
- (c) If a corrosion inhibitor is used, a minimum concentration or a range of concentrations for the inhibitor, measured at each entry point to the distribution system and in all tap samples, that the commissioner determines is necessary to form a passivating film on the interior walls of the pipes of the distribution system;
- (d) If alkalinity is adjusted as part of optimal corrosion control treatment, a minimum concentration or a range of concentrations for alkalinity, measured at each entry point to the distribution system and in all tap samples; or
- (e) If calcium carbonate stabilization is used as part of corrosion control, a minimum concentration or a range of concentrations for calcium, measured in all tap samples.

(2) The values for the applicable water quality control parameters listed ~~above in subdivision A 1 c (3) of this section~~ shall be those that the commissioner determines to reflect optimal corrosion control treatment for the waterworks. The commissioner may designate values for additional water quality control parameters determined by the commissioner to reflect optimal corrosion control for the waterworks. The commissioner shall notify the owner in writing of these determinations and explain the basis for his decisions.

g. Continued operation and monitoring. The owners of all waterworks optimizing corrosion control shall continue to operate and maintain optimal corrosion control treatment, including maintaining water quality parameters at or above minimum values or within ranges designated by the commissioner under subdivision A 1 f of this section as verified by all samples collected under 12VAC5-590-375 C 4 through 12VAC5-590-375 C 6. Compliance with the requirements of this subdivision shall be determined every six months, as specified under 12VAC5-590-375 C 4. The owner of a waterworks is out of

compliance with the requirements of this subdivision for a six-month period if excursions occur for any commissioner-specified parameter on more than nine days during the period. An excursion occurs whenever the daily value for one or more of the water quality parameters measured at a sampling location is below the minimum value or outside the range designated by the commissioner. Daily values shall be calculated as follows. The commissioner has discretion to delete results of obvious sampling errors from this calculation.

(1) On days when more than one measurement for the water quality parameter is collected at the sampling location, the daily value shall be the average of all results collected during the day regardless of whether they are collected through continuous monitoring, grab sampling, or a combination of both.

(2) On days when only one measurement for the water quality parameter is collected at the sampling location, the daily value shall be the result of that measurement.

(3) On days when no measurement is collected for the water quality parameter at the sampling location, the daily value shall be the daily value calculated on the most recent day on which the water quality parameter was measured at the sample site.

h. Modification of the commissioner's treatment decisions. Upon his own initiative or in response to a request by an owner or other interested party, the commissioner may modify his determination of the optimal corrosion control treatment under subdivision A 1 d of this section or optimal water quality control parameters under subdivision A 1 f of this section. A request for modification by an owner or other interested party shall be in writing, explain why the modification is appropriate, and provide supporting documentation. The commissioner may modify the determination where it is concluded that ~~such~~ the change is necessary to ensure that the waterworks continues to optimize corrosion control treatment. A revised determination shall be made in writing, set forth the new treatment requirements, explain the basis for the commissioner's decision, and provide an implementation schedule for completing the treatment modifications.

2. Corrosion control treatment steps.

a. Owners shall complete the applicable corrosion control treatment requirements described in subdivision A 1 of this section by the deadlines established in this subdivision.

(1) The owner of a large waterworks (serving > 50,000 persons) shall complete the corrosion control treatment steps specified in subdivision A 2 d of this section, unless the owner is deemed to have optimized corrosion control under subdivision A 2 b (2) or ~~subdivision A 2 b (3)~~ of this section.

(2) The owner of a small waterworks (serving \leq 3300 persons) and a medium waterworks (serving >3,300 and \leq 50,000 persons) shall complete the corrosion control treatment steps specified in subdivision A 2 e of this section, unless the owner is deemed to have optimized corrosion control under subdivisions A 2 b (1) through A 2 b (3) of this section.

b. An owner is deemed to have optimized corrosion control and is not required to complete the applicable corrosion control treatment steps identified in this subdivision if the waterworks satisfies one of the criteria specified in subdivisions A 2 b (1) through A 2 b (3) of this section. Any ~~such~~ owner deemed to have optimized corrosion control under this subdivision, and which has treatment in place, shall continue to operate and maintain optimal corrosion control treatment and meet any requirements that the commissioner determines appropriate to ensure optimal corrosion control treatment is maintained.

(1) The owner of a small or medium waterworks is deemed to have optimized corrosion control if the waterworks meets the lead and copper action levels during each of two consecutive six-month monitoring periods conducted in accordance with 12VAC5-590-375.

(2) Any owner may be deemed by the commissioner to have optimized corrosion control treatment if the owner demonstrates to the satisfaction of the commissioner that the owner has conducted activities equivalent to the corrosion control steps applicable to ~~such~~ the waterworks under this section. If the commissioner makes this determination, the owner shall be provided with a written notice explaining the basis for the decision and the notice shall specify the water quality control parameters representing optimal corrosion control in accordance with subdivision A 1 f of this section. ~~Waterworks owners~~ Owners deemed to have optimized corrosion control under this subdivision shall operate in compliance with the commissioner designated optimal water quality control parameters in accordance with subdivision A 1 g and continue to conduct lead and copper tap and water quality parameter sampling in accordance with 12VAC5-590-375 B 4 c and 12VAC5-590-375 C 4, respectively. The owner shall provide the commissioner with the following information in order to support a determination under this subdivision:

(a) The results of all test samples collected for each of the water quality parameters in subdivision A 1 c (3) of this section;

(b) A report explaining the test methods used by the owner to evaluate the corrosion control treatments listed in subdivision A 1 c (1) of this section, the results of all tests conducted, and the basis for the owner's selection of optimal corrosion control treatment;

(c) A report explaining how corrosion control has been installed and how it is being maintained to insure minimal lead and copper concentrations at consumers' taps; and

(d) The results of tap water samples collected in accordance with 12VAC5-590-375 B at least once every six months for one year after corrosion control has been installed.

(3) Any waterworks is deemed to have optimized corrosion control if the owner submits results of tap water monitoring conducted in accordance with 12VAC5-590-375 B and source water monitoring conducted in accordance with 12VAC5-590-375 D that demonstrates for two consecutive six-month monitoring periods that the difference between the 90th percentile tap water lead level computed under 12VAC5-590-385 C, and the highest source water lead concentration is less than the

PQL for lead (0.005 mg/L).

(a) Any owner that submits monitoring results indicating that the highest source water lead level is below the method detection limit may also be deemed to have optimized corrosion control under this subdivision if the 90th percentile tap water lead level is less than or equal to the PQL for lead (0.005 mg/L) for two consecutive six-month monitoring periods.

(b) Any owner deemed to have optimized corrosion control under this subdivision shall continue monitoring for lead and copper at the tap no less frequently than once every three calendar years using the reduced number of sites specified in 12VAC5-590-375 B 3 and collecting the samples at times and locations specified in 12VAC5-590-375 B 4 d (4).

(c) Any owner deemed to have optimized corrosion control pursuant to this subdivision shall notify the ~~district engineer department~~ in writing pursuant to ~~12VAC5-590-530 F 1 e~~ 12VAC5-590-532 B 3 of any upcoming long-term change in treatment or addition of a new water source as described in that subdivision. The commissioner ~~must review~~ shall evaluate and approve the addition of a new water source or long-term change in water treatment before it is implemented by the owner. The commissioner may require the owner of any ~~such~~ waterworks to conduct additional monitoring or to take other actions the commissioner deems appropriate to ensure that minimum levels of corrosion control are being maintained in the distribution system.

(d) An owner is not deemed to have optimized corrosion control under this subdivision, and shall implement corrosion control treatment specified in subdivision A 2 b (3) (e) of this section unless the copper action level is met.

(e) The owner of a waterworks triggered into corrosion control because the waterworks no longer is deemed to have optimized corrosion control under this subsection shall implement corrosion control treatment in accordance with the deadlines in subdivision A 2 e of this section. The owner of any ~~such~~ large waterworks shall adhere to the schedule specified in subdivision A 2 e of this section for medium-size ~~systems~~ waterworks, with the time period for completing each step being triggered by the date the owner is no longer deemed to have optimized corrosion control treatment under this subsection.

c. The owner of any small or medium waterworks that is required to complete the corrosion control steps due to the exceedance of the lead or copper action level may cease completing the treatment steps whenever the waterworks meets both action levels during each of two consecutive monitoring periods conducted pursuant to 12VAC5-590-375 B 4 a and submits the results to the ~~district engineer department~~. If any ~~such~~ waterworks thereafter exceeds the lead or copper action level during any monitoring period, the owner shall recommence completion of the applicable treatment steps, beginning with the first treatment step ~~which that~~ was not previously completed in its entirety. The commissioner may require the owner to repeat treatment steps previously completed where the commissioner determines that this is necessary to properly implement the treatment requirements of this section. The commissioner shall notify the owner in writing of ~~such a~~ the determination and explain the basis for his decision. The requirement for the owner of any small or medium waterworks to implement corrosion control treatment steps in accordance with subdivision A 2 e of this section (including waterworks deemed to have optimized corrosion control under subdivision A 2 b (1) of this section) is triggered whenever any small or medium waterworks exceeds the lead or copper action level.

d. Treatment steps and deadlines for large waterworks. Except as provided in subdivisions A 2 b (2) and A 2 b (3) of this section, owners of large waterworks shall complete the following corrosion control treatment steps (described in the referenced portions of subdivision A 1 of this section, 12VAC5-590-375 B and 12VAC5-590-375 C).

(1) Step 1: The owner shall conduct initial monitoring (12VAC5-590-375 B 4 a and 12VAC5-590-375 C 2) during two consecutive six-month monitoring periods by a date specified by the commissioner.

(2) Step 2: The owner shall complete corrosion control studies (subdivision A 1 c of this section) and submit the study and recommendations to the commissioner no later than 18 months after the date that initial monitoring is completed as specified in Step 1.

(3) Step 3: The commissioner shall approve optimal corrosion control treatment (subdivision A 1 d) no later than 12 months following receipt of the corrosion control study required in Step 2.

(4) Step 4: The owner shall install optimal corrosion control treatment (subdivision A 1 e) no later than 24 months following the commissioner's approval of optimal corrosion control treatment specified in Step 3 (~~See 12VAC5-590-200~~).

(5) Step 5: The owner shall complete follow-up sampling (12VAC5-590-375 B 4 b and 12VAC5-590-375 C 3) no later than 12 months following the installation of optimal corrosion control treatment specified in Step 4.

(6) Step 6: The commissioner shall ~~review-evaluate~~ installation of treatment and designate optimal water quality control parameters (subdivision A 1 f) no later than six months following completion of follow-up sampling specified in Step 5.

(7) Step 7: The owner shall operate the waterworks in compliance with the commissioner-specified optimal water quality control parameters (subdivision A 1 g) and continue to conduct tap sampling (12VAC5-590-375 B 4 c and 12VAC5-590-375 C 4).

e. Treatment steps and deadlines for small and medium waterworks. Except as provided in subdivision A 2 b of this section, owners of small and medium waterworks shall complete the following corrosion control treatment steps (described in the referenced portions of subdivision A 1, 12VAC5-590-375 B, and 12VAC5-590-375 C).

(1) Step 1: The owner shall conduct initial tap sampling (12VAC5-590-375 B 4 a and 12VAC5-590-375 C 2) until the waterworks either exceeds the lead or copper action level or becomes eligible for reduced monitoring under 12VAC5-590-375 B 4 d. The owner of a waterworks exceeding the lead or copper action level shall propose optimal corrosion control

treatment (subdivision A 1 a of this section) within six months after the end of the monitoring period during which it exceeds one of the action levels.

(2) Step 2: Within 12 months after the end of the monitoring period during which a waterworks exceeds the lead or copper action level, the commissioner may require the owner to perform corrosion control studies (subdivision A 1 b of this section). If the commissioner does not require the owner to perform ~~such~~ these studies, the commissioner shall specify optimal corrosion control treatment (subdivision A 1 d of this section) within the following timeframes:

(a) For medium waterworks, within 18 months after the end of the monitoring period during which ~~such~~ the waterworks exceeds the lead or copper action level.

(b) For small waterworks, within 24 months after the end of the monitoring period during which ~~such~~ the waterworks exceeds the lead or copper action level.

(3) Step 3: If the commissioner requires an owner to perform corrosion control studies under Step 2, the owner shall complete the studies (subdivision A 1 c of this section) and submit the study and recommendations to the commissioner within 18 months after the commissioner requires that ~~such~~ the studies be conducted.

(4) Step 4: If the ~~waterworks~~ owner has performed corrosion control studies under Step 2, the commissioner shall designate optimal corrosion control treatment (subdivision A 1 d of this section) within six months after completion of Step 3.

(5) Step 5: The owner shall install optimal corrosion control treatment (subdivision A 1 e of this section) within 24 months after the commissioner designates such treatment. A construction permit is required prior to installation of any treatment, in accordance with See 12VAC5-590-200.

(6) Step 6: The owner shall complete follow-up sampling (12VAC5-590-375 B 4 b and 12VAC5-590-375 C 3) within 36 months after the commissioner designates optimal corrosion control treatment.

(7) Step 7: The commissioner shall ~~review~~ evaluate the owner's installation of treatment and designate optimal water quality control parameters (subdivision A 1 f of this section) within six months after completion of Step 6.

(8) Step 8: The owner shall operate in compliance with the commissioner designated optimal water quality control parameters (subdivision A 1 g of this section) and continue to conduct tap sampling (12VAC5-590-375 B 4 c and 12VAC5-590-375 C 4).

B. Water supply (~~source water~~) treatment technique requirements for lead and copper. The owner of any waterworks exceeding the lead or copper action level shall complete the applicable water supply monitoring and treatment requirements (described in the referenced portions of subdivision B 2 of this section, and in 12VAC5-590-375 B and 12VAC5-590-375 D) by the following deadlines.

1. Deadlines for completing water supply treatment steps.

a. Step 1: The owner of a waterworks exceeding the lead or copper action level shall complete lead and copper water supply monitoring (12VAC5-590-375 D 2) and make a treatment proposal to the ~~district engineer~~ department (subdivision B 2 a of this section) no later than 180 days after the end of the monitoring period during which the lead or copper action level was exceeded.

b. Step 2: The commissioner shall make a determination regarding the need for water supply treatment (subdivision B 2 b of this section) within six months after submission of monitoring results under Step 1.

c. Step 3: If the commissioner requires installation of water supply treatment, the owner shall install the treatment (subdivision B 3 of this section) within 24 months after completion of Step 2.

d. Step 4: The owner shall complete follow-up tap water monitoring (12VAC5-590-375 B 4 b) and water supply lead and copper monitoring (12VAC5-590-375 D 3) within 36 months after completion of Step 2.

e. Step 5: The commissioner shall ~~review~~ evaluate the owner's installation and operation of water supply treatment and specify maximum permissible water supply lead and copper levels (subdivision B 4 of this section) within six months after completion of Step 4.

f. Step 6: The owner shall operate in compliance with the commissioner-specified maximum permissible lead and copper water supply levels (subdivision B 4 of this section) and continue water supply monitoring (12VAC5-590-375 D 4).

2. Description of water supply treatment requirements.

a. Waterworks treatment recommendation. The owner of any waterworks ~~which~~ that exceeds the lead or copper action level shall propose in writing to the ~~district engineer~~ department, the installation and operation of one of the water supply treatments listed in subdivision B 2 b of this section. An owner may propose that no treatment be installed based upon a demonstration that water supply treatment is not necessary to minimize lead and copper levels at ~~users'~~ consumers' taps.

b. Commissioner's determination regarding water supply treatment. The commissioner shall complete an evaluation of the results of all water supply samples submitted by the owner to determine whether water supply treatment is necessary to minimize lead or copper levels in water delivered to ~~users'~~ consumers' taps. If the commissioner determines that treatment is needed, the commissioner shall either require installation and operation of the water supply treatment recommended by the owner or require the installation and operation of another water supply treatment from among the following: ion exchange, reverse osmosis, lime softening, or coagulation/filtration. If the commissioner requests additional information to aid in the ~~review~~ evaluation, the owner shall provide the information by the date specified by the commissioner in the request. The commissioner shall notify the owner in writing of the determination and set forth the basis for the decision.

3. Installation of water supply treatment. Each owner shall properly install and operate the water supply treatment designated by the commissioner under subdivision B 2 b of this section.

4. ~~Commissioner's review~~ The commissioner's evaluation of water supply treatment and specification of maximum permissible water supply lead and copper levels. The commissioner shall ~~review~~ evaluate the water supply samples ~~taken~~ collected by the owner both before and after the owner installs water supply treatment, and determine whether the owner has properly installed and operated the water supply treatment designated by the commissioner. Based upon the ~~review~~ evaluation, the commissioner shall designate the maximum permissible lead and copper concentrations for finished water entering the distribution system. ~~Such~~ The levels shall reflect the contaminant removal capability of the treatment properly operated and maintained. The commissioner shall notify the owner in writing and explain the basis for the decision.

5. Continued operation and maintenance. Each waterworks shall be operated to maintain lead and copper levels below the maximum permissible concentrations designated by the commissioner at each sampling point monitored in accordance with 12VAC5-590-375 D. The waterworks is out of compliance with this subdivision if the level of lead or copper at any sampling point is greater than the maximum permissible concentration designated by the commissioner.

6. Modification of the commissioner's treatment decisions. Upon his own initiative or in response to a request by an owner or other interested party, the commissioner may modify his determination of the water supply treatment under subdivision B 2 b of this section, or may modify the maximum permissible lead and copper concentrations for finished water entering the distribution system under subdivision B 4 of this section. A request for modification by an owner or other interested party shall be in writing, explain why the modification is appropriate, and provide supporting documentation. The commissioner may modify the determination where he concludes that ~~such~~ the change is necessary to ensure that the waterworks continues to minimize lead and copper concentrations in water supplies. A revised determination shall be made in writing, set forth the new treatment requirements, explain the basis for the commissioner's decision, and provide an implementation schedule for completing the treatment modifications.

C. Lead service line replacement treatment technique requirements:

1. Owners of waterworks that fail to meet the lead action level in tap samples ~~taken~~ collected pursuant to 12VAC5-590-375 B 4 b, after installing corrosion control or water supply treatment (whichever sampling occurs later), shall replace lead service lines in accordance with the requirements of this section. If a waterworks is in violation of subdivision A 2 of this section or subsection B of this section for failure to install water supply or corrosion control treatment, the commissioner may require the owner to commence lead service line replacement under this section after the date by which the owner was required to conduct monitoring under 12VAC5-590-375 B 4 b has passed.

2. An owner shall replace annually at least 7.0% of the initial number of lead service lines in its distribution system. The initial number of lead service lines is the number of lead lines in place at the time the replacement program begins. The owner shall identify the initial number of lead service lines in its distribution system based upon a materials evaluation, including the evaluation required under 12VAC5-590-375 B 1. The first year of lead service line replacement shall begin on the first day following the end of the monitoring period in which the lead action level was exceeded under subdivision C 1 of this ~~subsection~~ section. If monitoring is required annually or less frequently, the end of the monitoring period is September 30 of the calendar year in which the sampling occurs. If the commissioner has established an alternate monitoring period, then the end of the monitoring period will be the last day of that period.

3. The owner of any waterworks resuming a lead service line replacement program after the cessation of the lead service line replacement program as allowed by subdivision C 7 of this section shall update the inventory of lead service lines to include those sites that were previously determined not to require replacement through the sampling provision under subdivision C 4 of this section. The owner shall then divide the updated number of remaining lead service lines by the number of remaining years in the program to determine the number of lines that must be replaced per year (7.0% lead service line replacement is based on a 15-year replacement program; so, for example, owners resuming lead service line replacement after previously conducting two years of replacement would divide the updated inventory by 13). For those owners that have completed a 15-year lead service line replacement program, the commissioner will determine a schedule for replacing or retesting lines that were previously tested out under the replacement program when the waterworks re-exceeds the lead action level.

4. An owner is not required to replace an individual lead service line if the lead concentration in all service line samples from that line, ~~taken~~ collected pursuant to 12VAC5-590-375 B 2 c, is less than or equal to 0.015 mg/L.

5. An owner shall replace that portion of the lead service line that is owned by the waterworks. In cases where the waterworks owner does not own the entire lead service line, the waterworks owner shall notify the building owner, or the building owner's authorized agent, that the waterworks owner will replace that portion of the service line that is owned by the waterworks and shall offer to replace the building owner's portion of the line. The waterworks owner is not required to bear the cost of replacing the building owner's portion of the service line, nor is the waterworks owner required to replace the building owner's portion where the waterworks owner chooses not to pay the cost of replacing the building owner's portion of the line, or where replacing the building owner's portion would be precluded by state, local, or common law. A waterworks owner that does not replace the entire length of the service line also shall complete the following tasks.

a. At least 45 days prior to commencing with the partial replacement of a lead service line, the waterworks owner shall provide notice to the resident or residents of all buildings served by the line explaining that they may experience a temporary increase of lead levels in their drinking water, along with guidance on measures consumers can take to minimize their exposure to lead. The commissioner may allow the waterworks owner to provide notice under the previous sentence less

than 45 days prior to commencing partial lead service line replacement where ~~such~~ the replacement is in conjunction with emergency repairs. In addition, the waterworks owner shall inform the resident or residents served by the line that the waterworks owner will, at the waterworks owner's expense, collect a sample from each partially-replaced lead service line that is representative of the water in the service line for analysis of lead content, as prescribed in 12VAC5-590-375 B 2 c, within 72 hours after the completion of the partial replacement of the lead service line. The waterworks owner shall collect the sample and report the results of the analysis to the building owner and resident or residents served by the line within three business days of receiving the results. Mailed notices post-marked within three business days of receiving the results shall be considered on time.

b. The waterworks owner shall provide the information required by subdivision C 5 a of this section to the residents of individual dwellings by mail or by other methods approved by the commissioner. In instances where multi-family dwellings are served by the line, the waterworks owner shall have the option to post the information at a conspicuous location.

6. The commissioner shall require an owner to replace lead service lines on a shorter schedule than that required by this subsection, taking into account the number of lead service lines in the waterworks, where ~~such~~ a shorter replacement schedule is feasible. The commissioner shall make this determination in writing and notify the owner of the findings within six months after the waterworks is triggered into lead service line replacement based on monitoring referenced in subdivision C 1 of this section.

7. Any owner may cease replacing lead service lines whenever first draw tap samples collected pursuant to 12VAC5-590-375 B 2 b meet the lead action level during each of two consecutive monitoring periods and the owner submits the results to the ~~district engineer department~~. If the first draw tap samples collected in any ~~such~~ waterworks thereafter exceeds the lead action level, the owner shall recommence replacing lead service lines, pursuant to subdivision C 3 of this section.

8. To demonstrate compliance with subdivisions C 1 through C 5 of this section, an owner shall report to the ~~district engineer department~~ the information specified in ~~12VAC5-590-530 F 5~~ 12VAC5-590-532.

D. Lead public education requirements. The waterworks owner shall deliver a consumer notice of lead tap water monitoring results to all persons served by the ~~water system waterworks~~ waterworks at sites that are tested in accordance with subdivision D 4 of this section. The owner of a waterworks that exceeds the lead action level based on tap water samples collected in accordance with 12VAC5-590-375 B shall deliver the public education materials contained in ~~subdivisions subdivision~~ subdivision D 1 of this section in accordance with the requirements in subdivision D 2 of this section. The owner of a waterworks that exceeds the lead action level shall sample the tap water of any customer who requests it in accordance with subdivision D 3 of this section.

1. Content of written materials. The owner shall include the following text in all of the printed materials distributed through the lead public education program.

a. Community waterworks and nontransient noncommunity waterworks. Owners of community waterworks or nontransient noncommunity waterworks shall include the following elements in printed materials (e.g., brochures and pamphlets) in the same order as listed below. In addition, the language specified in subdivisions D 1 a (1) through D 1 a (2) and in subdivision D 1 a (6) of this section shall be included in materials, exactly as written, except for the text in brackets for which the waterworks owner shall include system-specific information. Any additional information presented by the owner shall be consistent with the information below and be in plain language that can be understood by the general public. The commissioner may require the waterworks owner to obtain approval of the content of written material prior to delivery.

(1) IMPORTANT INFORMATION ABOUT LEAD IN YOUR DRINKING WATER. ~~[INSERT NAME OF WATERWORKS]~~ (Insert name of waterworks) found elevated levels of lead in drinking water in some homes/buildings. Lead can cause serious health problems, especially for pregnant women and young children. Please read this information closely to see what you can do to reduce lead in your drinking water.

(2) Health effects of lead. Lead can cause serious health problems if too much enters your body from drinking water or other sources. It can cause damage to the brain and kidneys, and can interfere with the production of red blood cells that carry oxygen to all parts of your body. The greatest risk of lead exposure is to infants, young children, and pregnant women. Scientists have linked the effects of lead on the brain with lowered IQ in children. Adults with kidney problems and high blood pressure can be affected by low levels of lead more than healthy adults. Lead is stored in the bones, and it can be released later in life. During pregnancy, the child receives lead from the mother's bones, which may affect brain development.

(3) Sources of lead.

(a) Explain what lead is.

(b) Explain possible sources of lead in drinking water and how lead enters drinking water. Include information on home/building materials and services lines that may contain lead.

(c) Discuss other important sources of lead exposure in addition to drinking water (e.g., paint).

(4) Discuss the steps the consumer can take to reduce their exposure to lead in drinking water.

(a) Encourage running the water to flush out the lead.

(b) Explain concerns with using hot water from the tap and specifically caution against the use of hot water for preparing baby formula.

(c) Explain that boiling water does not reduce lead levels.

(d) Discuss other options consumers can take to reduce exposure to lead in drinking water, such as alternative sources or treatment of water.

(e) Suggest that parents have their child's blood tested for lead.

(5) Explain why there are elevated levels of lead in the waterworks' drinking water (if known) and what the waterworks owner is doing to reduce the lead levels in homes/buildings.

(6) For more information call us at ~~{INSERT WATERWORKS OWNER'S CONTACT PHONE NUMBER}~~, or ~~{IF APPLICABLE}~~(Insert owner's contact phone number), or if applicable, visit our website at ~~{INSERT WATERWORKS' WEBSITE HERE}~~(Insert waterworks' website URL here). For more information on reducing lead exposure around your home/building and the health effects of lead, visit EPA's website at <http://www.epa.gov/lead> or contact your health care provider.

b. In addition to including the elements specified in subdivision D 1 a of this section, the owners of community waterworks shall:

(1) Tell consumers how to get their water tested.

(2) Discuss lead in plumbing components and the difference between low lead and lead free. "Lead free" means: (1) When used with respect to solders and flux refers to solders and flux containing not more than 0.2% lead, and (2) When used with respect to pipes, and pipe fittings, plumbing fittings, and plumbing fixtures refers to the weighted average of wetted surfaces of pipes, and pipe fittings, plumbing fittings, and plumbing fixtures containing not more than 8.0% 0.25% lead.

2. Delivery of public education materials.

a. The owner of any waterworks serving a large proportion of non-English speaking consumers, as determined by the commissioner, shall include in all public education materials information in the appropriate ~~language(s)~~language or languages regarding the importance of the notice or contain a telephone number or address where persons served may contact the ~~water system~~ waterworks to obtain a translated copy of the public education materials or to request assistance in the appropriate language.

b. The owner of a community waterworks that exceeds the lead action level on the basis of tap water samples collected in accordance with 12VAC5-590-375 B, and that is not already conducting public education tasks shall conduct the public education tasks under this subdivision within 60 days after the end of the monitoring period in which the exceedance occurred. For waterworks that are required to conduct monitoring annually or less frequently, the end of the monitoring period is September 30 of the calendar year in which the sampling occurs, or, if the commissioner has established an alternate monitoring period, the last day of that period. These public education tasks include:

(1) Deliver printed materials meeting the content requirements of subdivision D 1 of this section to all bill paying customers.

(2) Contact customers who are most at risk by delivering education materials that meet the content requirements of subdivision D 1 of this section to the local health department even if they are not located within the ~~water system's~~ waterworks' service area, along with an informational notice that encourages distribution to all the organization's potentially affected customers or community ~~water system's users~~ waterworks' consumers. The waterworks owner shall contact the local health department directly by phone or in person. The local health department may provide a specific list of additional community based organizations serving target populations, which may include organizations outside the service area of the ~~water system~~ waterworks. If such lists are provided, the waterworks owner shall deliver education materials that meet the content requirements of subdivision D 1 of this section to all organizations on the provided lists.

(3) Contact customers who are most at risk by delivering materials that meet the content requirements of subdivision D 1 of this section to the following organizations that are located within the ~~water system's~~ waterworks' service area, along with an informational notice that encourages distribution to all the organization's potentially affected customers or community ~~water system's~~ waterworks' users: (i) public and private schools or school boards; (ii) Women, Infants and Children (WIC) and Head Start programs; (iii) public and private hospitals and medical clinics; (iv) pediatricians; (v) family planning clinics; and (vi) local welfare agencies.

(4) Make a good faith effort to locate the following organizations within the service area and deliver materials that meet the content requirements of subdivision D 1 of this section to them, along with an informational notice that encourages distribution to all potentially affected customers or ~~users~~ consumers. The good faith effort to contact at-risk customers may include requesting a specific contact list of these organizations from the local health department, even if the agencies are not located within the ~~water system's~~ waterworks' service area: (i) licensed childcare centers; (ii) public and private preschools; and (iii) obstetricians-gynecologists and midwives.

(5) No less often than quarterly, provide information on or in each water bill as long as the waterworks exceeds the action level for lead. The message on the water bill shall include the following statement exactly as written except for the text in brackets for which the owner shall include system-specific information: ~~{INSERT NAME OF WATERWORKS}~~ (Insert name of waterworks) found high levels of lead in drinking water in some homes. Lead can cause serious health problems. For more information please call ~~{INSERT NAME OF WATERWORKS}~~ or visit ~~{IF APPLICABLE INSERT WATERWORKS' WEBSITE}~~ (Insert name of waterworks) or (if applicable) visit our website at (Insert waterworks' website URL here). The message or delivery mechanism can be modified in consultation with the commissioner; specifically, the commissioner may allow a separate mailing of public education materials to customers if the waterworks owner cannot place the information on

water bills.

(6) Post materials meeting the content requirements of subdivision D 1 of this section on the waterworks' website if the waterworks serves a population greater than 100,000 persons.

(7) Submit a press release to newspapers, television, and radio stations.

(8) In addition to the delivery requirements contained in subdivisions D 2 b (1) through D 2 b (7) of this section, the owners of waterworks exceeding the lead action level shall implement at least three activities from one or more of the following categories: (i) public service announcements; (ii) paid advertisements; (iii) public area informational displays; (iv) e-mails to customers; (v) public meetings; (vi) household deliveries; (vii) targeted individual customer contact; (viii) direct material distribution to all multi-family homes and institutions; and (ix) other methods approved by the commissioner. The educational content and selection of these activities shall be determined in consultation with the ~~district engineer department~~.

(9) As long as a community ~~water system~~ waterworks exceeds the lead action level, the waterworks owner shall repeat the following public education activities:

(a) The community ~~water system~~ waterworks owner shall repeat the tasks contained in subdivisions D 2 b (1) through D 2 b (3), and D 2 b (8) of this section every 12 months.

(b) The community ~~water system~~ waterworks owner shall repeat tasks contained in subdivision D 2 b (5) of this section with each billing cycle.

(c) The owner of a community ~~water system~~ waterworks serving a population greater than 100,000 shall post and retain material on a publicly accessible website pursuant to subdivision D 2 b (6) of this section.

(d) The community ~~water system~~ waterworks owner shall repeat the task in subdivision D 2 b (7) of this section twice every 12 months on a schedule agreed upon with the commissioner.

(10) The commissioner may allow the public education activities described in subdivision D 2 b of this section to extend beyond the 60-day requirement if needed for implementation purposes on a case-by-case basis; however, this extension must be approved in writing by the commissioner in advance of the 60-day deadline.

c. The owner of a nontransient noncommunity waterworks that exceeds the lead action level on the basis of tap water samples collected in accordance with 12VAC5-590-375 B, and that is not already conducting public education tasks, shall conduct the public education tasks under this subdivision within 60 days after the end of the monitoring period in which the exceedance occurred. For waterworks that are required to conduct monitoring annually or less frequently, the end of the monitoring period is September 30 of the calendar year in which the sampling occurs, or, if the commissioner has established an alternate monitoring period, the last day of that period. These public education tasks include:

(1) Post informational posters containing all of the public education elements contained in subdivision D 1 of this section in a public place or common area in each of the buildings served by the waterworks; and

(2) Distribute informational pamphlets or brochures on lead in drinking water containing all of the public education elements in subdivision D 1 of this section to each person served by the nontransient noncommunity waterworks. The commissioner may allow the owner to utilize electronic transmission in lieu of or combined with printed materials as long as it achieves at least the same coverage.

(3) The owner of a nontransient noncommunity waterworks shall repeat the tasks contained in subdivisions D 2 c (1) through D 2 c (2) of this section at least once during each calendar year in which the waterworks exceeds the lead action level.

(4) The commissioner may allow the public education activities described in subdivision D 2 c of this section to extend beyond the 60-day requirement if needed for implementation purposes on a case-by-case basis; however, this extension must be approved in writing by the commissioner in advance of the 60-day deadline.

d. An owner may discontinue delivery of public education materials if the waterworks has met the lead action level during the most recent six-month monitoring period conducted pursuant to 12VAC5-590-375 B. The owner shall recommence public education in accordance with this subsection if the waterworks subsequently exceeds the lead action level during any monitoring period.

e. The owner of a community waterworks may apply to the ~~district engineer department~~, in writing, (unless the commissioner has waived the requirement for prior approval) to use only the text specified in subdivision D 1 a of this section in lieu of the text in subdivisions D 1 a through D 1 b of this section and to perform the tasks listed in subdivisions D 2 c (1) through D 2 c (2) of this section in lieu of the tasks in subdivisions D 2 b (1) through D 2 b (9) of this section if:

(1) The waterworks serves a facility, such as a prison or a hospital, where the population served is not capable of or is prevented from making improvements to plumbing or installing POU treatment devices; and

(2) The owner provides water as part of the cost of services provided and does not separately charge for water consumption.

f. The owner of a community waterworks serving 3,300 or fewer people may limit certain aspects their public education programs as follows:

(1) With respect to the requirements of subdivision D 2 b (8) of this section, the owner of a waterworks serving 3,300 or fewer people shall implement at least one of the activities listed in that subdivision.

(2) With respect to the requirements of subdivision D 2 b (2) of this section, the owner of a waterworks serving 3,300 or fewer people may limit the distribution of the public education materials required under that subdivision to facilities and organizations served by the waterworks that are most likely to be visited regularly by pregnant women and children.

(3) With respect to the requirements of subdivision D 2 b (7) of this section, the commissioner may waive this requirement for ~~systems~~ waterworks serving 3,300 or fewer persons as long as the owner distributes notices to every household served by the waterworks.

3. Supplemental monitoring and notification of results. The owner of a waterworks that fails to meet the lead action level on the basis of tap samples collected in accordance with 12VAC5-590-375 B shall offer to sample the tap water of any customer who requests it. The owner is not required to pay for collecting or analyzing the sample, nor is the owner required to collect and analyze the sample itself.

4. Notification of results. The owners of all community and nontransient noncommunity waterworks shall provide a notice of the individual tap results from lead tap water monitoring carried out under the requirements of 12VAC5-590-375 B to the persons served by the waterworks at the specific sampling site from which the sample was taken collected (e.g., the occupants of the residence or buildings where the tap was tested).

a. Timing of notification. An owner shall provide this consumer notice as soon as practical, but no later than 30 days after the owner learns of the tap monitoring results.

b. Content. The consumer notice shall include the results of lead tap water monitoring for the tap that was tested, an explanation of the health effects of lead, list steps consumers can take to reduce exposure to lead in drinking water, and contact information for the waterworks. The notice shall also provide the ~~maximum contaminant level goal~~ MCLG and the action level for lead and the definitions for these two terms from 12VAC5-590-10.

c. Delivery. The consumer notice shall be provided to persons served at the tap that was tested, either by mail or by another method approved by the commissioner. For example, the owner of a nontransient noncommunity waterworks may post the results on a bulletin board in the facility to allow ~~users~~ consumers to review the information. The owner shall provide the notice to customers at sample taps tested, including consumers who do not receive water bills.

12VAC5-590-410. Determination of compliance. (Repealed.)

~~For the purposes of determining compliance with a PMCL or action level, the following criteria shall be used:~~

~~A. Bacteriological results. Compliance with the PMCL for coliform bacteria shall be determined as specified in 12VAC5-590-380 B. Repeat samples shall be used as a basis for determining compliance with these regulations:~~

~~B. Inorganic chemicals:~~

~~1. Antimony, arsenic, asbestos, barium, beryllium, cadmium, cyanide (as free cyanide), chromium, fluoride, mercury, nickel, selenium, and thallium. Where the results of sampling for antimony, arsenic, asbestos, barium, beryllium, cadmium, cyanide (as free cyanide), chromium, fluoride, mercury, nickel, selenium, or thallium exceed the PMCL, the owner shall take a confirmation sample, at the same sampling point, within two weeks of notification of the analytical results of the first sample.~~

~~a. The results of the initial and confirmation samples shall be averaged to determine compliance with subdivision B 1 c of this subsection. The commissioner has the discretion to delete results of obvious sampling errors.~~

~~b. The commissioner may require more frequent monitoring.~~

~~c. Compliance with antimony, arsenic, asbestos, barium, beryllium, cadmium, cyanide (as free cyanide), chromium, fluoride, mercury, nickel, selenium, and thallium in Table 2.2 of 12VAC5-590-440 shall be determined based on the analytical result(s) obtained at each sampling point.~~

~~(1) Owners that are conducting monitoring more frequently than annually, compliance with the PMCL for antimony, arsenic, asbestos, barium, beryllium, cadmium, cyanide (as free cyanide), chromium, fluoride, mercury, nickel, selenium, and thallium is determined by a running annual average at each sampling point. If the average at any sampling point is greater than the PMCL, then the waterworks is out of compliance. If any one sample would cause the annual average to be exceeded, then the waterworks is out of compliance immediately. Any sample below the method detection limit shall be calculated at zero for the purpose of determining the annual average. If an owner fails to collect the required number of samples, compliance (average concentration) shall be based on the total number of samples collected.~~

~~(2) Owners that are monitoring annually, or less frequently, the waterworks is not out of compliance with the PMCL for antimony, arsenic, asbestos, barium, beryllium, cadmium, cyanide (as free cyanide), chromium, fluoride, mercury, nickel, selenium, and thallium if the average of the original sample and a confirmation sample of a contaminant at any sampling point is greater than the PMCL. Owners of waterworks monitoring annually or less frequently whose sample result exceeds the PMCL shall begin quarterly sampling. The waterworks shall not be considered in violation of the PMCL until it has completed one year of quarterly sampling. However, if the confirmation sample is not collected, the waterworks is in violation of the PMCL for antimony, arsenic, asbestos, barium, beryllium, cadmium, cyanide (as free cyanide), chromium, fluoride, mercury, nickel, selenium, or thallium. If an owner fails to collect the required number of samples, compliance (average concentration) shall be based on the total number of samples collected.~~

~~2. Nitrate and nitrite. Compliance with the PMCL is determined based on one sample from each sampling point if the levels of these contaminants are below the PMCLs. Where nitrate or nitrite sample results exceed the PMCL, the owner shall take a confirmation sample from the same sampling point that exceeded the PMCL within 24 hours of the owner's receipt of the~~

analytical results of the first sample. The results of the initial and confirmation sample shall be averaged to determine compliance with this subdivision. Owners unable to comply with the 24-hour sampling requirement shall immediately notify the consumers in the area served by the waterworks in accordance with 12VAC5-590-540. Owners exercising this option shall take and analyze a confirmation sample within two weeks of notification of the analytical results of the first sample. The commissioner may require more frequent monitoring. The commissioner has the discretion to delete results of obvious sampling errors:

C. Organic chemicals:

1. VOCs and SOCs. A confirmation sample shall be required for positive results for contaminants listed in Table 2.3. The commissioner has the discretion to delete results of obvious sampling errors from this calculation:

a. The results of the initial and confirmation sample shall be averaged to determine the waterworks' compliance in accordance with subdivision C 1 b of this subsection:

b. Compliance with Table 2.3 shall be determined based on the analytical results obtained at each sampling point. Any samples below the detection limit shall be calculated as zero for the purposes of determining the annual average. (Note: Refer to detection definition at 12VAC5-590-370 B 2 h.) If an owner fails to collect the required number of samples, compliance (average concentration) will be based on the total number of samples collected.

(1) Owners that are conducting monitoring more frequently than annually, compliance is determined by a running annual average of all samples taken at each sampling point. If the annual average of any sampling point is greater than the PMGL, then the waterworks is out of compliance. If the initial sample or a subsequent sample would cause the annual average to be exceeded, then the waterworks is out of compliance immediately. Any samples below the detection limit shall be calculated as zero for purposes of determining the annual average. (Note: Refer to detection definition at 12VAC5-590-370 B 2 h.)

(2) If monitoring is conducted annually, or less frequently, the waterworks is not in violation if the average of the initial and confirmation sample is greater than the PMGL for that contaminant; however, the owner shall begin quarterly sampling. The waterworks will not be considered in violation of the PMGL until the owner has completed one year of quarterly sampling. If any sample will cause the running annual average to exceed the PMGL at any sampling point, the waterworks is immediately out of compliance with the PMGL.

2. Disinfectant residuals, disinfection byproducts and disinfection byproduct precursors. Compliance with 12VAC5-590-370 B 3 a through B 3 k is as follows:

a. General requirements:

(1) Where compliance is based on a running annual average of monthly or quarterly samples or averages and the owner fails to monitor for TTHM, HAA5, or bromate, this failure to monitor will be treated as a monitoring violation for the entire period covered by the annual average. Where compliance is based on a running annual average of monthly or quarterly samples or averages and the owner's failure to monitor makes it impossible to determine compliance with MRDLs for chlorine and chloramines, this failure to monitor shall be treated as a monitoring violation for the entire period covered by the annual average:

(2) All samples taken and analyzed under subdivision C 2 of this section shall be included in determining compliance, even if that number is greater than the minimum required:

(3) If during the first year of monitoring under 12VAC5-590-370 B 3 b, any individual quarter's average will cause the running annual average of that waterworks to exceed the PMGL in Table 2.12 and Table 2.13, the waterworks is out of compliance at the end of that quarter.

b. Disinfection byproducts:

(1) TTHMs and HAA5:

(a) Running Annual Average. All waterworks using surface water or groundwater under the direct influence of surface water serving 10,000 or more persons shall comply with this section beginning January 1, 2002. All waterworks using surface water or groundwater under the direct influence of surface water serving less than 10,000 persons and all waterworks using groundwater not under the direct influence of surface water shall comply with this section beginning January 1, 2004. All waterworks shall comply with this section until the dates listed in 12VAC5-590-370 B e (3) (c):

(i) For waterworks monitoring quarterly, compliance with PMGLs in Table 2.13 shall be based on a running annual arithmetic average, computed quarterly, of quarterly arithmetic averages of all samples collected by the owner as prescribed by 12VAC5-590-370 B 3 e (1):

(ii) For waterworks monitoring less frequently than quarterly, the owner demonstrates PMGL compliance if the average of samples taken that year under the provisions of 12VAC5-590-370 B 3 e (1) does not exceed the PMGLs in Table 2.13. If the average of these samples exceeds the PMGL, the owner shall increase monitoring to once per quarter per treatment plant and such a waterworks is not in violation of the PMGL until it has completed one year of quarterly monitoring, unless the result of fewer than four quarter of monitoring will cause the running annual average to exceed the PMGL, in which case the waterworks is in violation at the end of that quarter. Owners of waterworks required to increase monitoring frequency to quarterly monitoring shall calculate compliance by including the sample that triggered the increase monitoring plus the following three quarter of monitoring:

(iii) If the running annual arithmetic average of quarterly averages covering any consecutive four-quarter period exceeds the PMCL in Table 2.12 and Table 2.13, the waterworks is in violation of the PMCL and the owner shall notify the public pursuant to 12VAC5-590-540 in addition to reporting to the commissioner pursuant to 12VAC5-590-530.

(iv) If an owner fails to complete four consecutive quarters of monitoring, compliance with the PMCL in Table 2.13 for the last four-quarter compliance period shall be based on an average of the available data.

(b) Locational Running Annual Average (LRAA). All waterworks shall comply with this section beginning on the dates listed in 12VAC5-590-370 B e (3) (c):

(i) Owners of waterworks required to monitor quarterly shall calculate LRAAs for TTHM and HAA5 using monitoring results collected under 12VAC5-590-370 B 3 e (3) and determine that each LRAA does not exceed the PMCL in order to comply with PMCLs in Table 2.13. If the owner fails to complete four consecutive quarters of monitoring, the owner shall calculate compliance with the PMCL based on the average of the available data from the most recent four quarters. If the owner takes more than one sample per quarter at a monitoring location, the owner shall average all samples taken in the quarter at that location to determine a quarterly average to be used in the LRAA calculation.

(ii) Owners of waterworks required to monitor yearly or less frequently shall determine that each sample taken is less than the PMCL in order to determine compliance with PMCLs in Table 2.13. If any sample exceeds the PMCL, the owner shall comply with the requirements of 12VAC5-590-370 B 3 e (3) (g). If no sample exceeds the PMCL, the sample result for each monitoring location is considered the LRAA for that monitoring location.

(iii) Waterworks are in violation of the monitoring requirements for each quarter that a monitoring result would be used in calculating an LRAA if the owner fails to monitor.

(iv) Waterworks have exceeded the operational evaluation level at any monitoring location where the sum of the two previous quarters' TTHM results plus twice the current quarter's TTHM result, divided by four to determine an average, exceeds 0.080 mg/L, or where the sum of the two previous quarters' HAA5 results plus twice the current quarter's HAA5 result, divided by four to determine an average, exceeds 0.060 mg/L.

((a)) Owners of waterworks that exceed the operational evaluation level shall conduct an operational evaluation and submit a written report of the evaluation to the commissioner no later than 90 days after being notified of the analytical result that causes the waterworks to exceed the operational evaluation level. The written report shall be made available to the public upon request.

((b)) The operational evaluation report shall include an examination of waterworks treatment and distribution operational practices, including storage tank operations, excess storage capacity, distribution system flushing, changes in sources or source water quality, and treatment changes or problems that may contribute to TTHM and HAA5 formation and what steps could be considered to minimize future exceedances.

((c)) The owner may request and the commissioner may allow waterworks to limit the scope of the evaluation if the owner is able to identify the cause of the operational evaluation level exceedance. The request to limit the scope of the evaluation does not extend the schedule in paragraph ((a)) of this section for submitting the written report. The commissioner shall approve this limited scope of evaluation in writing and the owner shall keep that approval with the completed report.

(2) Bromate. Compliance shall be based on a running annual arithmetic average, computed quarterly, of monthly samples (or, for months in which the waterworks takes more than one sample, the average of all samples taken during the month) collected by the owner as prescribed by 12VAC5-590-370 B 3 g. If the average of samples covering any consecutive four-quarter period exceeds the PMCL in Table 2.13, the waterworks is in violation of the PMCL and the owner shall notify the public pursuant to 12VAC5-590-540, in addition to reporting to the commissioner pursuant to 12VAC5-590-530. If an owner fails to complete 12 consecutive months' monitoring, compliance with the PMCL for the last four-quarter compliance period shall be based on an average of the available data.

(3) Chlorite. Compliance shall be based on an arithmetic average of each three sample set taken in the distribution system as prescribed by 12VAC5-590-370 B 3 f (1) (a), (b) and (c). If the arithmetic average of any three sample set exceeds the PMCL in Table 2.13, the waterworks is in violation of the PMCL and the owner shall notify the public pursuant to 12VAC5-590-540, in addition to reporting to the commissioner pursuant to 12VAC5-590-530.

e. Disinfectant residuals:

(1) Chlorine and chloramines:

(a) Compliance shall be based on a running annual arithmetic average, computed quarterly, of monthly averages of all samples collected by the waterworks under 12VAC5-590-370 B 3 h (1) (a). If the average covering any consecutive four-quarter period exceeds the MRDL in Table 2.12, the waterworks is in violation of the MRDL and the owner shall notify the public pursuant to 12VAC5-590-540, in addition to reporting to the commissioner pursuant to 12VAC5-590-530.

(b) In cases where waterworks switch between the use of chlorine and chloramines for residual disinfection during the year, compliance shall be determined by including together all monitoring results of both chlorine and chloramines in calculating compliance. Reports submitted pursuant to 12VAC5-590-530 shall clearly indicate which residual disinfectant was analyzed for each sample.

(2) Chlorine dioxide:

(a) Acute violations. Compliance shall be based on consecutive daily samples collected by the owner under 12VAC5-590-

370-B-3-h (2) (a). If any daily sample taken at the entrance to the distribution system exceeds the MRDL in Table 2.12, and on the following day one (or more) of the three samples taken in the distribution system exceed the MRDL, the waterworks is in violation of the MRDL and the owner shall take immediate corrective action to lower the level of chlorine dioxide below the MRDL and the owner shall notify the public pursuant to the procedures for Tier 1 conditions in 12VAC5-590-540 in addition to reporting to the commissioner in pursuant to 12VAC5-590-530. Failure to take samples in the distribution system the day following an exceedance of the chlorine dioxide MRDL at the entrance to the distribution system will also be considered an MRDL violation and the owner shall notify the public of the violation in accordance with the provisions for Tier 1 conditions in 12VAC5-590-540 in addition to reporting to the commissioner in pursuant to 12VAC5-590-530.

(b) Nonacute violations. Compliance shall be based on consecutive daily samples collected by the owner under 12VAC5-590-370-B-3-h (2) (a). If any two consecutive daily samples taken at the entrance to the distribution system exceed the MRDL in Table 2.12 and all distribution system samples taken are below the MRDL, the waterworks is in violation of the MRDL and the owner shall take corrective action to lower the level of chlorine dioxide below the MRDL at the point of sampling and shall notify the public pursuant to the procedures for Tier 2 conditions in 12VAC5-590-540 in addition to reporting to the commissioner in pursuant to 12VAC5-590-530. Failure to monitor at the entrance to the distribution system the day following an exceedance of the chlorine dioxide MRDL at the entrance to the distribution system is also an MRDL violation and the owner shall notify the public of the violation in accordance with the provisions for Tier 2 conditions in 12VAC5-590-540 in addition to reporting to the commissioner in pursuant to 12VAC5-590-530.

d. Disinfection byproduct precursors (DBPP). Compliance shall be determined as specified by 12VAC5-590-420-H-3. Owners may begin monitoring to determine whether Step 1 TOC removals can be met 12 months prior to the compliance date for the waterworks. This monitoring is not required and failure to monitor during this period is not a violation. However, any owner that does not monitor during this period, and then determines in the first 12 months after the compliance date that it is not able to meet the Step 1 requirements in 12VAC5-590-420-H-2-b and shall therefore apply for alternate minimum TOC removal (Step 2) requirements, is not eligible for retroactive approval of alternate minimum TOC removal (Step 2) requirements as allowed pursuant to 12VAC5-590-420-H-2-c and is in violation. Owners may apply for alternate minimum TOC removal (Step 2) requirements any time after the compliance date. For waterworks required to meet Step 1 TOC removals, if the value calculated under 12VAC5-590-420-H-3-a (4) is less than 1.00, the waterworks is in violation of the treatment technique requirements and the owner shall notify the public pursuant to 12VAC5-590-540 in addition to reporting to the commissioner pursuant to 12VAC5-90-530.

D. Radiological results (gross alpha, combined radium-226 and radium-228, uranium and man-made radioactivity). Compliance with the radiological PMCLs shall be in accordance with 12VAC5-590-370-D-3-c. PMCLs are indicated in subsection B of Table 2.5. Sampling for radiological analysis shall be in compliance with 12VAC5-590-370-D-1 and D-2. Furthermore, compliance shall be determined by rounding off results to the same number of significant figures as the PMCL for the substance in question.

E. Reserved.

F. Turbidity. The requirements in this subsection apply to filtered waterworks until June 29, 1993. The requirements in this section apply to unfiltered waterworks with surface water sources or groundwater sources under the direct influence of surface water that are required to install filtration equipment until June 29, 1993, or until filtration is installed, whichever is later. When a sample exceeds the PMCL for turbidity a confirmation sample shall be collected for analysis as soon as possible. In cases where a turbidimeter is required at the waterworks, the preferable resampling time is within one hour of the initial sampling. The repeat sample shall be the sample used for the purpose of calculating the monthly average. Compliance for public notification purposes shall be based on the monthly averages of the daily samples. However, public notification is also required if the average of samples taken on two consecutive days exceeds five NTU.

G. All analyses for PMCL and action level compliance determinations shall be consistent with current Environmental Protection Agency Regulations found at 40 CFR Part 141.

12VAC5-590-411. Disinfection byproduct precursor, disinfection byproducts, and maximum residual disinfectant level treatment techniques.

A. Treatment technique for control of disinfection byproduct precursors (DBPPs).

1. Applicability.

a. Community and nontransient noncommunity waterworks owners shall comply with treatment techniques for the control of DBPPs.

b. Waterworks that use surface water or GUDI sources using conventional filtration treatment shall operate with enhanced coagulation or enhanced softening to achieve the TOC percentage removal levels specified in subdivision A 2 of this section unless the waterworks meets at least one of the alternative compliance criteria listed in subdivision A 1 c or A 1 d of this section.

c. Alternative compliance criteria for enhanced coagulation and enhanced softening waterworks. Waterworks that use surface water or GUDI sources provided with conventional filtration treatment may use the alternative compliance criteria in subdivisions A 1 c (1) through A 1 c (6) of this section to comply with this section in lieu of complying with subdivision A 2 of this section. Owners shall comply with monitoring requirements in 12VAC5-590-374 I.

(1) The waterworks' source water TOC level is less than 2.0 mg/L, calculated quarterly as a running annual average.

(2) The waterworks' treated water TOC level is less than 2.0 mg/L, calculated quarterly as a running annual average.

(3) The waterworks' source water TOC level is less than 4.0 mg/L, calculated quarterly as a running annual average; the source water alkalinity is greater than 60 mg/L (as CaCO₃), calculated quarterly as a running annual average; and no TTHM and HAA5 LRAAs are greater than 0.040 mg/L and 0.030 mg/L, respectively.

(4) No TTHM and HAA5 LRAAs are greater than 0.040 mg/L and 0.030 mg/L, respectively, and the waterworks uses only chlorine for primary disinfection and maintenance of a residual in the distribution system.

(5) The waterworks' source water SUVA, prior to any treatment and measured monthly is less than or equal to 2.0 Liters per milligram-meter (L/mg-m), calculated quarterly as a running annual average.

(6) The waterworks' finished water SUVA, measured monthly, is less than or equal to 2.0 L/mg-m, calculated quarterly as a running annual average.

d. Additional alternative compliance criteria for softening waterworks. Waterworks practicing enhanced softening that cannot achieve the TOC removals required by subdivision A 2 b of this section may use the alternative compliance criteria in subdivisions A 1 c (1) and A 1 c (2) in lieu of complying with subdivision A 2 of this section. Waterworks shall comply with monitoring requirements in 12VAC5-590-374 I.

(1) Softening that results in lowering the treated water alkalinity to less than 60 mg/L (as CaCO₃), measured monthly and calculated quarterly as a running annual average.

(2) Softening that results in removing at least 10 mg/L of magnesium hardness (as CaCO₃), measured monthly and calculated quarterly as an annual running average.

2. Enhanced coagulation and enhanced softening performance requirements.

a. Waterworks shall achieve the percentage reduction of TOC specified in subdivision A 2 b of this section between the source water and the combined filter effluent, unless the commissioner approves an owner's request for alternate minimum TOC removal (Step 2) requirements under subdivision A 2 c of this section.

Required Step 1 TOC reductions, indicated in Table 411.1, are based upon specified source water parameters. Waterworks practicing softening are required to meet the Step 1 TOC reductions in the far-right column (Source water alkalinity greater than 120 mg/L) for the specified source water TOC:

b. Step 1 Required Removal of TOC by Enhanced Coagulation and Enhanced Precipitative Softening Guidance Manual, May 1999, EPA Office of Water.

TABLE 411.1.
Required Percentage Removals of TOC^{a,b}.

Source water TOC, mg/L	Source water alkalinity, mg/L as CaCO ₃		
	0-60	>60-120	>120 ^c
>2.0-4.0	35.0%	25.0%	15.0%
>4.0-8.0	45.0%	35.0%	25.0%
>8.0	50.0%	40.0%	30.0%

^aWaterworks meeting at least one of the conditions in subdivisions A 1 c (1) through A 1 c (6) of this section are not required to operate with enhanced coagulation.

^bSoftening waterworks meeting one of the alternative compliance criteria in subdivision A 1 d of this section are not required to operate with enhanced softening.

^cWaterworks practicing softening shall meet the TOC removal requirements in this column.

c. Waterworks that use surface water or GUDI sources with conventional treatment waterworks that cannot achieve the Step 1 TOC removals required by subdivision A 2 b due to water quality parameters or operational constraints shall apply to the commissioner, within three months of failure to achieve the TOC removals required by subdivision A 2 b of this section, for approval of alternative minimum TOC (Step 2) removal requirements submitted by the owner. If the commissioner approves the alternative minimum TOC removal (Step 2) requirements, the commissioner may make those requirements retroactive for the purposes of determining compliance. Until the commissioner approves the alternate minimum TOC removal (Step 2) requirements, the waterworks shall meet the Step 1 TOC removals contained in subdivision A 2 b of this section.

d. Alternate minimum TOC removal (Step 2) requirements. Applications, made to the commissioner by owners of waterworks using enhanced coagulation, for approval of alternative minimum TOC removal (Step 2) requirements under subdivision A 2 c of this section shall include, at a minimum, results of bench- or pilot-scale testing conducted under subdivision A 2 d (1) of this section. The submitted bench- or pilot-scale testing shall be used to determine the alternate enhanced coagulation level.

(1) Alternate enhanced coagulation level is defined as coagulation at a coagulant dose and pH as determined by the method

described in subdivisions A 2 d (1) through A 2 d (5) of this section so that an incremental addition of 10 mg/L of alum (or equivalent amount of ferric salt) results in a TOC removal of equal to or less than 0.3 mg/L. The percentage removal of TOC at this point on the "TOC removal versus coagulant dose" curve is then defined as the minimum TOC removal required for the waterworks. Once approved by the commissioner, this minimum requirement supersedes the minimum TOC removal requirements in Table 411.1. This requirement shall be effective until such time as the commissioner approves a new value based on the results of a new bench- and pilot-scale test. Failure to achieve the alternative minimum TOC removal levels set by the commissioner is a violation of this chapter.

(2) Bench- or pilot-scale testing of enhanced coagulation shall be conducted by using representative water samples and adding 10 mg/L increments of alum (or equivalent amounts of ferric salt) until the pH is reduced to a level less than or equal to the enhanced coagulation Step 2 target pH shown in Table 411.2.

TABLE 411.2.
Enhanced Coagulation.

Alkalinity (mg/L as CaCO ₃)	Target pH
0-60	5.5
>60-120	6.3
>120-240	7.0
>240	7.5

(3) For waters with alkalinities of less than 60 mg/L for which addition of small amounts of alum or equivalent addition of iron coagulant drives the pH below 5.5 before significant TOC removal occurs, the waterworks shall add necessary chemicals to maintain the pH between 5.3 and 5.7 in samples until the TOC removal of 0.3 mg/L per 10 mg/L alum added (or equivalent addition of iron coagulant) is reached.

(4) The waterworks may operate at any coagulant dose or pH necessary (consistent with other sections of this chapter) to achieve the minimum TOC percentage removal approved under subdivision A 2 c of this section.

(5) If the TOC removal is consistently less than 0.3 mg/L of TOC per 10 mg/L of incremental alum dose at all dosages of alum (or equivalent addition of iron coagulant), the water is deemed to contain TOC not amenable to enhanced coagulation. The owner may then apply to the commissioner for a waiver of enhanced coagulation requirements.

3. Compliance calculations.

a. Waterworks that use surface water or GUDI sources other than those identified in subdivision A 1 b or A 1 c of this section shall comply with requirements contained in subdivision A 2 b or A 2 c of this section. Owners shall calculate compliance quarterly; beginning after the waterworks has collected 12 months of data, by determining an annual average using the following method:

(1) Determine actual monthly TOC percentage removal, equal to:

$[1 - (\text{treated water TOC} / \text{source water TOC})] \times 100$.

(2) Determine the required monthly TOC percentage removal (from either Table 411.1 or from subdivision A 2 c of this section).

(3) Divide the value in subdivision A 3 a (1) of this section by the value in subdivision A 3 a (2) of this section.

(4) Add together the results of subdivision A 3 a (3) of this section for the last twelve months and divide by twelve.

(5) If the value calculated in subdivision A 3 a (4) of this section is less than 1.00, the waterworks is not in compliance with the TOC percentage removal requirements.

b. Owners may use the provisions in subdivisions A 3 b (1) through A 3 b (5) of this section in lieu of the calculations in subdivisions A 3 a (1) through A 3 a (5) of this section to determine compliance with TOC percentage removal requirements.

(1) In any month that the waterworks' treated or source water TOC level is less than 2.0 mg/L, the waterworks may assign a monthly value of 1.0 (in lieu of the value calculated in subdivision A 3 a (3) of this section when calculating compliance under the provisions of subdivision A 3 a of this section).

(2) In any month that a waterworks practicing softening removes at least 10 mg/L of magnesium hardness (as CaCO₃), the waterworks may assign a monthly value of 1.0 (in lieu of the value calculated in subdivision A 3 a (3) of this section) when calculating compliance under the provisions of subdivision A 3 a of this section.

(3) In any month that the waterworks' source water SUVA, prior to any treatment is equal to or less than 2.0 L/mg-m, the waterworks may assign a monthly value of 1.0 (in lieu of the value calculated in subdivision A 3 a (3) of this section) when calculating compliance under the provisions of subdivision A 3 a of this section.

(4) In any month that the waterworks' finished water SUVA is equal to or less than 2.0 L/mg-m, the waterworks may assign a monthly value of 1.0 (in lieu of the value calculated in subdivision A 3 a (3) of this section when calculating compliance under the provisions of subdivision A 3 a of this section).

(5) In any month that a waterworks practicing enhanced softening lowers alkalinity below 60 mg/L (as CaCO₃), the

waterworks may assign a monthly value of 1.0 (in lieu of the value calculated in subdivision A 3 a (3) of this section) when calculating compliance under the provisions of subdivision A 3 a of this section.

c. Waterworks that use surface water or GUDI sources and using conventional treatment may also comply with the requirements of this section by meeting the criteria in subdivision A 1 b or A 1 c of this section.

4. Enhanced coagulation or enhanced softening is the treatment technique required to control the level of DBP precursors in drinking water treatment and distribution systems for waterworks using surface water or GUDI sources and using conventional treatment.

B. The best available technology, treatment techniques, or other means available for achieving compliance with the PMCLs for disinfection byproducts shown in Table 340.6 are listed below:

1. The best available technology, treatment techniques, or other means available for achieving compliance with the PMCLs for bromate and chlorite:

<u>Disinfection byproduct</u>	<u>Best available technology</u>
<u>Bromate</u>	<u>Control of ozone treatment process to reduce production of bromate.</u>
<u>Chlorite</u>	<u>Control of treatment processes to reduce disinfectant demand and control of disinfection treatment processes to reduce disinfectant levels</u>

2. The best available technology, treatment techniques, or other means available for achieving compliance with the running annual average PMCLs for TTHM and HAA5:

<u>Disinfection byproduct</u>	<u>Best available technology</u>
<u>Total trihalomethanes (TTHM) and Haloacetic acids (five) (HAA5)</u>	<u>Enhanced coagulation or enhanced softening or GAC10, with chlorine as the primary and residual disinfectant</u>

3. The best available technology, treatment techniques, or other means available for achieving compliance with the LRAA PMCLs for TTHM and HAA5 for all waterworks that disinfect their source water:

<u>Disinfection byproduct</u>	<u>Best available technology</u>
<u>Total trihalomethanes (TTHM) and Haloacetic acids (five) (HAA5)</u>	<u>Enhanced coagulation or enhanced softening, plus GAC10; or nanofiltration with a molecular weight cutoff less than or equal to 1000 Daltons; or GAC20</u>

4. The best available technology, treatment techniques, or other means available for achieving compliance with the LRAA maximum contaminant levels for TTHM and HAA5 for consecutive waterworks and applies only to the disinfected water that consecutive waterworks buy or otherwise receive:

<u>Disinfection byproduct</u>	<u>Best available technology</u>
<u>Total trihalomethanes (TTHM) and Haloacetic acids (five) (HAA5)</u>	<u>Waterworks serving equal to or greater than 10,000: Improved distribution system and storage tank management to reduce residence time, plus the use of chloramines for disinfectant residual maintenance</u> <u>Waterworks serving less than 10,000: Improved distribution system and storage tank management to reduce residence time</u>

12VAC5-590-415. Uncovered finished water storage.

A. Waterworks with uncovered finished water storage facilities shall comply with the requirements to cover the facility as described in this section.

B. Owners shall immediately notify the commissioner of the use of each uncovered finished water storage facility.

C. All uncovered finished water storage facilities shall be covered, in compliance with a schedule approved by the commissioner.

D. Failure to comply with the requirements of this section is a violation of the treatment technique requirement.

12VAC5-590-420. Treatment technique requirement. (Repealed).

This section establishes treatment technique requirements in lieu of maximum contaminant levels for specified contaminants. Failure to meet any requirement of this section after the applicable date specified is a treatment technique violation.

A. The filtration and disinfection provisions of this section are required treatment techniques for any waterworks supplied by a surface water source and waterworks supplied by a groundwater source under the direct influence of surface water. This section establishes treatment technique requirements in lieu of PMCL's for the following contaminants: Giardia lamblia, viruses, heterotrophic

bacteria (HPC), Legionella, Cryptosporidium and turbidity. Each waterworks with a surface water source or a groundwater source under the direct influence of surface water shall provide treatment of that source water that complies with these treatment technique requirements. The treatment technique requirements consist of installing and properly operating water treatment processes which reliably achieve:

1. At least 99.9% (3-log) removal and/or inactivation of Giardia lamblia cysts between a point where the raw water is not subject to recontamination by surface water runoff and a point downstream before or at the first customer; and
2. At least 99.99% (4-log) removal and/or inactivation of viruses between a point where the raw water is not subject to recontamination by surface water runoff and a point downstream before or at the first customer; and
3. At least 99% (2-log) removal of Cryptosporidium between a point where the raw water is not subject to recontamination by surface water runoff and a point downstream before or at the first customer.

B. A waterworks using a surface water source or a groundwater source under the direct influence of surface water is considered to be in compliance with the requirements of subsection A of this section if it meets the following disinfection filtration and enhanced filtration and disinfection for Cryptosporidium requirements:

1. Disinfection. Waterworks with a surface water source or a groundwater source under the direct influence of surface water shall provide disinfection treatment in accordance with this section:

a. The disinfection treatment shall be sufficient to ensure that the total treatment processes of that waterworks achieve at least 99.9% (3-log) inactivation and/or removal of Giardia lamblia cysts and at least 99.99% (4-log) inactivation and/or removal of viruses.

b. The residual disinfectant concentration in the water entering the distribution system cannot be less than 0.2 mg/L for more than four hours.

c. The residual disinfectant concentration in the distribution system, measured as total chlorine, combined chlorine, or chlorine dioxide cannot be undetectable in more than 5.0% of the samples each month, for any two consecutive months that the waterworks serves water to the public. Water in the distribution system with a heterotrophic bacteria concentration less than or equal to 500/mL, measured as heterotrophic plate count (HPC) is deemed to have a detectable disinfectant residual for purposes of determining compliance with this requirement. Thus, the value "V" in percent in the following formula cannot exceed 5.0% in one month, for any two consecutive months:

$$V = (c + d + e) / (a + b) \times 100$$

a = number of instances where the residual disinfectant concentration is measured;

b = number of instances where the residual disinfectant concentration is not measured but HPC is measured;

c = number of instances where the residual disinfectant concentration is measured but not detected and no HPC is measured;

d = number of instances where no residual disinfectant concentration is detected and where the HPC is greater than 500/mL; and

e = number of instances where the residual disinfectant concentration is not measured and HPC is greater than 500/mL.

d. The commissioner may determine, based on site-specific considerations, that an owner has no means for having a sample transported and analyzed for HPC by a certified laboratory under the requisite time and temperature conditions and the waterworks is providing adequate disinfection in the distribution system, that the requirements of subdivision B 1 c of this section does not apply.

2. Filtration. (Also see 12VAC5-590-880.) All waterworks that use a surface water source or a groundwater source under the direct influence of surface water shall provide filtration treatment by using one of the following methods:

a. Conventional filtration or direct filtration:

(1) Achieve a filtered water turbidity of less than or equal to 0.3 NTU in at least 95% of the measurements taken each month. Samples shall be representative of the waterworks' filtered water.

(2) The turbidity level of representative samples of a system's filtered water shall at no time exceed 1 NTU, measured as specified in 12VAC5-590-440.

(3) A system that uses lime softening may acidify representative samples prior to analysis using a protocol approved by the commissioner.

b. Slow sand filtration:

(1) The turbidity level of representative samples of a waterworks' filtered water shall be less than or equal to one NTU in at least 95% of the measurements taken each month, except that if the commissioner determines there is no significant interference with disinfection at a higher turbidity level, the commissioner may substitute this higher turbidity limit for that waterworks.

(2) The turbidity level of representative samples of a waterworks' filtered water shall at no time exceed five NTU.

c. Diatomaceous earth filtration:

(1) The turbidity level of representative samples of a waterworks' filtered water shall be less than or equal to one NTU in at least 95% of the measurements taken each month.

(2) The turbidity level of representative samples of a waterworks' filtered water shall at no time exceed five NTU.

d. Other filtration technologies. An owner may use a filtration technology not listed in subdivisions 2 a through c of this subsection if the owner demonstrates to the commissioner (by pilot plant studies or other means) that the alternative filtration technology, in combination with disinfection treatment, achieves 99.9% removal (3-log) and/or inactivation of *Giardia lamblia* cysts, 99.99% removal (4-log) and/or inactivation of viruses, and 99% removal (2-log) of *Cryptosporidium* oocysts. For an owner that makes this demonstration, a turbidity limit of representative samples of a waterworks' filtered water, not to exceed 0.3 NTU, shall be established by the commissioner, which the waterworks must meet at least 95% of the time. In addition, the commissioner shall establish a maximum turbidity limit of representative samples of a waterworks' filtered water, not to exceed 1 NTU that the waterworks must not exceed at any time. These turbidity limits shall consistently achieve the removal rates and/or inactivation rates stated in this subdivision.

e. Each waterworks using a surface water source or groundwater source under the direct influence of surface water shall be operated by licensed operators of the appropriate classification as per the Virginia Board for Waterworks and Wastewater Works Operators Regulations (18VAC155-20).

f. If the commissioner has determined that a waterworks has a surface water source or a groundwater source under the direct influence of surface water, filtration is required. The waterworks shall provide disinfection during the interim before filtration is installed as follows:

(1) The residual disinfectant concentration in the distribution system shall not be less than 2.0 mg/L for more than four hours.

(2) The owner shall issue continuing boil water notices through the public notification procedure in 12VAC5-590-540 until such time as the required filtration equipment is installed.

(3) As an alternative to subdivisions B f 2 (1) and (2) of this section, the owner may demonstrate that the source can meet the appropriate C-T values shown in Appendix L and be considered to satisfy the requirements for 99.9% removal of *Giardia* cysts and virus, respectively. In addition, the waterworks owner shall comply with the following:

(a) Justify that other alternative sources of supply meeting these regulations are not immediately available.

(b) Analysis of the source is performed quarterly for the contaminants listed in Tables 2.2, 2.3, and 2.4. The primary maximum contaminant levels shall not be exceeded.

(c) Daily turbidity monitoring and maintenance of the turbidity level not to exceed five NTU.

(d) MPN analysis of the raw water based on the minimum sample frequency chart below:

Population Served	Coliform Samples/Week
≤500	4
501–3,300	2
3,301–10,000	3
10,001–25,000	4
>25,000	5

Note: Shall be taken on separate days.

(e) Bacteriological sampling of the distribution system at a frequency of twice that required by Table 2.1.

3. Enhanced filtration and disinfection for *Cryptosporidium* – All waterworks using a surface water source or a groundwater source under the direct influence of surface water shall comply with the following requirements based on their population or if the waterworks is a wholesaler, based on the population of the largest waterworks in the combined distribution system:

a. Owners shall conduct an initial and a second round of source water monitoring for each plant that treats a surface water or groundwater under the direct influence of surface water source. This monitoring may include sampling for *Cryptosporidium*, *E. coli*, and turbidity to determine what level, if any, of additional *Cryptosporidium* treatment is required.

(1) Initial round of source water monitoring. Owners shall conduct the following monitoring on the schedule in subdivision B 3 a (3) of this section unless they meet the monitoring avoidance criteria in subdivision B 3 a (4) of this section.

(a) Owners of waterworks serving at least 10,000 people shall sample their source water for *Cryptosporidium*, *E. coli*, and turbidity at least monthly for 24 months.

(b) Owners of waterworks serving fewer than 10,000 people:

(i) shall sample their source water for *E. coli* at least once every two weeks for 12 months, or

(ii) may avoid *E. coli* monitoring if the waterworks notifies the commissioner that it will monitor for *Cryptosporidium* as described in paragraph (c) of this section. The owner shall notify the commissioner no later than three months prior to the date the waterworks is otherwise required to start *E. coli* monitoring.

(c) Owners of waterworks serving fewer than 10,000 people shall sample their source water for *Cryptosporidium* at least twice per month for 12 months or at least monthly for 24 months if they meet one of the following, based on monitoring conducted under subdivision B 3 a (1) (b) of this section:

- (i) For waterworks using lake/reservoir sources, the annual mean E. coli concentration is greater than 10 E. coli/100 mL.
- (ii) For waterworks using flowing stream sources, the annual mean E. coli concentration is greater than 50 E. coli/100 mL.
- (iii) The waterworks does not conduct E. coli monitoring as described in paragraph (1) (b) of this section.
- (iv) Waterworks using ground water under the direct influence of surface water shall comply with the requirements of subdivision B 3 a (1) (c) of this section based on the E. coli level that applies to the nearest surface water body. If no surface water body is nearby, the waterworks shall comply based on the requirements that apply to waterworks using lake/reservoir sources.
- (d) For waterworks serving fewer than 10,000 people, the commissioner may approve monitoring for an indicator other than E. coli under subdivision B 3 a (1) (b) (i) of this section. The commissioner also may approve an alternative to the E. coli concentration in subdivision B 3 a (1) (c) (i), (ii) or (iv) of this section to trigger Cryptosporidium monitoring. This approval by the commissioner shall be provided to the waterworks in writing and shall include the basis for the commissioner's determination that the alternative indicator and/or trigger level will provide a more accurate identification of whether a waterworks will exceed the Bin 1 Cryptosporidium level in subdivision B 3 c (1) (a) of this section.
- (e) Waterworks may sample more frequently than required under this section if the sampling frequency is evenly spaced throughout the monitoring period.
- (2) Second round of source water monitoring: Owners shall conduct a second round of source water monitoring that meets the requirements for monitoring parameters, frequency, and duration described in subdivision B 3 a (1) of this section, unless they meet the monitoring exemption criteria in subdivision B 3 a (4) of this section. Owners shall conduct this monitoring on the schedule in subdivision B 3 a (3) of this section.
- (3) Monitoring schedule. Owners shall begin the monitoring required in subdivisions B 3 a (1) and (2) of this section no later than the month beginning with the date listed in the following table:

Source Water Monitoring Starting Dates Table

Owners of waterworks that serve...	Shall begin the first round of source water monitoring no later than the month beginning...	And shall begin the second round of source water monitoring no later than the month beginning...
At least 100,000 people	October 1, 2006	April 1, 2015
From 50,000 to 99,999 people	April 1, 2007	October 1, 2015
From 10,000 to 49,999 people	April 1, 2008	October 1, 2016
Fewer than 10,000 and monitor for E. coli	October 1, 2008	October 1, 2017
Fewer than 10,000 and monitor for Cryptosporidium ⁴	April 1, 2010	April 1, 2019

⁴Applies to waterworks that meet the conditions of subdivision B 3 a (1) (c) of this section.

(4) Monitoring avoidance:

(a) Owners are not required to conduct source water monitoring under subdivision C 3 a of this section if the waterworks will provide a total of at least 5.5-log of treatment for Cryptosporidium, equivalent to meeting the treatment requirements of Bin 4 in subdivision B 3 c (2) of this section.

(b) If an owner chooses to provide the level of treatment in subdivision B 3 a (4) (a) of this section, rather than start source water monitoring, the owners shall notify the commissioner in writing no later than the date the owner is otherwise required to submit a sampling schedule for monitoring under subdivision B 3 a (5) of this section. Alternatively, an owner may choose to stop sampling at any point after the owner has initiated monitoring if the owner notifies the commissioner in writing that it will provide this level of treatment. Owners shall install and operate technologies to provide this level of treatment by the applicable treatment compliance date in subdivision B 3 c (3).

(5) Sampling schedules:

(a) Owners of waterworks required to conduct source water monitoring in accordance with subdivision B 3 a shall submit a sampling schedule that specifies the calendar dates when the owner shall collect each required sample.

(i) Owners shall submit sampling schedules to the commissioner no later than three months prior to the applicable date listed in subdivision B 3 a (3) for each round of required monitoring.

(ii) If the commissioner does not respond to an owner regarding the sampling schedule, the owner shall sample at the reported schedule.

~~(b) Owners shall collect samples within two days before or two days after the dates indicated in their sampling schedule (i.e., within a five-day period around the schedule date) unless one of the conditions of the following paragraphs apply:~~

~~(i) If an extreme condition or situation exists that may pose danger to the sample collector, or that cannot be avoided and causes the owner to be unable to sample in the scheduled five-day period, the owner shall sample as close to the scheduled date as is feasible unless the commissioner approves an alternative sampling date. The owner shall submit an explanation for the delayed sampling date to the commissioner concurrent with the shipment of the sample to the laboratory:~~

~~(ii) If an owner is unable to report a valid analytical result for a scheduled sampling date due to equipment failure, loss of or damage to the sample, failure to comply with the analytical method requirements, including the quality control requirements of 12VAC5-590-440, or the failure of an approved laboratory to analyze the sample, then the owner shall collect a replacement sample. The owner shall collect the replacement sample not later than 21 days after receiving information that an analytical result cannot be reported for the scheduled date unless the owner demonstrates that collecting a replacement sample within this time frame is not feasible or the commissioner approves an alternative resampling date. The owner shall submit an explanation for the delayed sampling date to the commissioner concurrent with the shipment of the sample to the laboratory:~~

~~(c) Owners of waterworks that fail to meet the criteria of subdivision B 3 a (5) (b) of this section for any source water sample required under subdivision B 3 a shall revise their sampling schedules to add dates for collecting all missed samples. Owners shall submit the revised schedule to the commissioner for approval prior to when the owner begins collecting the missed samples:~~

~~(6) Sampling locations:~~

~~(a) Owners of waterworks required to conduct source water monitoring under subdivision B 3 a shall collect samples for each plant that treats a surface water or groundwater under the direct influence of surface water source. Where multiple plants draw water from the same influent, such as the same pipe or intake, the commissioner may approve one set of monitoring results to be used to satisfy the requirements subdivision B 3 a for all plants:~~

~~(b) Owners shall collect source water samples prior to chemical treatment, such as coagulants, oxidants and disinfectants. However, the commissioner may approve the collection of a source water sample after chemical treatment. To grant this approval, the commissioner shall determine that collecting a sample prior to chemical treatment is not feasible for the waterworks and that the chemical treatment is unlikely to have a significant adverse effect on the analysis of the sample:~~

~~(c) Owners of waterworks that recycle filter backwash water shall collect source water samples prior to the point of filter backwash water addition:~~

~~(d) Bank filtration:~~

~~(i) Waterworks that receive Cryptosporidium treatment credit for bank filtration under 12VAC5-590-420 B 2 d, shall collect source water samples in the surface water prior to bank filtration:~~

~~(ii) Waterworks that use bank filtration as pretreatment to a filtration plant shall collect source water samples from the well (i.e., after bank filtration). Use of bank filtration during monitoring shall be consistent with routine operational practice. Waterworks collecting samples after a bank filtration process may not receive treatment credit for the bank filtration under subdivision B 3 d (4) (c) of this section:~~

~~(e) Multiple sources. Owners of waterworks with plants that use multiple water sources, including multiple surface water sources and blended surface water and ground water sources shall collect samples as specified in subdivision B 3 a (6) (e) (i) or (ii) of this section. The use of multiple sources during monitoring shall be consistent with routine operational practice:~~

~~(i) If a sampling tap is available where the sources are combined prior to treatment, waterworks shall collect samples from the tap:~~

~~(ii) If a sampling tap where the sources are combined prior to treatment is not available, owners shall collect samples at each source near the intake on the same day and shall follow either subdivision B 3 a (6) (e) (ii) ((a)) or ((b)) of this section for sample analysis:~~

~~((a)) Owners may composite samples from each source into one sample prior to analysis. The volume of sample from each source shall be weighted according to the proportion of the source in the total plant flow at the time the sample is collected:~~

~~((b)) Owners may analyze samples from each source separately and calculate a weighted average of the analysis results for each sampling date. The weighted average shall be calculated by multiplying the analysis result for each source by the fraction the source contributed to total plant flow at the time the sample was collected and then summing these values:~~

~~(f) Additional Requirements. Owners shall submit a description of their sampling location(s) to the commissioner at the same time as the sampling schedule required in subdivision B 3 a (3) of this section. This description shall address the position of the sampling location in relation to the waterworks water source(s) and treatment processes, including pretreatment, points of chemical treatment, and filter backwash recycle. If the commissioner does not respond to an owner regarding sampling location(s), the owner shall sample at the reported location(s):~~

~~(7) Analytical methods. All analytical methods shall be conducted in accordance with 12VAC5-590-440:~~

~~(8) Approved laboratories:~~

~~(a) Cryptosporidium. Owners shall have Cryptosporidium samples analyzed by a laboratory that is approved under EPA's Laboratory Quality Assurance Evaluation Program for Analysis of Cryptosporidium in Water or a laboratory that has been~~

certified for Cryptosporidium analysis by an equivalent state laboratory certification program.

~~(b) E. coli. Any laboratory certified by the state for total coliform or fecal coliform analysis under 12VAC5-590-440 is approved for E. coli analysis when the laboratory uses the same technique for E. coli that the laboratory uses under 12VAC5-590-440. Laboratories shall use methods for enumeration of E. coli in source water approved in 12VAC5-590-440.~~

~~(c) Turbidity. Measurements of turbidity shall be made by a party approved by the commissioner.~~

~~(9) Reporting of the source water results shall be in accordance with 12VAC5-590-530.~~

~~(10) Plants operating only part of the year. Owners of waterworks treating surface water or groundwater under the direct influence of surface water that operates for only part of the year shall conduct source water monitoring in accordance with this section, but with the following modifications:~~

~~(a) Owners shall sample their source water only during the months that the plant operates unless the commissioner specifies another monitoring period based on plant operating practices.~~

~~(b) Owners of waterworks with plants that operate less than six months per year and that monitor for Cryptosporidium shall collect at least six Cryptosporidium samples per year during each of two years of monitoring. Samples shall be evenly spaced throughout the period the plant operates.~~

~~(11) New sources;~~

~~(a) Owners of waterworks that begin using a new source of surface water or groundwater under the direct influence of surface water after the waterworks is required to begin monitoring under subdivision B 3 a (3) of this section shall monitor the new source on a schedule the commissioner approves. Source water monitoring shall meet the requirements of this section. The owner shall also meet the bin classification and Cryptosporidium treatment requirements of subdivision B 3 c (1) and (2) of this section, for the new source on a schedule the commissioner approves.~~

~~(b) The requirements of this section apply to waterworks using surface water or groundwater under the direct influence of surface water that begin operation after the monitoring start date applicable to the waterworks size under subdivision B 3 a (3) of this section.~~

~~(c) The owner shall begin a second round of source water monitoring no later than six years following initial bin classification under in subdivision B 3 c (1) of this section.~~

~~(12) Failure to collect any source water sample required under this section in accordance with the sampling schedule, sampling location, analytical method, approved laboratory, and reporting requirements of subdivision B 3 a (5), (6), (7), (8), or (9) of this section is a monitoring violation.~~

~~(13) Grandfathering monitoring data. Owners may use (grandfather) monitoring data collected prior to the applicable monitoring start date in subdivision B 3 a (3) of this section to meet the initial source water monitoring requirements in subdivision B 3 a (1) of this section. Grandfathered data may substitute for an equivalent number of months at the end of the monitoring period. All data submitted under this paragraph shall meet the requirements in (13) (a) through (h) listed below and be approved by the commissioner:~~

~~(a) An owner may grandfather Cryptosporidium samples to meet the requirements of this section when the owner does not have corresponding E. coli and turbidity samples. A waterworks that grandfathers Cryptosporidium samples without E. coli and turbidity samples is not required to collect E. coli and turbidity samples when the system completes the requirements for Cryptosporidium monitoring under this section.~~

~~(b) E. coli sample analysis. The analysis of E. coli samples shall meet the analytical method and approved laboratory requirements of subdivision B 3 a (7) and (8) of this section.~~

~~(c) Cryptosporidium sample analysis. The analysis of Cryptosporidium samples shall meet the requirements of subdivision B 3 a (8) of this section.~~

~~(d) Sampling location. The sampling location shall meet the conditions in subdivision B 3 a (6) of this section.~~

~~(e) Sampling frequency. Cryptosporidium samples were collected no less frequently than each calendar month on a regular schedule, beginning no earlier than January 1999. Sample collection intervals may vary for the conditions specified in subdivision B 3 a (5) (b) (i) and (ii) of this section, if the owner provides documentation of the condition when reporting monitoring results.~~

~~(i) The commissioner may approve grandfathering of previously collected data where there are time gaps in the sampling frequency if the owner conducts additional monitoring the commissioner specifies to ensure that the data used to comply with the initial source water monitoring requirements of subdivision B 3 a of this section are seasonally representative and unbiased.~~

~~(ii) Owners may grandfather previously collected data where the sampling frequency within each month varied. If the Cryptosporidium sampling frequency varied, owners shall follow the monthly averaging procedure in subdivision B 3 c (1) (a) (v) of this section, when calculating the bin classification for filtered systems.~~

~~(f) Reporting monitoring results for grandfathering. Owners that request to grandfather previously collected monitoring results shall report the following information by the applicable dates listed in the following paragraphs. Owners shall report this information to the commissioner.~~

~~(i) Owners shall report that they intend to submit previously collected monitoring results for grandfathering. This report shall~~

~~specify the number of previously collected results the owner shall submit, the dates of the first and last sample, and whether an owner shall conduct additional source water monitoring to meet the requirements in subdivision B 3 a of this section. Owners shall report this information no later than the date the sampling schedule listed in subdivision B 3 a (3) of this section is required.~~

~~(ii) Owners shall report previously collected monitoring results for grandfathering, along with the associated documentation listed in paragraphs ((a)) through ((d)) listed below, no later than two months after the applicable date listed in subdivision B 3 a (3) of this section.~~

~~((a)) For each sample result, owners shall report the applicable data elements in 12VAC5-590-530 E 1 c.~~

~~((b)) Owners shall certify that the reported monitoring results include all results the waterworks generated during the time period beginning with the first reported result and ending with the final reported result. This applies to samples that were collected from the sampling location specified for source water monitoring under subdivision B 3 a (13) (f) of this section, not spiked, and analyzed using the laboratory's routine process for the analytical methods listed in this section.~~

~~((c)) Owners shall certify that the samples were representative of a plant's source water(s) and the source water(s) have not changed. Owners shall report a description of the sampling location(s), which shall address the position of the sampling location in relation to the waterworks' water source(s) and treatment processes, including points of chemical addition and filter backwash recycle.~~

~~((d)) For Cryptosporidium samples, the laboratory or laboratories that analyzed the samples shall provide a letter certifying that the quality control criteria specified in the methods listed in subdivision B 3 a (8) of this section were met for each sample batch associated with the reported results. Alternatively, the laboratory may provide bench sheets and sample examination report forms for each field, matrix spike, IPR, OPR, and method blank sample associated with the reported results.~~

~~(g) If the commissioner determines that a previously collected data set submitted for grandfathering was generated during source water conditions that were not normal for the waterworks, such as a drought, the commissioner may disapprove the data. Alternatively, the commissioner may approve the previously collected data if the owner reports additional source water monitoring data, as determined by the commissioner, to ensure that the data set used under subdivision B 3 c (1) of this section represents average source water conditions for the waterworks.~~

~~(h) If an owner submits previously collected data that fully meets the number of samples required for initial source water monitoring under subdivision B 3 a (1) of this section and some of the data are rejected due to not meeting the requirements of this section, the owner shall conduct additional monitoring to replace rejected data on a schedule the commissioner approves. Owners are not required to begin this additional monitoring until two months after notification that data have been rejected and additional monitoring is necessary.~~

~~b. Owners of waterworks that plan to make a significant change to their disinfection practice shall develop disinfection profiles and calculate disinfection benchmarks, as described in subdivision B 3 a (1) and (2) below.~~

~~(1) Requirements when making a significant change in disinfection practice:~~

~~(a) Following the completion of initial source water monitoring under subdivision B 3 a (1) of this section, owners of waterworks that plan to make a significant change to its disinfection practice, as defined in subdivision B 3 b (1) (b) of this section, shall develop disinfection profiles and calculate disinfection benchmarks for Giardia lamblia and viruses as described in subdivision B 3 b (2) of this section. Prior to changing the disinfection practice, the owner shall notify the commissioner and shall include in this notice the information in subdivision B 3 b (1) a) (i) through (iii) of this section:~~

~~(i) A completed disinfection profile and disinfection benchmark for Giardia lamblia and viruses as described in subdivision B 3 b (2) of this section.~~

~~(ii) A description of the proposed change in disinfection practice.~~

~~(iii) An analysis of how the proposed change will affect the current level of disinfection.~~

~~(b) Significant changes to disinfection practice are defined as follows:~~

~~(i) Changes to the point of disinfection;~~

~~(ii) Changes to the disinfectant(s) used in the treatment plant;~~

~~(iii) Changes to the disinfection process; or~~

~~(iv) Any other modification identified by the commissioner as a significant change to disinfection practice.~~

~~(2) Developing the disinfection profile and benchmark.~~

~~(a) Owners of waterworks required to develop disinfection profiles in accordance with subdivision B 3 b (1) of this section shall follow the requirements of this section. Owners shall monitor at least weekly for a period of 12 consecutive months to determine the total log inactivation for Giardia lamblia and viruses. If owners monitor more frequently, the monitoring frequency shall be evenly spaced. Owners of waterworks that operate for fewer than 12 months per year shall monitor weekly during the period of operation. Owners shall determine log inactivation for Giardia lamblia through the entire plant, based on CT99.9 values in Appendix L. Owners shall determine log inactivation for viruses through the entire treatment plant based on a protocol approved by the commissioner.~~

~~(b) Owners of waterworks with a single point of disinfectant application prior to the entrance to the distribution system shall~~

conduct the monitoring in subdivision B-3-b-(2)-(b)-(i) through (iv) of this section. Owners of waterworks with more than one point of disinfectant application shall conduct the monitoring in subdivision B-3-b-(2)-(b)-(i) through (iv) of this section for each disinfection segment. Owners shall monitor the parameters necessary to determine the total inactivation ratio, using analytical methods in Appendix L.

(i) For waterworks using a disinfectant other than UV, the temperature of the disinfected water shall be measured at each residual disinfectant concentration sampling point during peak hourly flow or at an alternative location approved by the commissioner.

(ii) For waterworks using chlorine, the pH of the disinfected water shall be measured at each chlorine residual disinfectant concentration sampling point during peak hourly flow or at an alternative location approved by the commissioner.

(iii) The disinfectant contact time(s) (t) shall be determined during peak hourly flow.

(iv) The residual disinfectant concentration(s) (C) of the water before or at the first customer and prior to each additional point of disinfectant application shall be measured during peak hourly flow.

(c) In lieu of conducting new monitoring under subdivision B-3-b-(2)-(b) of this section, owners may elect to meet the requirements of subdivision B-3-b-(2)-(c)-(i) or (ii) of this section.

(i) Owners of waterworks that have at least one year of existing data that are substantially equivalent to data collected under the provisions of subdivision B-3-b-(2)-(b) of this section may use these data to develop disinfection profiles as specified in this section if the owner has neither made a significant change to its treatment practice nor changed sources since the data were collected. Owners may develop disinfection profiles using up to three years of existing data.

(ii) Owners may use disinfection profile(s) developed under 12VAC5-590-500 E-2 in lieu of developing a new profile if the owner has neither made a significant change to its treatment practice nor changed sources since the profile was developed. Owners that have not developed a virus profile under 12VAC5-590-500 E-2 shall develop a virus profile using the same monitoring data on which the Giardia lamblia profile is based.

(d) Owners of waterworks shall calculate the total inactivation ratio for Giardia lamblia as specified in subdivision B-3-b-(2)-(d)-(i) through (iii) of this section.

(i) Owners of waterworks using only one point of disinfectant application may determine the total inactivation ratio for the disinfection segment based on either of the methods in subdivision B-3-b-(2)-(d)-(i)-(a) or (b) of this section.

((a)) Determine one inactivation ratio ($CT_{calc}/CT_{99.9}$) before or at the first customer during peak hourly flow.

((b)) Determine successive $CT_{calc}/CT_{99.9}$ values, representing sequential inactivation ratios, between the point of disinfectant application and a point before or at the first customer during peak hourly flow. The owner shall calculate the total inactivation ratio by determining ($CT_{calc}/CT_{99.9}$) for each sequence and then adding the ($CT_{calc}/CT_{99.9}$) values together to determine ($\Sigma (CT_{calc}/CT_{99.9})$).

(ii) Owners of waterworks using more than one point of disinfectant application before the first customer shall determine the CT value of each disinfection segment immediately prior to the next point of disinfectant application, or for the final segment, before or at the first customer, during peak hourly flow. The ($CT_{calc}/CT_{99.9}$) value of each segment and ($\Sigma (CT_{calc}/CT_{99.9})$) shall be calculated using the method in paragraph (i)-(b) of this section.

(iii) The owner shall determine the total logs of inactivation by multiplying the value calculated in subdivision B-3-b-(2)-(d)-(i) or (ii) of this section by 3.0.

(iv) Owners shall calculate the log of inactivation for viruses using a protocol approved by the commissioner.

(e) Owners shall use the procedures specified in (i) and (ii) listed below to calculate a disinfection benchmark:

(i) For each year of profiling data collected and calculated under subdivision B-3-b-(2)-(a) through (d) of this section, owners shall determine the lowest mean monthly level of both Giardia lamblia and virus inactivation. Owners shall determine the mean Giardia lamblia and virus inactivation for each calendar month for each year of profiling data by dividing the sum of daily or weekly Giardia lamblia and virus log inactivation by the number of values calculated for that month.

(ii) The disinfection benchmark is the lowest monthly mean value (for waterworks with one year of profiling data) or the mean of the lowest monthly mean values (for waterworks with more than one year of profiling data) of Giardia lamblia and virus log inactivation in each year of profiling data.

e. Owners shall determine their Cryptosporidium treatment bin classification as described in subdivision B-3-c-(1) and provide additional treatment for Cryptosporidium, if required, as described in subdivision B-3-c-(2). Owners shall implement Cryptosporidium treatment according to the schedule in subdivision B-3-c-(3).

(1) Bin classification for waterworks:

(a) Following completion of the initial round of source water monitoring required under subdivision B-3-a-(1), owners shall calculate an initial Cryptosporidium bin concentration for each plant for which monitoring was required. Calculation of the bin concentration shall use the Cryptosporidium results reported under subdivision B-3-a-(1) and shall follow these procedures:

(i) For waterworks that collect a total of at least 48 samples, the bin concentration is equal to the arithmetic mean of all sample concentrations.

(ii) For waterworks that collect a total of at least 24 samples, but not more than 47 samples, the bin concentration is equal to the highest arithmetic mean of all sample concentrations in any 12 consecutive months during which Cryptosporidium

samples were collected:

(iii) For waterworks that serve fewer than 10,000 people and monitor for *Cryptosporidium* for only one year (i.e., collect 24 samples in 12 months), the bin concentration is equal to the arithmetic mean of all sample concentrations.

(iv) For waterworks with plants operating only part of the year that monitor fewer than 12 months per year under subdivision B 3 a (1), the bin concentration is equal to the highest arithmetic mean of all sample concentrations during any year of *Cryptosporidium* monitoring.

(v) If the monthly *Cryptosporidium* sampling frequency varies, owners shall first calculate a monthly average for each month of monitoring. Owners shall then use these monthly average concentrations, rather than individual sample concentrations, in the applicable calculation for bin classification in subdivision B 3 c (1) (a) (i) through (iv) of this section.

(b) Owners shall determine their initial bin classification from the following table and using the *Cryptosporidium* bin concentration calculated under subdivision B 3 c (1) (a) of this section:

Bin Classification Table for Filtered Systems

For owners of waterworks that are:	with a <i>Cryptosporidium</i> bin concentration of [†] ...	The bin classification is...
...required to monitor for <i>Cryptosporidium</i> under subdivision B 3 a (1)	<i>Cryptosporidium</i> less than 0.075 oocysts/L	Bin 1
	<i>Cryptosporidium</i> equal to or greater than 0.075 oocysts/L but less than 1.0 oocysts/L	Bin 2
	<i>Cryptosporidium</i> equal to or greater than 1.0 oocysts/L but less than 3.0 oocysts/L	Bin 3
	<i>Cryptosporidium</i> equal to or greater than 3.0 oocysts/L	Bin 4
...serving fewer than 10,000 people and NOT required to monitor for <i>Cryptosporidium</i> under B 3 a (1)(c)	NA	Bin 1

[†]Based on calculations in subdivision B 3 c (1) (a) or (c) of this section, as applicable

(c) Following completion of the second round of source water monitoring required under subdivision B 3 a (2), owners shall recalculate their *Cryptosporidium* bin concentration using the *Cryptosporidium* results reported under subdivision B 3 a (2) and following the procedures in subdivision B 3 c (1) (a)(i) through (iv) of this section. Owners shall then redetermine their bin classification using this bin concentration and the table in subdivision B 3 c (1) (b) of this section.

(d) Reporting of bin classifications

(i) Owners shall report their initial bin classification under subdivision B 3 c (1) (b) of this section to the commissioner for approval no later than six months after the waterworks is required to complete initial source water monitoring based on the schedule in subdivision B 3 a (3).

(ii) Owners shall report their bin classification under subdivision B 3 c (1) (c) of this section to the commissioner for approval no later than six months after the owner is required to complete the second round of source water monitoring based on the schedule in subdivision B 3 c (1) 3 a (3) of this section.

(iii) The bin classification report to the commissioner shall include a summary of source water monitoring data and the calculation procedure used to determine bin classification.

(e) Failure to comply with the conditions of subdivision B 3 c (1) (d) of this section is a violation of the treatment technique requirement.

(2) Waterworks additional *Cryptosporidium* treatment requirements:

(a) Waterworks shall provide the level of additional treatment for *Cryptosporidium* specified in this paragraph based on their bin classification as determined under subdivision B 3 c (1) of this section and according to the schedule in subdivision B 3 c (3) (b) of this section:

If the waterworks bin classification is...	And the waterworks uses the following filtration treatment in full compliance with 12VAC5-590-420 A and B, then the additional <i>Cryptosporidium</i> treatment requirements are...			
-	Conventional filtration treatment (including softening)	Direct filtration	Slow sand or diatomaceous earth filtration	Alternative filtration technologies
Bin 1	No additional treatment	No additional treatment	No additional treatment	No additional treatment

Bin 2	1-log treatment	1.5-log treatment	1-log treatment	(1)
Bin 3	2-log treatment	2.5-log treatment	2-log treatment	(2)
Bin 4	2.5-log treatment	3-log treatment	2.5-log treatment	(3)

¹As determined by the commissioner such that the total Cryptosporidium removal and inactivation is at least 4.0-log

²As determined by the commissioner such that the total Cryptosporidium removal and inactivation is at least 5.0-log

³As determined by the commissioner such that the total Cryptosporidium removal and inactivation is at least 5.5-log

(b) Additional treatment

(i) Owners shall use one or more of the treatment and management options listed in subdivision B 3 d, termed the microbial toolbox, to comply with the additional Cryptosporidium treatment required in subdivision B 3 c (2) (a) of this section.

(ii) Waterworks classified in Bin 3 and Bin 4 shall achieve at least 1-log of the additional Cryptosporidium treatment required under subdivision B 3 c (2) (a) of this section using either one or a combination of the following: bag filters, bank filtration, cartridge filters, chlorine dioxide, membranes, ozone, or UV, as described in subdivision B 3 d (3) through (7) of this section.

(c) Failure by a waterworks in any month to achieve treatment credit by meeting criteria in subdivision B 3 d (3) through (7) of this section for microbial toolbox options that is at least equal to the level of treatment required in subdivision B 3 c (2) (a) of this section is a violation of the treatment technique requirement.

(d) If the commissioner determines during a sanitary survey or an equivalent source water assessment that after a waterworks completed the monitoring conducted under subdivision B 3 a (1) or (2) of this section, significant changes occurred in the waterworks' watershed that could lead to increased contamination of the source water by Cryptosporidium, the owner shall take actions specified by the commissioner to address the contamination. These actions may include additional source water monitoring and/or implementing microbial toolbox options listed in subdivision B 3 d (2) of this section.

(3) Schedule for compliance with Cryptosporidium treatment requirements:

(a) Following initial bin classification in accordance with subdivision B 3 c (1) (b) of this section, waterworks shall provide the level of treatment for Cryptosporidium required under subdivision B 3 c (2) of this section according to the schedule in subdivision B 3 c (3) (b) of this section.

(b) Cryptosporidium treatment compliance dates:

Cryptosporidium Treatment Compliance Dates Table

Waterworks that serve....	Shall comply with Cryptosporidium treatment requirements no later than ¹ ...
At least 100,000 people	April 1, 2012
From 50,000 to 99,999 people	October 1, 2012
From 10,000 to 49,999 people	October 1, 2013
Fewer than 10,000 people	October 1, 2014

¹The commissioner may allow up to an additional two years for complying with the treatment requirement for waterworks making capital improvements:

(c) If the bin classification for a filtered system changes following the second round of source water monitoring, as determined under subdivision B 3 c (1) (c) of this section, the waterworks shall provide the level of treatment for Cryptosporidium required under subdivision B 3 c (2) of this section on a schedule the commissioner approves.

d. Owners of waterworks required to provide additional treatment for Cryptosporidium shall implement microbial toolbox options that are designed and operated as described in subdivision B 3 d (1) through (7) of this section.

(1) Waterworks receive the treatment credits listed in the table in subdivision B 3 d (2) of this section by meeting the conditions for microbial toolbox options described in subdivision B 3 d (3) through (7) of this section. Waterworks apply these treatment credits to meet the treatment requirements in subdivision B 3 c (2) of this section.

(2) Microbial Toolbox Summary Table: Options, Treatment Credits and Criteria

Microbial Toolbox Summary Table: Options, Treatment Credits and Criteria

Toolbox Option	Cryptosporidium treatment credit with design and implementation criteria
Source Protection and Management Toolbox Options	
Alternative	No prescribed credit. Owners may conduct simultaneous monitoring for treatment bin classification at

source/ intake management	alternative intake locations or under alternative intake management strategies. Specific criteria are in subdivision B 3 d (3) (b).
Pre-Filtration Toolbox Options	
Presedimentation basin with coagulation	0.5-log credit during any month that presedimentation basins achieve a monthly mean reduction of 0.5-log or greater in turbidity or alternative performance criteria approved by the commissioner. To be eligible, basins shall be operated continuously with coagulant addition and all plant flow shall pass through basins. Specific criteria are in subdivision B 3 d (4) (a).
Two-stage lime softening	0.5-log credit for two-stage softening where chemical addition and hardness precipitation occur in both stages. All plant flow shall pass through both stages. Single-stage softening is credited as equivalent to conventional treatment. Specific criteria are in subdivision B 3 d (4) (b).
Bank filtration	0.5-log credit for 25-foot setback; 1.0-log credit for 50-foot setback; aquifer shall be unconsolidated sand containing at least 10% fines; average turbidity in wells shall be less than 1 NTU. Waterworks using wells followed by filtration when conducting source water monitoring shall sample the well to determine bin classification and are not eligible for additional credit. Specific criteria are in subdivision B 3 d (4) (c).
Treatment Performance Toolbox Options	
Combined filter performance	0.5-log credit for combined filter effluent turbidity less than or equal to 0.15 NTU in at least 95% of measurements each month. Specific criteria are in subdivision B 3 d (5) (a).
Individual filter performance	0.5-log credit (in addition to 0.5-log combined filter performance credit) if individual filter effluent turbidity is less than or equal to 0.15 NTU in at least 95% of samples each month in each filter and is never greater than 0.3 NTU in two consecutive measurements in any filter. Specific criteria are in subdivision B 3 d (5) (b).
Additional Filtration Toolbox Options	
Bag or cartridge filters (individual filters)	Up to 2-log credit based on the removal efficiency demonstrated during challenge testing with a 1.0-log factor of safety. Specific criteria are in subdivision B 3 d (6) (a).
Bag or cartridge filters (in series)	Up to 2.5-log credit based on the removal efficiency demonstrated during challenge testing with a 0.5-log factor of safety. Specific criteria are in subdivision B 3 d (6) (a).
Membrane filtration	Log credit equivalent to removal efficiency demonstrated in challenge test for device if supported by direct integrity testing. Specific criteria are in subdivision B 3 d (6) (b).
Second stage filtration	0.5-log credit for second separate granular media filtration stage if treatment train includes coagulation prior to first filter. Specific criteria are in subdivision B 3 d (6) (c).
Slow sand filters	2.5-log credit as a secondary filtration step; 3.0-log credit as a primary filtration process. No prior chlorination for either option. Specific criteria are in subdivision B 3 d (6) (d).
Inactivation Toolbox Options	
Chlorine dioxide	Log credit based on measured CT in relation to CT table. Specific criteria in subdivision B 3 d (7) (b).
Ozone	Log credit based on measured CT in relation to CT table. Specific criteria in subdivision B 3 d (7) (b).
UV	Log credit based on validated UV dose in relation to UV dose table; reactor validation testing required to establish UV dose and associated operating conditions. Specific criteria in subdivision B 3 d (7) (d).

(3) Source toolbox components:

(a) Reserved

(b) Alternative source:

(i) An owner may conduct source water monitoring that reflects a different intake location (either in the same source or for an alternate source) or a different procedure for the timing or level of withdrawal from the source (alternative source monitoring). If the commissioner approves, an owner may determine the bin classification under subdivision B 3 c (1) of this section based on the alternative source monitoring results:

(ii) If an owner conducts alternative source monitoring under subdivision B 3 d (3) (b) (i) of this section, the owner shall also monitor their current plant intake concurrently as described in subdivision B 3 a of this section:

(iii) Alternative source monitoring under subdivision B 3 d (3) (b) (i) of this section shall meet the requirements for source monitoring to determine bin classification, as described in subdivision B 3 a (1) through (13) of this section. Owners shall report the alternative source monitoring results to the commissioner, along with supporting information documenting the operating conditions under which the samples were collected:

(iv) If an owner determines the bin classification under subdivision B 3 c (1) of this section using alternative source monitoring results that reflect a different intake location or a different procedure for managing the timing or level of

withdrawal from the source, the owner shall relocate the intake or permanently adopt the withdrawal procedure, as applicable, no later than the applicable treatment compliance date in subdivision B 3 c (3) of this section.

(4) Pre-filtration treatment toolbox components:

(a) Presedimentation. Waterworks receive 0.5-log Cryptosporidium treatment credit for a presedimentation basin during any month the process meets the following criteria:

(i) The presedimentation basin shall be in continuous operation and shall treat the entire plant flow taken from a surface water or groundwater under the direct influence of surface water source.

(ii) The waterworks shall continuously add a coagulant to the presedimentation basin.

(iii) The presedimentation basin shall achieve the performance criteria in either of the following:

((a)) Demonstrates at least 0.5-log mean reduction of influent turbidity. This reduction shall be determined using daily turbidity measurements in the presedimentation process influent and effluent and shall be calculated as follows: $\log_{10}(\text{monthly mean of daily influent turbidity}) - \log_{10}(\text{monthly mean of daily effluent turbidity})$.

((b)) Complies with performance criteria approved by the commissioner that demonstrate at least 0.5-log mean removal of micron-sized particulate material through the presedimentation process.

(b) Two-stage lime softening. Waterworks receive an additional 0.5-log Cryptosporidium treatment credit for a two-stage lime softening plant if chemical addition and hardness precipitation occur in two separate and sequential softening stages prior to filtration. Both softening stages shall treat the entire plant flow taken from a surface water or groundwater under the direct influence of surface water source.

(c) Bank filtration. Waterworks receive Cryptosporidium treatment credit for bank filtration that serves as pretreatment to a filtration plant by meeting the criteria in this paragraph. Waterworks using bank filtration when they begin source water monitoring under subdivision B 3 a (1) of this section shall collect samples as described in subdivision B 3 a (6) (d) of this section and are not eligible for this credit.

(i) Wells with a ground water flow path of at least 25 feet receive 0.5-log treatment credit; wells with a ground water flow path of at least 50 feet receive 1.0-log treatment credit. The ground water flow path shall be determined as specified in subdivision B 3 d (c) (iv) of this section.

(ii) Only wells in granular aquifers are eligible for treatment credit. Granular aquifers are those comprised of sand, clay, silt, rock fragments, pebbles or larger particles, and minor cement. A waterworks shall characterize the aquifer at the well site to determine aquifer properties. Owners shall extract a core from the aquifer and demonstrate that in at least 90% of the core length, grains less than 1.0 mm in diameter constitute at least 10% of the core material.

(iii) Only horizontal and vertical wells are eligible for treatment credit.

(iv) For vertical wells, the ground water flow path is the measured distance from the edge of the surface water body under high flow conditions (determined by the 100-year floodplain elevation boundary or by the floodway, as defined in Federal Emergency Management Agency flood hazard maps) to the well screen. For horizontal wells, the ground water flow path is the measured distance from the bed of the river under normal flow conditions to the closest horizontal well lateral screen.

(v) Owners shall monitor each wellhead for turbidity at least once every four hours while the bank filtration process is in operation. If monthly average turbidity levels, based on daily maximum values in the well, exceed 1 NTU, the owner shall report this result to the commissioner and conduct an assessment within 30 days to determine the cause of the high turbidity levels in the well. If the commissioner determines that microbial removal has been compromised, the commissioner may revoke treatment credit until the owner implements corrective actions approved by the commissioner to remediate the problem.

(vi) Springs and infiltration galleries are not eligible for treatment credit under this section.

(vii) Bank filtration demonstration of performance. The commissioner may approve Cryptosporidium treatment credit for bank filtration based on a demonstration of performance study that meets the criteria in this paragraph. This treatment credit may be greater than 1.0-log and may be awarded to bank filtration that does not meet the criteria in subdivision B 3 d (4) (c) (i) through (v) of this section.

((a)) The study shall follow a protocol approved by the commissioner and shall involve the collection of data on the removal of Cryptosporidium or a surrogate for Cryptosporidium and related hydrogeologic and water quality parameters during the full range of operating conditions.

((b)) The study shall include sampling both from the production well(s) and from monitoring wells that are screened and located along the shortest flow path between the surface water source and the production well(s).

(5) Treatment performance toolbox components:

(a) Combined filter performance. Waterworks using conventional filtration treatment or direct filtration treatment receive an additional 0.5-log Cryptosporidium treatment credit during any month the waterworks meets the criteria in this paragraph. Combined filter effluent (CFE) turbidity shall be less than or equal to 0.15 NTU in at least 95% of the measurements. Turbidity shall be measured as described in 12VAC5-590-370 B 7 b and 12VAC5-590-370 E.

(b) Individual filter performance. Waterworks using conventional filtration treatment or direct filtration treatment receive 0.5-log Cryptosporidium treatment credit, which can be in addition to the 0.5-log credit under subdivision B 3 d (5) (a) of this

section, during any month the waterworks meets the criteria in this paragraph. Compliance with these criteria shall be based on individual filter turbidity monitoring as described in 12VAC5-590-370 B-7 b (1).

(i) The filtered water turbidity for each individual filter shall be less than or equal to 0.15 NTU in at least 95% of the measurements recorded each month.

(ii) No individual filter may have a measured turbidity greater than 0.3 NTU in two consecutive measurements taken 15 minutes apart.

(iii) Any waterworks that has received treatment credit for individual filter performance and fails to meet the requirements of subdivision B-3 d (5) (b) (i) or (ii) of this section during any month does not receive a treatment technique violation under subdivision B-3 c (2) (c) if the commissioner determines the following:

((a)) The failure was due to unusual and short-term circumstances that could not reasonably be prevented through optimizing treatment plant design, operation, and maintenance.

((b)) The waterworks has experienced no more than two such failures in any calendar year.

(6) Additional filtration toolbox components:

(a) Bag and cartridge filters. Waterworks receive *Cryptosporidium* treatment credit of up to 2.0-log for individual bag or cartridge filters and up to 2.5-log for bag or cartridge filters operated in series by meeting the criteria in subdivision B-3 d (6) (a) (i) through (x) of this section. To be eligible for this credit, owners shall report the results of challenge testing that meets the requirements of subdivision B-3 d (6) (a)(ii) through (ix) of this section to the commissioner. The filters shall treat the entire plant flow taken from a surface water or groundwater under the direct influence of surface water source.

(i) The *Cryptosporidium* treatment credit awarded to bag or cartridge filters shall be based on the removal efficiency demonstrated during challenge testing that is conducted according to the criteria in subdivision B-3 d (6) (a) (ii) through (ix) of this section. A factor of safety equal to 1-log for individual bag or cartridge filters and 0.5-log for bag or cartridge filters in series shall be applied to challenge testing results to determine removal credit. Owners may use results from challenge testing conducted prior to January 5, 2006, if the prior testing was consistent with the criteria specified in subdivision B-3 d (6) (a) (ii) through (ix) of this section.

(ii) Challenge testing shall be performed on full-scale bag or cartridge filters, and the associated filter housing or pressure vessel, that are identical in material and construction to the filters and housings the waterworks will use for removal of *Cryptosporidium*. Bag or cartridge filters shall be challenge tested in the same configuration that the waterworks will use, either as individual filters or as a series configuration of filters.

(iii) Challenge testing shall be conducted using *Cryptosporidium* or a surrogate that is removed no more efficiently than *Cryptosporidium*. The microorganism or surrogate used during challenge testing is referred to as the challenge particulate. The concentration of the challenge particulate shall be determined using a method capable of discreetly quantifying the specific microorganism or surrogate used in the test; gross measurements such as turbidity shall not be used.

(iv) The maximum feed water concentration that can be used during a challenge test shall be based on the detection limit of the challenge particulate in the filtrate (i.e., filtrate detection limit) and shall be calculated using the following equation:

$$\text{Maximum Feed Concentration} = 1 \times 10^4 \times (\text{Filtrate Detection Limit})$$

(v) Challenge testing shall be conducted at the maximum design flow rate for the filter as specified by the manufacturer.

(vi) Each filter evaluated shall be tested for a duration sufficient to reach 100% of the terminal pressure drop, which establishes the maximum pressure drop under which the filter may be used to comply with the requirements of subdivision B-3 d (6) (a) of this section.

(vii) Removal efficiency of a filter shall be determined from the results of the challenge test and expressed in terms of log removal values using the following equation:

$$\text{LRV} = \text{LOG}_{40}(C_f) - \text{LOG}_{40}(C_p)$$

where LRV = log removal value demonstrated during challenge testing; C_f = the feed concentration measured during the challenge test; and C_p = the filtrate concentration measured during the challenge test. In applying this equation, the same units shall be used for the feed and filtrate concentrations. If the challenge particulate is not detected in the filtrate, then the term C_p shall be set equal to the detection limit.

(viii) Each filter tested shall be challenged with the challenge particulate during three periods over the filtration cycle: within two hours of start-up of a new filter; when the pressure drop is between 45 and 55% of the terminal pressure drop; and at the end of the cycle after the pressure drop has reached 100% of the terminal pressure drop. An LRV shall be calculated for each of these challenge periods for each filter tested. The LRV for the filter (LRV_{filter}) shall be assigned the value of the minimum LRV observed during the three challenge periods for that filter.

(ix) If fewer than 20 filters are tested, the overall removal efficiency for the filter product line shall be set equal to the lowest LRV filter among the filters tested. If 20 or more filters are tested, the overall removal efficiency for the filter product line shall be set equal to the 10th percentile of the set of LRV_{filter} values for the various filters tested. The percentile is defined by $(i/(n+1))$ where i is the rank of n individual data points ordered lowest to highest. If necessary, the 10th percentile may be calculated using linear interpolation.

(x) If a previously tested filter is modified in a manner that could change the removal efficiency of the filter product line,

challenge testing to demonstrate the removal efficiency of the modified filter shall be conducted and submitted to the commissioner.

(b) Membrane filtration.

(i) Waterworks receive Cryptosporidium treatment credit for membrane filtration that meets the criteria of this paragraph. Membrane cartridge filters that meet the definition of membrane filtration in 12VAC5-590-10 are eligible for this credit. The level of treatment credit a waterworks receives is equal to the lower of the values determined as follows:

((a)) The removal efficiency demonstrated during challenge testing conducted under the conditions in subdivision B-3-d-(6)(b)(ii) of this section.

((b)) The maximum removal efficiency that can be verified through direct integrity testing used with the membrane filtration process under the conditions in subdivision B-3-d-(6)(b)(iii) of this section.

(ii) Challenge Testing. The membrane used by the waterworks shall undergo challenge testing to evaluate removal efficiency, and the owner shall report the results of challenge testing to the commissioner. Challenge testing shall be conducted according to the criteria in paragraphs ((a)) through ((g)) of this section as follows (owners may use data from challenge testing conducted prior to January 5, 2006, if the prior testing was consistent with the criteria):

((a)) Challenge testing shall be conducted on either a full-scale membrane module, identical in material and construction to the membrane modules used in the waterworks' treatment facility, or a smaller-scale membrane module, identical in material and similar in construction to the full-scale module. A module is defined as the smallest component of a membrane unit in which a specific membrane surface area is housed in a device with a filtrate outlet structure.

((b)) Challenge testing shall be conducted using Cryptosporidium oocysts or a surrogate that is removed no more efficiently than Cryptosporidium oocysts. The organism or surrogate used during challenge testing is referred to as the challenge particulate. The concentration of the challenge particulate, in both the feed and filtrate water, shall be determined using a method capable of discretely quantifying the specific challenge particulate used in the test; gross measurements such as turbidity shall not be used.

((c)) The maximum feed water concentration that can be used during a challenge test is based on the detection limit of the challenge particulate in the filtrate and shall be determined according to the following equation:

$$\text{Maximum Feed Concentration} = 3.16 \times 10^6 \times (\text{Filtrate Detection Limit})$$

((d)) Challenge testing shall be conducted under representative hydraulic conditions at the maximum design flux and maximum design process recovery specified by the manufacturer for the membrane module. Flux is defined as the throughput of a pressure driven membrane process expressed as flow per unit of membrane area. Recovery is defined as the volumetric percent of feed water that is converted to filtrate over the course of an operating cycle uninterrupted by events such as chemical cleaning or a solids removal process (i.e., backwashing).

((e)) Removal efficiency of a membrane module shall be calculated from the challenge test results and expressed as a log removal value according to the following equation:

$$\text{LRV} = \text{LOG}_{40}(C_f) - \text{LOG}_{40}(C_p)$$

where LRV = log removal value demonstrated during the challenge test; C_f = the feed concentration measured during the challenge test; and C_p = the filtrate concentration measured during the challenge test. Equivalent units shall be used for the feed and filtrate concentrations. If the challenge particulate is not detected in the filtrate, the term C_p is set equal to the detection limit for the purpose of calculating the LRV. An LRV shall be calculated for each membrane module evaluated during the challenge test.

((f)) The removal efficiency of a membrane filtration process demonstrated during challenge testing shall be expressed as a log removal value ($\text{LRV}_{C\text{-Test}}$). If fewer than 20 modules are tested, then $\text{LRV}_{C\text{-Test}}$ is equal to the lowest of the representative LRVs among the modules tested. If 20 or more modules are tested, then $\text{LRV}_{C\text{-Test}}$ is equal to the 10th percentile of the representative LRVs among the modules tested. The percentile is defined by $(i/(n+1))$ where i is the rank of n individual data points ordered lowest to highest. If necessary, the 10th percentile may be calculated using linear interpolation.

((g)) The challenge test shall establish a quality control release value (QCRV) for a nondestructive performance test that demonstrates the Cryptosporidium removal capability of the membrane filtration module. This performance test shall be applied to each production membrane module used by the waterworks that was not directly challenge tested in order to verify Cryptosporidium removal capability. Production modules that do not meet the established QCRV are not eligible for the treatment credit demonstrated during the challenge test.

((h)) If a previously tested membrane is modified in a manner that could change the removal efficiency of the membrane or the applicability of the non-destructive performance test and associated QCRV, additional challenge testing to demonstrate the removal efficiency of, and determine a new QCRV for, the modified membrane shall be conducted and submitted to the commissioner.

(iii) Direct integrity testing. Owners shall conduct direct integrity testing in a manner that demonstrates a removal efficiency equal to or greater than the removal credit awarded to the membrane filtration process and meets the requirements described in subdivision B-3-d-6-(b)(iii)((a)) through ((f)) of this section. A direct integrity test is defined as a physical test

applied to a membrane unit in order to identify and isolate integrity breaches (i.e., one or more leaks that could result in contamination of the filtrate):

~~((a)) The direct integrity test shall be independently applied to each membrane unit in service. A membrane unit is defined as a group of membrane modules that share common valving that allows the unit to be isolated from the rest of the system for the purpose of integrity testing or other maintenance.~~

~~((b)) The direct integrity method shall have a resolution of three micrometers or less, where resolution is defined as the size of the smallest integrity breach that contributes to a response from the direct integrity test.~~

~~((c)) The direct integrity test shall have a sensitivity sufficient to verify the log treatment credit awarded to the membrane filtration process by the commissioner, where sensitivity is defined as the maximum log removal value that can be reliably verified by a direct integrity test. Sensitivity shall be determined using the approach in either of the following as applicable to the type of direct integrity test the waterworks uses:~~

~~((i)) For direct integrity tests that use an applied pressure or vacuum, the direct integrity test sensitivity shall be calculated according to the following equation:~~

$$\text{LRV}_{\text{DIT}} = \text{LOG}_{40}(Q_p / (\text{VCF} \times Q_{\text{breach}}))$$

~~where LRV_{DIT} = the sensitivity of the direct integrity test;~~

~~Q_p = total design filtrate flow from the membrane unit;~~

~~Q_{breach} = flow of water from an integrity breach associated with the smallest integrity test response that can be reliably measured, and~~

~~VCF = volumetric concentration factor. The volumetric concentration factor is the ratio of the suspended solids concentration on the high pressure side of the membrane relative to that in the feed water.~~

~~((ii)) For direct integrity tests that use a particulate or molecular marker, the direct integrity test sensitivity shall be calculated according to the following equation:~~

$$\text{LRV}_{\text{DIT}} = \text{LOG}_{40}(C_f) - \text{LOG}_{40}(C_p)$$

~~where LRV_{DIT} = the sensitivity of the direct integrity test;~~

~~C_f = the typical feed concentration of the marker used in the test; and~~

~~C_p = the filtrate concentration of the marker from an integral membrane unit.~~

~~((d)) Owners shall establish a control limit within the sensitivity limits of the direct integrity test that is indicative of an integral membrane unit capable of meeting the removal credit awarded by the commissioner.~~

~~((e)) If the result of a direct integrity test exceeds the control limit established under subdivision B 3 d (6) (b) (iii) ((d)) of this section, the owners shall remove the membrane unit from service. Owners shall conduct a direct integrity test to verify any repairs, and may return the membrane unit to service only if the direct integrity test is within the established control limit.~~

~~((f)) Owners shall conduct direct integrity testing on each membrane unit at a frequency of not less than once each day that the membrane unit is in operation. The commissioner may approve less frequent testing, based on demonstrated process reliability, the use of multiple barriers effective for Cryptosporidium, or reliable process safeguards.~~

~~(iv) Indirect integrity monitoring. Owners shall conduct continuous indirect integrity monitoring on each membrane unit according to the criteria in ((a)) through ((e)). Indirect integrity monitoring is defined as monitoring some aspect of filtrate water quality that is indicative of the removal of particulate matter. A waterworks that implements continuous direct integrity testing of membrane units in accordance with the criteria in B 3 d (6) (b) (iv) (iii) ((a)) through ((f)) of this section is not subject to the requirements for continuous indirect integrity monitoring. Owners shall submit a monthly report to the commissioner summarizing all continuous indirect integrity monitoring results triggering direct integrity testing and the corrective action that was taken in each case.~~

~~((a)) Unless the commissioner approves an alternative parameter, continuous indirect integrity monitoring shall include continuous filtrate turbidity monitoring.~~

~~((b)) Continuous monitoring shall be conducted at a frequency of no less than once every 15 minutes.~~

~~((c)) Continuous monitoring shall be separately conducted on each membrane unit.~~

~~((d)) If indirect integrity monitoring includes turbidity and if the filtrate turbidity readings are above 0.15 NTU for a period greater than 15 minutes (i.e., two consecutive 15-minute readings above 0.15 NTU), direct integrity testing shall immediately be performed on the associated membrane unit as specified in subdivision B 3 d (6) (b) (iii) ((a)) through ((f)) of this section.~~

~~((e)) If indirect integrity monitoring includes an alternative parameter approved by the commissioner and if the alternative parameter exceeds a control limit approved by the commissioner for a period greater than 15 minutes, direct integrity testing shall immediately be performed on the associated membrane units as specified in subdivision B 3 d (6) (b) (iii) ((a)) through ((f)) of this section.~~

~~(c) Second stage filtration. Waterworks receive 0.5-log Cryptosporidium treatment credit for a separate second stage of filtration that consists of sand, dual media, GAC, or other fine grain media following granular media filtration if the commissioner approves. To be eligible for this credit, the first stage of filtration shall be preceded by a coagulation step and~~

both filtration stages shall treat the entire plant flow taken from a surface water or groundwater under the direct influence of surface water source. A cap, such as GAC, on a single stage of filtration is not eligible for this credit. The commissioner shall approve the treatment credit based on an assessment of the design characteristics of the filtration process.

(d) Slow sand filtration (as secondary filter). Waterworks are eligible to receive 2.5-log *Cryptosporidium* treatment credit for a slow sand filtration process that follows a separate stage of filtration if both filtration stages treat entire plant flow taken from a surface water or ground water under the direct influence of surface water source and no disinfectant residual is present in the influent water to the slow sand filtration process. The commissioner shall approve the treatment credit based on an assessment of the design characteristics of the filtration process. This paragraph does not apply to treatment credit awarded to slow sand filtration used as a primary filtration process.

(7) Inactivation toolbox components:

(a) Calculation of CT values

(i) CT is the product of the disinfectant contact time (T, in minutes) and disinfectant concentration (C, in milligrams per liter). Owners of waterworks with treatment credit for chlorine dioxide or ozone under subdivision B 3 d (7) (b) of this section shall calculate CT at least once each day, with both C and T measured during peak hourly flow in accordance with the procedure listed in Appendix L.

(ii) Waterworks with several disinfection segments in sequence may calculate CT for each segment, where a disinfection segment is defined as a treatment unit process with a measurable disinfectant residual level and a liquid volume. Under this approach, owners shall add the *Cryptosporidium* CT values in each segment to determine the total CT for the treatment plant.

(b) CT values for chlorine dioxide and ozone:

(i) Waterworks receive the *Cryptosporidium* treatment credit listed in the following table by meeting the corresponding chlorine dioxide CT value for the applicable water temperature, as described in subdivision B 3 d (7) (a) of this section.

CT Values (mg-min/L) for *Cryptosporidium* Inactivation by Chlorine Dioxide[†]

Log credit	Water Temperature, °C										
	Less than or equal to 0.5	1	2	3	5	7	10	15	20	25	30
0.25	159	153	140	128	107	90	69	45	29	19	12
0.5	319	305	279	256	214	180	138	89	58	38	24
1.0	637	610	558	511	429	360	277	179	116	75	49
1.5	956	915	838	767	643	539	415	268	174	113	73
2.0	1275	1220	1117	1023	858	719	553	357	232	150	98
2.5	1594	1525	1396	1278	1072	899	694	447	289	188	122
3.0	1912	1830	1675	1534	1286	1079	830	536	347	226	147

[†]Waterworks may use this equation to determine log credit between the indicated values:

$$\text{Log credit} = (0.001506 \times (1.09116)^{\text{Temp}}) \times \text{CT}$$

(ii) Waterworks receive the *Cryptosporidium* treatment credit listed in the following table by meeting the corresponding ozone CT values for the applicable water temperature, as described in subdivision B 3 d (7) (a) of this section.

CT Values (mg-min/L) for *Cryptosporidium* Inactivation by Ozone[†]

Log credit	Water Temperature, °C										
	Less than or equal to 0.5	1	2	3	5	7	10	15	20	25	30
0.25	6.0	5.8	5.2	4.8	4.0	3.3	2.5	1.6	1.0	0.6	0.39
0.5	12	12	10	9.5	7.9	6.5	4.9	3.1	2.0	1.2	0.78
1.0	24	23	21	19	16	13	9.9	6.2	3.9	2.5	1.6
1.5	36	35	31	29	24	20	15	9.3	5.9	3.7	2.4
2.0	48	46	42	38	32	26	20	12	7.8	4.9	3.1
2.5	60	58	52	48	40	33	25	16	9.8	6.2	3.9
3.0	72	69	63	57	47	39	30	19	12	7.4	4.7

[†]Waterworks may use this equation to determine log credit between the indicated values:

$$\text{Log credit} = (0.0397 \times (1.09757)^{\text{Temp}}) \times \text{CT}$$

(c) Ultraviolet light. Waterworks receive Cryptosporidium, Giardia lamblia, and virus treatment credits for ultraviolet (UV) light reactors by achieving the corresponding UV dose values shown in subdivision B 3 d (7) (c) (i) of this section. Waterworks shall validate and monitor UV reactors as described in subdivision B 3 d (7) (c) (ii) and (iii) of this section to demonstrate that they are achieving a particular UV dose value for treatment credit.

(i) UV dose table. The treatment credits listed in this table are for UV light at a wavelength of 254 nm as produced by a low pressure mercury vapor lamp. To receive treatment credit for other lamp types, waterworks shall demonstrate an equivalent germicidal dose through reactor validation testing, as described in subdivision B 3 d (7) (c) (ii) of this section. The UV dose values in this table are applicable only to post-filter applications of UV in filtered systems:

UV dose table for Cryptosporidium, Giardia lamblia, and virus inactivation credit

Log-credit	Cryptosporidium UV-dose (mJ/cm2)	Giardia lamblia UV-dose (mJ/cm2)	Virus UV-dose (mJ/cm2)
0.5	1.6	1.5	39
1.0	2.5	2.1	58
1.5	3.9	3.0	79
2.0	5.8	5.2	100
2.5	8.5	7.7	121
3.0	12	11	143
3.5	15	15	163
4.0	22	22	186

~~(ii) Reactor validation testing. Waterworks shall use UV reactors that have undergone validation testing to determine the operating conditions under which the reactor delivers the UV dose required in subdivision B 3 d (7) (c) (i) of this section (i.e., validated operating conditions). These operating conditions shall include flow rate, UV intensity as measured by a UV sensor, and UV lamp status.~~

~~((a)) When determining validated operating conditions, owners shall account for the following factors: UV absorbance of the water; lamp fouling and aging; measurement uncertainty of online sensors; UV dose distributions arising from the velocity profiles through the reactor; failure of UV lamps or other critical waterworks components; and inlet and outlet piping or channel configurations of the UV reactor.~~

~~((b)) Validation testing shall include the following: full scale testing of a reactor that conforms uniformly to the UV reactors used by the waterworks and inactivation of a test microorganism whose dose response characteristics have been quantified with a low pressure mercury vapor lamp.~~

~~(iii) Reactor monitoring.~~

~~((a)) Owners shall monitor their UV reactors to determine if the reactors are operating within validated conditions, as determined under subdivision B 3 d (7) (c) (ii) of this section. This monitoring shall include UV intensity as measured by a UV sensor, flow rate, lamp status, and other parameters the commissioner designates based on UV reactor operation. Owners shall verify the calibration of UV sensors and shall recalibrate sensors in accordance with a protocol the commissioner approves.~~

~~((b)) To receive treatment credit for UV light, waterworks shall treat at least 95% of the water delivered to the public during each month by UV reactors operating within validated conditions for the required UV dose, as described in subdivision B 3 d (7) (c) (i) and (ii) of this section. Owners shall demonstrate compliance with this condition by the monitoring required under subdivision B 3 d (7) (c) (iii)((a)) of this section.~~

~~e. Owners shall comply with the applicable recordkeeping and reporting requirements described in 12VAC5-590-530 and 12VAC5-590-550.~~

G. Reserved:

D. Reserved:

E. Reserved:

F. Reserved:

G. Beginning January 1, 1993, each owner shall certify annually in writing to the commissioner (using third party or manufacturer's certification) that, when polymers containing acrylamide or epichlorohydrin are used by the waterworks in drinking water systems, the combination (or product) of dose and monomer level does not exceed the following specified levels: Acrylamide = 0.05% dosed at 1 ppm (or equivalent) of polymer. Epichlorohydrin = 0.01% dosed at 20 ppm (or equivalent) of polymer. Certifications may rely on manufacturers or third parties, as approved by the commissioner.

H. Treatment technique for control of disinfection byproduct (DBPP) precursors:

1. Applicability:

a. Waterworks that use surface water or groundwater under the direct influence of surface water using conventional filtration treatment shall operate with enhanced coagulation or enhanced softening to achieve the TOC percent removal levels specified in subdivision H 2 of this section unless the waterworks meets at least one of the alternative compliance criteria listed in subdivision H 1 b or c of this section:

b. Alternative compliance criteria for enhanced coagulation and enhanced softening waterworks. Owners of waterworks that use surface water or groundwater under the direct influence of surface water provided with conventional filtration treatment may use the alternative compliance criteria in subdivisions H 1 b (1) through (6) of this section to comply with this section in lieu of complying with subdivision H 2 of this section. Owners shall still comply with monitoring requirements in 12VAC5-590-370 B 3 i:

(1) The waterworks' source water TOC level, measured according to 12VAC5-590-440, is less than 2.0 mg/L, calculated quarterly as a running annual average.

(2) The waterworks' treated water TOC level, measured according to 12VAC5-590-440, is less than 2.0 mg/L, calculated quarterly as a running annual average.

(3) The waterworks' source water TOC level, measured according to 12VAC5-590-440, is less than 4.0 mg/L, calculated quarterly as a running annual average; the source water alkalinity, measured according to 12VAC5-590-440, is greater than 60 mg/L (as CaCO₃), calculated quarterly as a running annual average; and either the TTHM and HAA5 running annual averages are no greater than 0.040 mg/L and 0.030 mg/L, respectively; or prior to the effective date for compliance in 12VAC590-370 B 3 a, the owner has made a clear and irrevocable financial commitment not later than the effective date for compliance in 12VAC590-370 B 3 a to use of technologies that will limit the levels of TTHMs and HAA5 to no more than 0.040 mg/L and 0.030 mg/L, respectively. Owners shall submit evidence of a clear and irrevocable financial commitment, in addition to a schedule containing milestones and periodic progress reports for installation and operation of appropriate technologies, to the commissioner for approval not later than the effective date for compliance in 12VAC590-370 B 3 a. These technologies shall be installed and operating not later than June 30, 2005. Failure to install and operate these technologies by the date in the approved schedule will constitute a violation of these regulations:

(4) The TTHM and HAA5 running annual averages are no greater than 0.040 mg/L and 0.030 mg/L, respectively, and the waterworks uses only chlorine for primary disinfection and maintenance of a residual in the distribution system.

(5) The waterworks' source water SUVA, prior to any treatment and measured monthly according to 12VAC5-590-440, is less than or equal to 2.0 L/mg-m, calculated quarterly as a running annual average.

(6) The waterworks' finished water SUVA, measured monthly according to 12VAC5-590-440, is less than or equal to 2.0 L/mg-m, calculated quarterly as a running annual average.

c. Additional alternative compliance criteria for softening waterworks. Waterworks practicing enhanced softening that cannot achieve the TOC removals required by subdivision H 2 b of this section may use the alternative compliance criteria in subdivisions H 1 c (1) and (2) of this section in lieu of complying with subdivision H 2 of this section. Owners shall still comply with monitoring requirements in 12VAC5-590-370 B 3 i:

(1) Softening that results in lowering the treated water alkalinity to less than 60 mg/L (as CaCO₃), measured monthly according to 12VAC5-590-440 and calculated quarterly as a running annual average.

(2) Softening that results in removing at least 10 mg/L of magnesium hardness (as CaCO₃), measured monthly according to 12VAC5-590-440 and calculated quarterly as a running annual average.

2. Enhanced coagulation and enhanced softening performance requirements:

a. Waterworks shall achieve the percent reduction of TOC specified in subdivision H 2 b of this section between the source water and the combined filter effluent, unless the commissioner approves a waterworks' request for alternate minimum TOC removal (Step 2) requirements under subdivision H 2 c of this section:

b. Required Step 1 TOC reductions, indicated in the following table, are based upon specified source water parameters measured in accordance with 12VAC5-590-440. Waterworks practicing softening are required to meet the Step 1 TOC reductions in the far-right column (Source water alkalinity greater than 120 mg/L) for the specified source water TOC:

Step 1 Required Removal of TOC by Enhanced Coagulation and Enhanced Softening for Community or Nontransient Noncommunity Waterworks That Use Surface Water or Groundwater Under the Direct Influence of Surface Water Using Conventional Treatment^{1,2}

Source-water TOC mg/L	Source-water alkalinity, mg/L as CaCO ₃		
	0-60	greater than 60-120	greater than 120 ³
greater than 2.0 - 4.0	35.0%	25.0%	15.0%
greater than 4.0 - 8.0	45.0%	35.0%	25.0%
greater than 8.0	50.0%	40.0%	30.0%

Waterworks meeting at least one of the conditions in subdivisions H 1 b (1) through (6) of this section are not required to operate with enhanced coagulation.

²Softening waterworks meeting one of the alternative compliance criteria in subdivision H 1 c of this section are not required to operate with enhanced softening.

³Waterworks practicing softening shall meet the TOC removal requirements in this column:

c. Waterworks that use surface water or groundwater under the direct influence of surface water with conventional treatment systems that cannot achieve the Step 1 TOC removals required by subdivision H 2 b of this section due to water quality parameters or operational constraints shall apply to the commissioner, within three months of failure to achieve the TOC removals required by subdivision H 2 b of this section, for approval of alternative minimum TOC (Step 2) removal requirements submitted by the waterworks. If the commissioner approves the alternative minimum TOC removal (Step 2) requirements, the commissioner may make those requirements retroactive for the purposes of determining compliance. Until the commissioner approves the alternate minimum TOC removal (Step 2) requirements, the owner shall meet the Step 1 TOC removals contained in subdivision H 2 b of this section.

d. Alternate minimum TOC removal (Step 2) requirements. Applications, made to the commissioner by waterworks using enhanced coagulation, for approval of alternative minimum TOC removal (Step 2) requirements under subdivision H 2 c of this section shall include, at a minimum, results of bench- or pilot-scale testing conducted under subdivision H 2 d (1) of this section. The submitted bench- or pilot-scale testing shall be used to determine the alternate enhanced coagulation level.

(1) Alternate enhanced coagulation level is defined as coagulation at a coagulant dose and pH as determined by the method described in subdivisions H 2 d (1) through (5) of this section such that an incremental addition of 10 mg/L of alum (or equivalent amount of ferric salt) results in a TOC removal of equal to or less than 0.3 mg/L. The percent removal of TOC at this point on the "TOC removal versus coagulant dose" curve is then defined as the minimum TOC removal required for the waterworks. Once approved by the commissioner, this minimum requirement supersedes the minimum TOC removal required by the table in subdivision H 2 b of this section. This requirement will be effective until such time as the commissioner approves a new value based on the results of a new bench- and pilot-scale test. Failure to achieve the alternative minimum TOC removal levels set by the commissioner is a violation of these regulations.

(2) Bench- or pilot-scale testing of enhanced coagulation shall be conducted by using representative water samples and adding 10 mg/L increments of alum (or equivalent amounts of ferric salt) until the pH is reduced to a level less than or equal to the enhanced coagulation Step 2 target pH shown in the following table:

Enhanced Coagulation Step 2 Target pH

Alkalinity (mg/L as CaCO ₃)	Target pH
0-60	5.5
greater than 60-120	6.3
greater than 120-240	7.0
greater than 240	7.5

(3) For waters with alkalinities of less than 60 mg/L for which addition of small amounts of alum or equivalent addition of iron coagulant drives the pH below 5.5 before significant TOC removal occurs, the owner shall add necessary chemicals to maintain the pH between 5.3 and 5.7 in samples until the TOC removal of 0.3 mg/L per 10 mg/L alum added (or equivalent addition of iron coagulant) is reached.

(4) The owner may operate at any coagulant dose or pH necessary (consistent with other sections of these regulations) to achieve the minimum TOC percent removal approved under subdivision H 2 c of this section.

(5) If the TOC removal is consistently less than 0.3 mg/L of TOC per 10 mg/L of incremental alum dose at all dosages of alum (or equivalent addition of iron coagulant), the water is deemed to contain TOC not amenable to enhanced coagulation. The waterworks may then apply to the commissioner for a waiver of enhanced coagulation requirements.

3. Compliance calculations:

a. Owners of waterworks that use surface water or groundwater under the direct influence of surface water other than those identified in subdivision H 1 b or H 1 c of this section shall comply with requirements contained in subdivision H 2 b or H 2 c of this section. Owners shall calculate compliance quarterly, beginning after the waterworks has collected 12 months of data, by determining an annual average using the following method:

(1) Determine actual monthly TOC percent removal, equal to:

$$-(1 - (\text{treated water TOC} / \text{source water TOC})) \times 100$$

(2) Determine the required monthly TOC percent removal (from either the table in subdivision H 2 b of this section or from subdivision H 2 c of this section):

(3) Divide the value in subdivision H 3 a (1) of this section by the value in subdivision H 3 a (2) of this section.

(4) Add together the results of subdivision H 3 a (3) of this section for the last 12 months and divide by 12:

(5) If the value calculated in subdivision H 3 a (4) of this section is less than 1.00, the waterworks is not in compliance with the TOC percent removal requirements:

b. Owners may use the provisions in subdivisions H 3 b (1) through (5) of this section in lieu of the calculations in subdivisions H 3 a (1) through (5) of this section to determine compliance with TOC percent removal requirements:

(1) In any month that the waterworks' treated or source water TOC level, measured according to 12VAC5-590-440, is less than 2.0 mg/L, the owner may assign a monthly value of 1.0 (in lieu of the value calculated in subdivision H 3 a (3) of this section) when calculating compliance under the provisions of subdivision H 3 a of this section:

(2) In any month that a waterworks practicing softening removes at least 10 mg/L of magnesium hardness (as CaCO₃), the waterworks may assign a monthly value of 1.0 (in lieu of the value calculated in subdivision H 3 a (3) of this section) when calculating compliance under the provisions of subdivision H 3 a of this section:

(3) In any month that the waterworks' source water SUVA, prior to any treatment and measured according to 12VAC5-590-440, is equal to or less than 2.0 L/mg-m, the owner may assign a monthly value of 1.0 (in lieu of the value calculated in subdivision H 3 a (3) of this section) when calculating compliance under the provisions of subdivision H 3 a of this section:

(4) In any month that the waterworks' finished water SUVA, measured according to 12VAC5-590-440, is equal to or less than 2.0 L/mg-m, the owner may assign a monthly value of 1.0 (in lieu of the value calculated in subdivision H 3 a (3) of this section) when calculating compliance under the provisions of subdivision H 3 a of this section:

(5) In any month that a waterworks practicing enhanced softening lowers alkalinity below 60 mg/L (as CaCO₃), the owner may assign a monthly value of 1.0 (in lieu of the value calculated in subdivision H 3 a (3) of this section) when calculating compliance under the provisions of subdivision H 3 a of this section:

c. Waterworks that use surface water or groundwater under the direct influence of surface water and using conventional treatment may also comply with the requirements of this section by meeting the criteria in subdivision H 1 b or c of this section:

4. Enhanced coagulation or enhanced softening is the treatment technique required to control the level of DBP precursors in drinking water treatment and distribution systems for waterworks using surface water or groundwater under the direct influence of surface water and using conventional treatment:

I. The best technology, treatment techniques, or other means available for achieving compliance with the maximum contaminant levels for disinfection byproducts show in Table 2.13 are listed below:

1. The best technology, treatment techniques, or other means available for achieving compliance with the maximum contaminant levels for bromate and chlorite:

Disinfection byproduct	Best available technology
Bromate	Control of ozone treatment process to reduce production of bromate.
Chlorite	Control of treatment processes to reduce disinfectant demand and control of disinfection treatment processes to reduce disinfectant levels

2. The best technology, treatment techniques, or other means available for achieving compliance with the running annual average maximum contaminant levels for TTHM and HAA5:

Disinfection byproduct	Best available technology
Total trihalomethanes (TTHM) and Haloacetic acids (five) (HAA5)	Enhanced coagulation or enhanced softening or GAC10, with chlorine as the primary and residual disinfectant

3. The best technology, treatment techniques, or other means available for achieving compliance with the locational running annual average maximum contaminant levels for TTHM and HAA5 for all systems that disinfect their source water:

Disinfection byproduct	Best available technology
Total trihalomethanes (TTHM) and Haloacetic acids (five) (HAA5)	Enhanced coagulation or enhanced softening, plus GAC10; or nanofiltration with a molecular weight cutoff less than or equal to 1000 Daltons; or GAC20

4. The best technology, treatment techniques, or other means available for achieving compliance with the locational running annual average maximum contaminant levels for TTHM and HAA5 for consecutive waterworks and applies only to the disinfected water that consecutive waterworks buy or otherwise receive:

Disinfection byproduct	Best available technology
Total trihalomethanes (TTHM) and Haloacetic acids (five) (HAA5)	Waterworks serving equal to or greater than 10,000: Improved distribution system and storage tank management to reduce residence time, plus the use of chloramines for disinfectant residual maintenance Waterworks serving less than 10,000: Improved distribution system and storage tank management to reduce residence time

J. The best technology, treatment techniques, or other means available for achieving compliance with the maximum residual

~~disinfectant levels identified in Table 2.12 is the control of treatment processes to reduce disinfectant demand and control of disinfection treatment processes to reduce disinfectant levels.~~

~~K. If spent filter backwash water, thickener supernatant, or liquids from dewatering processes are recycled, in any waterworks supplied by a surface water source and waterworks supplied by a groundwater source under the direct influence of surface water that employ conventional filtration or direct filtration treatment, then they are subject to the recycle treatment technique requirement. Under this requirement recycle flows shall be returned through all the processes of the treatment system, or an alternative location approved by the state, by June 8, 2004.~~

~~L. Waterworks with uncovered finished water storage facilities shall comply with the requirements to cover the facility or treat the discharge from the facility as described in this paragraph:~~

~~1. Waterworks using uncovered finished water storage facilities shall comply with the conditions of this section.~~

~~2. Owners shall notify the commissioner of the use of each uncovered finished water storage facility no later than April 1, 2008.~~

~~3. Owners shall meet the conditions of subdivision L 3 a or b of this section for each uncovered finished water storage facility or be in compliance with a State approved schedule to meet these conditions no later than April 1, 2009:~~

~~a. All uncovered finished water storage facilities shall be covered.~~

~~b. Waterworks shall treat the discharge from the uncovered finished water storage facility to the distribution system to achieve inactivation and/or removal of at least 4-log virus, 3-log Giardia lamblia, and 2-log Cryptosporidium using a protocol approved by the commissioner.~~

~~4. Failure to comply with the requirements of this section is a violation of the treatment technique requirement.~~

12VAC5-590-421. Groundwater system treatment techniques.

A. Owners of groundwater systems that (i) have confirmed E. coli contamination as described in 12VAC5-590-379 B or (ii) have been notified in writing of a significant deficiency as described in 12VAC5-590-350 D shall meet the requirements of this section. Failure to meet any requirement of this section after the applicable time period specified is a treatment technique violation.

1. Owners of groundwater systems meeting either one of the conditions in clause (i) or (ii) above shall implement one or more of the following corrective actions:

a. Correct all significant deficiencies;

b. Provide an alternate source of water;

c. Eliminate the source of contamination; or

d. Provide treatment of the groundwater source that reliably achieves at least 4-log treatment of viruses before or at the first consumer.

2. Unless the ~~ODW department~~ directs the groundwater system owner to implement a specific corrective action, the groundwater system owner shall consult with the ~~ODW department~~ regarding the appropriate corrective action within 30 days of receiving written notification from the commissioner or the laboratory. This consultation may take the form of a telephone conversation, ~~electronic mail e-mail~~, meeting, or other mechanism agreed to by the ~~ODW department~~.

3. Within 45 days of receiving this notification, the groundwater system owner shall submit a written Corrective Action Plan (CAP) to the commissioner that satisfactorily addresses the deficiency. The CAP shall include a schedule for completing individual actions, and shall include one or more of the corrective actions in subdivision A 1 of this section. Approval of the CAP by the commissioner constitutes an approved CAP.

4. Within 120 days of receiving written notification from the commissioner or the laboratory, the groundwater system owner shall either:

a. Have a completed corrective action in accordance with the commissioner-approved CAP including commissioner-specified interim measures; or

b. Be in compliance with a commissioner-approved CAP and schedule ~~subject to the conditions specified in subdivisions 4 b 1 and 2 of this subsection.~~

(1) Any subsequent modifications to a commissioner-approved CAP and schedule shall also be approved by the commissioner.

(2) If the commissioner specifies interim measures for protection of the public health pending the commissioner's approval of the CAP and schedule or pending completion of the CAP, the groundwater system owner shall comply with these interim measures as well as with any schedule specified by the commissioner.

5. When a significant deficiency is identified at a waterworks that uses both groundwater and surface water or a GUDI source, the owner shall comply with this section unless the commissioner has determined that the significant deficiency is in a portion of the distribution system that is served solely by surface water source or a GUDI source.

B. Owners of groundwater systems that provide at least 4-log treatment of viruses before or at the first customer shall conduct compliance monitoring to demonstrate treatment effectiveness, in accordance with subsection C of this section. Owners shall also conduct source water monitoring in accordance with 12VAC5-590-379 C.

~~1. Existing groundwater sources. A groundwater system that is not required to meet the source water monitoring requirements of 12VAC5-590-379 for any groundwater source(s) because the owner has been notified by the ODW that the groundwater system provides at least 4-log treatment of viruses before or at the first customer for any groundwater source(s) shall comply~~

with the following:

- a. ~~The groundwater system owner shall have written approval from the ODW that the groundwater system provides at least 4-log treatment of viruses before or at the first customer served by the groundwater source.~~
- b. ~~The groundwater system owner shall conduct compliance monitoring as required by subsection C of this section within 30 days of placing the source in service.~~

2. ~~New groundwater sources. A groundwater system owner that places a new groundwater source into service shall meet the requirements of subdivisions 1 a and b of this subsection and conduct raw water monitoring in accordance with 12VAC5-590-425. The groundwater system owner shall provide engineering, operational, or other information as required by the ODW department to complete a determination of virus treatment effectiveness.~~

C. ~~The owner of a groundwater system subject to the requirements of subsection B of this section that provides at least 4-log treatment of viruses shall monitor the effectiveness and reliability of treatment for that groundwater source before or at the first customer as follows:~~

1. ~~Chemical disinfection.~~

a. ~~The owner of a groundwater system that serves greater than 3,300 people shall continuously monitor and record the residual disinfectant concentration using analytical methods specified in 40 CFR 141.74 (a)(2) 12VAC5-590-440 at a location approved by the ODW department and shall record the lowest residual disinfectant concentration each day that water from the groundwater source is served to the public. The groundwater system owner shall maintain at least the ODW-determined department-determined residual disinfectant concentration every day the groundwater system serves water from the groundwater source to the public. If there is a failure in the continuous monitoring equipment, the groundwater system owner shall conduct grab sampling every four hours until the continuous monitoring equipment is returned to service. The system shall resume continuous residual disinfectant monitoring within 14 days.~~

b. ~~The owner of a groundwater system that serves 3,300 or fewer people shall monitor the residual disinfectant concentration using analytical methods specified in 40 CFR 141.74 (a)(2) 12VAC5-590-440 at a location approved by the ODW department and record the residual disinfection concentration each day that water from the groundwater source is served to the public. The groundwater system owner shall maintain the ODW-determined department-determined residual disinfectant concentration every day the groundwater system serves water from the groundwater source to the public. The groundwater system owner shall take-collect a daily grab sample during the hour of peak flow or at another time specified by the ODW department. If any daily grab sample measurement falls below the ODW-determined department-determined residual disinfectant concentration, the groundwater system-source waterworks owner shall take-collect follow-up samples every four hours until the residual disinfectant concentration is restored to the ODW-determined department-determined level. A groundwater system that serves 3,300 or fewer people may monitor continuously to meet the requirements of this subsection.~~

c. ~~Failure to maintain the ODW-specified department-specified minimum residual disinfectant concentration for a period of more than four hours is a violation of the treatment technique requirement.~~

2. ~~A groundwater system owner that uses an ODW-approved department-approved alternative treatment to meet the requirements of this section by providing at least 4-log treatment of viruses before or at the first customer shall:~~

a. ~~Monitor the alternative treatment in accordance with all ODW-specified department-specified monitoring requirements; and~~

b. ~~Operate the alternative treatment in accordance with all ODW-specified department-specified compliance requirements necessary to achieve at least 4-log treatment of viruses.~~

3. ~~Failure to meet the monitoring requirements of subsection C of this section is a violation and requires the groundwater system owner to provide public notification as required in 12VAC5-590-540 A 3.~~

D. ~~Discontinuing compliance monitoring or treatment.~~

1. ~~A groundwater system owner may discontinue compliance monitoring if the ODW department determines and documents in writing that compliance monitoring is no longer necessary for that groundwater source. Owners of groundwater systems that have ODW department approval to discontinue compliance monitoring shall be subject to the triggered source water monitoring requirements of 12VAC5-590-379 B 1.~~

2. ~~A groundwater system owner discontinuing compliance monitoring is still subject to the requirements of 12VAC5-590-380 G.~~

3. ~~Owners of waterworks with groundwater sources that have been required by the commissioner to provide at least 4-log treatment of viruses shall not discontinue treatment or monitoring.~~

12VAC5-590-425. Raw water monitoring requirements for groundwater sources. (Repealed.)

A. ~~The owner of any groundwater source utilizing chlorine disinfection or any other treatment or chemical addition that may alter or affect the bacteriological quality of the raw water shall collect source samples for bacteriological analysis in accordance with this section:~~

B. ~~All bacteriological samples under this section shall be collected from the raw water prior to any treatment or chemical addition:~~

1. ~~The owner shall provide a suitable raw water sample tap at each groundwater source.~~

2. ~~If conditions are such that it is not possible to install a raw water sample tap, an alternate sample location acceptable to the~~

commissioner may be utilized for this monitoring.

~~C. All samples shall be analyzed in accordance with 12VAC5-590-440 by the DCLS or by a laboratory certified by DCLS for drinking water samples and by a test method that will yield a Most Probable Number (MPN) result for both total coliforms and E. coli.~~

~~D. Number of samples:~~

~~1. The number of routine raw water samples to be collected and the frequency of sampling shall be determined by the district engineer. The district engineer will notify the waterworks owner of the raw water sampling requirements.~~

~~2. As a minimum, the owner shall collect raw water samples in accordance with the following table:~~

Source Type	Minimum Routine Raw Water Monitoring Frequency	Parameters
Well located in non-karst geology	One sample per year	Total coliforms MPN and E coli MPN
Well located in karst geology	One sample per calendar quarter	Total coliforms MPN and E coli MPN
Spring	One sample per month	Total coliforms MPN and E coli MPN

~~3. When a single sample result from any groundwater source that requires a routine raw water monitoring frequency of less than monthly indicates total coliforms in excess of 50 colonies per 100 mL or the presence of E. coli, the owner shall collect one confirmation sample within 10 calendar days of notification of the results. The district engineer may require that additional samples be collected and will establish the specific number of samples and the monitoring frequency.~~

~~E. If the results of the raw water monitoring required by this section indicate total coliforms in excess of 50 colonies per 100 ml in two or more samples collected during any running six-month period or the presence of E. coli in two or more samples collected during any running six-month period, the waterworks owner shall provide all necessary information required in 12VAC5-590-430 to the district engineer and the commissioner will make a GUDI determination for the groundwater source.~~

~~F. If the results of the raw water monitoring required by this section indicate the presence of E. coli in two or more samples collected during any running six-month period, the waterworks owner shall:~~

~~1. Issue a Tier 1 public notice in accordance with 12VAC5-590-540 A 1.~~

~~2. Provide disinfection treatment to achieve a 4-log virus inactivation as specified in 12VAC5-590-421 A 1 d.~~

~~3. Conduct compliance monitoring as specified in 12VAC5-590-421 C 1.~~

12VAC5-590-430. Determination of surface water influence of groundwater sources.

~~A. All waterworks' groundwater sources utilized by a waterworks, such as including wells, springs, and infiltration galleries, shall be evaluated by the division department and a determination of surface water influence shall be made by the commissioner to determine surface water influence. The waterworks owner shall provide to the division department all necessary information to make this determination in accordance with the following three-step procedure.~~

~~B. The groundwater source shall be evaluated and subjected to all the criteria in a stepwise fashion. Once the commissioner has made a determination with regard to surface water influence, has been made it is not necessary to continue to the next step:~~

~~1. Step one - evaluation of source history, construction, and location.~~

~~a. The source is not surface influenced if the division has previously determined that disinfection treatment is not required (see 12VAC5-590-380 G).~~

~~b. a. The source is surface influenced under the direct influence of surface water if it has been directly associated with a biological waterborne disease outbreak, such as a Giardiasis, or if it has been directly associated with chemical contamination from the surface.~~

~~c. For all sources consisting of a spring, infiltration gallery, wells located in Karstian geology, or not classified as either 12VAC5-590-430 A 1 or 2 the determination shall proceed to step two.~~

~~b. The source is under the direct influence of surface water if there are any demonstrated or known direct connections between the source to surface water via surface water bodies, sinkholes, troughs, drainage ways, or other geologic features.~~

~~c. The source is under the direct influence of surface water if a sanitary survey reveals, or there is other evidence to indicate, that surface water is directly entering the source.~~

~~d. If the commissioner has not determined that the source is influenced by surface water based upon the criteria in subdivisions B 1 a through B 1 c of this section, the source evaluation proceeds to step two.~~

~~2. Step two - source physiology and geology microbiological water quality.~~

~~a. The owner shall collect a series of bacteriological samples directly from the source prior to any treatment. The specific number of samples to be collected, the sampling frequency, and the duration of sampling shall be determined by the commissioner.~~

~~(1) At a minimum, a series of 20 samples collected on a weekly frequency is required. Sample collection may be adjusted within the week to collect samples immediately following rainfall events, whenever possible.~~

~~(2) All bacteriological analyses shall be performed in accordance with 12VAC5-590-440 by the DCLS or by a laboratory certified by DCLS for drinking water samples and by a test method that will yield both total coliform concentration and E. coli~~

concentration.

(3) The commissioner may utilize bacteriological results from source water samples collected in accordance with 12VAC5-590-379 C if the sample results cover at least a 20 week period that includes multiple significant rainfall events for this step two evaluation.

b. The total coliform concentration sample results shall be evaluated as follows:

(1) If the results of the total coliform concentration samples indicate three or more samples with total coliform greater than 100 colonies/100 ml, the source evaluation proceeds to step 3.

(2) If the results of the total coliform concentration samples indicate a geometric mean equal to or greater than 100 colonies/100 ml the requirements of 12VAC5-590-380 G 6 will apply.

c. The E. coli concentration samples shall be evaluated as follows:

(1) If the results of the E. coli concentration samples indicate greater than or equal to five E. coli per 100 ml in three or more samples, the source evaluation proceeds to step three.

(2) If the results of the E. coli concentration samples indicate the presence of E. coli in five or more samples, the source evaluation proceeds to step three.

a. The source is not surface influenced if it consists of a properly constructed Class I or Class II well in non-Karstian geologic provinces of the state, with no history of turbidity fluctuations, and that have been determined by the division to be adequately treated by disinfection alone (12VAC5-590-380 G).

b. The source is surface influenced if a sanitary survey reveals that surface water may directly enter the source either through structural defects or through nearby surface water bodies, sinkholes, troughs, drainage ways, or other suspect geological features.

c. The determination for sources consisting of a spring, infiltration gallery, wells located in Karstian geology or otherwise not classified under 12VAC5-590-430 B 1 or 2 shall proceed to step three.

3. Step three - water quality additional water quality monitoring.

a. The source is not surface influenced if the total coliform concentrations of the raw water as measured by the multiple-portion decimal dilution (MPN) method is less than 100 organisms/100 mL based on a geometric mean of 20 or more samples over a period of six months with no more than 10% of these samples exceeding 100 organisms/100 mL; and having no record or confirmed fecal coliform contamination.

a. The owner shall prepare and submit a written source water monitoring plan to the department for approval detailing additional water quality samples to be collected directly from the source prior to any treatment, and if applicable from a nearby surface water source. The monitoring plan shall include the following:

(1) The specific parameters to be monitored.

(2) The monitoring frequency for each parameter.

(3) The duration of monitoring.

b. The source is surface influenced if:

(1) The source turbidity, temperature, pH, or conductivity fluctuate following climatic events or fluctuate relative to nearby surface bodies of water, or

(2) The source exhibits the presence of diatoms, rotifers, coccidia, plant debris, insect parts, or Giardia cysts as identified by particulate analysis.

b. The source water monitoring plan shall include Microscopic Particulate Analysis (MPA).

(1) A minimum of four source water MPA tests is required, two to be conducted during a wet period and two to be conducted during a dry period. All MPA tests shall be collected at least 60 days apart.

(2) All MPA tests shall be performed by a laboratory approved by the commissioner and shall include both Giardia lamblia and Cryptosporidium.

(3) All MPA testing and reporting of results shall be in accordance with the EPA "Consensus Method for Determining Groundwaters Under the Direct Influence of Surface Water Using Microscopic Particulate Analysis (MPA)", dated October 1992, Environmental Services Division.

c. The source water monitoring plan shall include monitoring of source water physical parameters such as temperature, pH, turbidity, conductivity and other parameters.

(1) If a surface water source is located near the groundwater source being evaluated, monitoring of the nearby surface water source is required, using the same physical parameters and frequency as the groundwater source.

(2) Records of rainfall and other climatological events shall be maintained and reported with the physical parameter results.

d. The owner shall provide the department with all of the monitoring results required in the approved monitoring plan. Results of all MPA tests shall be reported within 10 days of receipt by the owner. If any MPA result indicates the presence of Giardia lamblia or Cryptosporidium, the owner shall notify the department within 24 hours of receipt. The results of the physical parameter monitoring shall be provided along with applicable rainfall/climatological data to the department in a summary report.

e. The additional water quality monitoring results shall be evaluated as follows:

(1) The source is under the direct influence of surface water if any single MPA test result indicates a score of equal to or greater than 20.

(2) The source is under the direct influence of surface water if any two MPA test results indicate a score of equal to or greater than 15.

(3) The source is under the direct influence of surface water if the results of physical parameter monitoring indicate a correlation between fluctuations in the groundwater source in direct response to a rainfall or other climatological events.

(4) The source is under the direct influence of surface water if the results of physical parameter monitoring indicate a direct correlation between the groundwater source being evaluated and the physical parameters a nearby surface water source.

(5) The source is a groundwater source and is not under the direct influence of surface water if: (i) All MPA test results indicate a score of equal to or less than 9, and (ii) There are no fluctuations in source water monitored physical parameters in direct response to a rainfall or other climatological events, and (iii) There is no direct correlation in monitored physical parameters between the groundwater source being evaluated and a nearby surface water source.

f. If the commissioner has not determined that the source is under the direct influence of surface water based upon the criteria in subdivisions B 3 e (1) through B 3 e (4) of this section, and if at least one of the MPA test results indicate a score of greater than 9 but less than 15, the commissioner shall evaluate all available water quality monitoring data, source construction, location, geology, and any other relevant factors, and the commissioner shall determine that:

(1) The source is a groundwater source and is not under the direct influence of surface water; or

(2) The source is at risk and requires continued source water monitoring as prescribed by the commissioner.

C. If the source is subject to the requirements of subdivision B 3 of this section the owner shall perform the following interim measures until the commissioner has made a final GUDI determination:

1. Provide disinfection treatment to achieve a 4-log inactivation of virus in accordance with 12VAC5-590-421 A 1 d;

2. Conduct compliance monitoring in accordance with 12VAC5-590-421 C 1;

3. If the disinfection treatment required in subdivision C 1 of this section has to be installed, the owner shall issue a public notice with continuous boil water advisory in accordance with 12VAC5-590-540 A 1. The boil water notice shall remain in effect until the disinfection treatment is installed and in operation.

4. The commissioner may require that the owner perform additional interim measures if deemed necessary to protect public health.

D. If the total coliform concentration criteria in subdivision B 2 b of this section or the E. coli concentration criteria in subdivision B 2 c of this section are exceeded or if the commissioner has declared the source to be GUDI, the owner may propose mitigation measures and/or a plan to correct deficiencies.

1. Any proposed mitigation measures or corrective actions must be detailed in a report submitted to the department for approval. The report shall be prepared by a professional engineer licensed in Virginia, a professional geologist licensed in Virginia or other licensed professional approved by the field office. The report shall include:

a. A description of the proposed mitigation or corrective action activities such as the repair of structural defects, elimination of sources of contamination in proximity to the source, implementation of source water protection measures, or other mitigation or corrective action activities.

b. Specific milestones and milestone completion dates.

c. A follow-up source water monitoring plan to be implemented upon completion of the mitigation measures or corrective actions.

2. If the source must remain in operation during the period of time that the mitigation or corrective action activities are implemented and evaluated, the commissioner may require that the owner implement the interim measures described in 12VAC5-590-395 A 3 or subdivisions C 1 through C 4 of this section.

3. A final summary report detailing the mitigation and/or corrective actions completed, the results of the follow-up monitoring, conclusions, recommendations and all other supporting data, shall be submitted to the field office for approval.

a. The final summary report shall be prepared by a professional engineer licensed in Virginia, a professional geologist licensed in Virginia or other licensed professional approved by the department.

b. Upon evaluation of the final report and supporting data the commissioner will make a GUDI determination.

E. For any source previously determined to be a groundwater source and not under the direct influence of surface water, the commissioner may:

1. Require that the source be re-evaluated in accordance with procedures contained in this chapter, or

2. Waive any additional re-evaluation under this section.

12VAC5-590-440. Analytical methods.

A. All drinking water analyses for compliance purposes shall ~~have been~~ be performed by analytical methods that are consistent with current U.S. Environmental Protection Agency-EPA regulations found at 40 CFR Part 141 and 40 CFR Part 143 as well as 40 CFR Part 136, if applicable. Laboratories seeking certification to perform drinking water analyses shall comply with all applicable regulations

promulgated by the Department of General Services, Division of Consolidated Laboratory Services DCLS.

B. For the purposes of determining compliance, the commissioner will only accept results from samples that have been handled and documented in accordance with DCLS regulations for the certification for laboratories analyzing drinking water found in 1VAC30-41.

C. Testing for alkalinity, calcium, conductivity, disinfectant residual, orthophosphate, pH, silica, temperature, and turbidity, TOC, DOC, SUVA, and UV254 for compliance purposes may be performed by any person or party acceptable to the commissioner, in accordance with the Standard Methods for the Examination of Water and Wastewater, 23rd Edition, 2017, American Water Works Association/American Public Health Association/Water Environment Federation or other methods specified in 40 CFR Part 141.

Table 2.2 — Inorganic Chemicals:

Substance	Primary Maximum Contaminant Level (mg/L)
Antimony	0.006
Arsenic (As)	0.010***
Asbestos	7 Million Fibers/Liter (longer than 10 um)
Barium (Ba)	2
Beryllium	0.004
Cadmium (Cd)	0.005
Chromium (Cr)	0.1
Cyanide (as free Cyanide)	0.2
Fluoride (F)	4.0 #
Mercury (Hg)	0.002
Nickel	No Limits Designated
Nitrate (as N)	10**
Nitrite (as N)	4
Total Nitrate and Nitrite (as N)	10
Selenium (Se)	0.05
Thallium	0.002
Substance	Secondary Maximum Contaminant Level (mg/L)
Chloride (Cl)	250.0
Copper (Cu)	1.0
Corrosivity	Noncorrosive, See Appendix B
Fluoride	2.0
Foaming Agents	0.5*
Iron (Fe)	0.3
Manganese (Mn)	0.05
Sodium (Na)	No Limits Designated
Sulfate (SO ₄)	250.0
Zinc (Zn)	5.0
Substance	Action Level (mg/L)
Lead (Pb)	0.015
Copper (Cu)	1.3

Note. For artificially fluoridated waterworks the minimum concentration of fluoride should be 0.8 mg/L and the maximum should be 1.0 mg/L. The optimum control limit is 0.9 mg/L. (See Appendix B)

*Note. Concentration reported in terms of Methylene Blue Active Substances.

**Note. See Appendix B for Exception Regarding Noncommunity Waterworks.

***Note. The PMGL for arsenic is 0.010 mg/L for community and nontransient noncommunity waterworks effective January 23, 2006. Arsenic sampling results shall be reported to the nearest 0.001 mg/L.

Table 2.3 — Organic Chemicals:

Substance	Primary Maximum Contaminant Levels (mg/L)
VOG	
1. Vinyl Chloride	0.002
2. Benzene	0.005
3. Carbon Tetrachloride	0.005
4. 1,2-Dichloroethane	0.005
5. Trichloroethylene (TCE)	0.005
6. 1,1-Dichloroethylene	0.007
7. 1,1,1-Trichloroethane	0.2
8. para-Dichlorobenzene	0.075
9. cis-1,2-Dichloroethylene	0.07
10. 1,2-Dichloropropane	0.005
11. Ethylbenzene	0.7
12. Monochlorobenzene	0.1
13. o-Dichlorobenzene	0.6
14. Styrene	0.1
15. Tetrachloroethylene	0.005
16. Toluene	1
17. trans-1,2-Dichloroethylene	0.1
18. Xylene (total)	10
19. Dichloromethane	0.005
20. 1,2,4-Trichlorobenzene	0.07
21. 1,1,2-Trichloroethane	0.05
SOG	
1. Alachlor	0.002
2. Atrazine	0.003
3. Carbofuran	0.04
4. Chlordane	0.002
5. Heptachlor	0.0004
6. Heptachlor epoxide	0.0002
7. Polychlorinated biphenyls (PCBs)	0.0005
8. Dibromochloropropane (DBCP)	0.0002
9. Ethylene dibromide (EDB)	0.00005
10. Lindane	0.0002
11. Methoxychlor	0.04
12. Toxaphene	0.003
13. 4-Dichlorophenoxyacetic Acid (2,4-D)	0.07
14. 2,4,5-Trichlorophenoxypropionic Acid (2,4,5-TP or	0.05

Silvex)	
15. Reserved	-
16. Reserved	-
17. Reserved	-
18. Pentachlorophenol	0.001
19. Benzo(a)pyrene	0.0002
20. Dalapon	0.2
21. Di(2-ethylhexyl)adipate	0.4
22. Di(2-ethylhexyl)phthalate	0.006
23. Dinoseb	0.007
24. Diquat	0.02
25. Endothall	0.1
26. Endrin	0.002
27. Glyphosate	0.7
28. Hexachlorobenzene	0.001
29. Hexachlorocyclopentadiene	0.05
30. Oxamyl (Vydate)	0.2
31. Picloram	0.5
32. Simazine	0.004
33. 2,3,7,8-TCDD (Dioxin)	3×10^{-8}

Table 2.4 — Physical Quality.

Parameter	Maximum Contaminant Level	Concentration
Color	Secondary	15 Color Units
Odor	Secondary	3 Threshold odor numbers
pH	Secondary	6.5–8.5
Total Dissolved	Secondary	500 mg/L Solids (TDS)
Turbidity	Primary	*1 Turbidity Unit
* See Appendix B for operational requirements.		

Table 2.5 — Radiological Quality.

A. Maximum Contaminant Level Goals for Radionuclides	
Substance	MCLG
1. Combined radium-226 and radium-228	Zero
2. Gross alpha particle activity (excluding Radon and uranium)	Zero
3. Beta particle and photon radioactivity	Zero
4. Uranium	Zero
B. Primary Maximum Contaminant Levels for Radionuclides	
Substance	Primary Maximum Contaminant Level
1. Combined radium-226 and radium-228	5 pCi/L
2. Gross Alpha Activity (excluding Radon and Uranium)	15 pCi/L

3. Uranium	30 µg/L	
Primary Maximum Contaminant Levels for Beta Particle and Photon Radioactivity from Man-Made Radionuclides		
1. The average annual concentration of Beta particle and Photon radioactivity from man-made radionuclides in drinking water shall not produce an annual dose equivalent to the total body or any internal organ greater than 4 millirem/year.		
2. Except for the radionuclides listed in Schedule 1, the concentration of man-made radionuclides causing 4 MREM total body or organ dose equivalents shall be calculated on the basis of a 2 liter per day drinking water intake using the 168-hour data listed in "Maximum Permissible Body Burdens and Maximum Permissible Concentrations of Radionuclides in Air and Water for Occupational Exposure," MBS Handbook 69 as amended August 1963, U.S. Department of Commerce. If two or more radionuclides are present, the sum of their annual dose equivalent to the total body or to any organ exceed 4 millirem/year.		
Schedule 1		
Average annual concentrations assumed to produce a total body organ dose of 4 mrem/year.		
Radionuclide	Critical Organ	pCi/liter
Tritium	Total Body	20,000
Strontium-90	Bone Marrow	8
* See Appendix B	-	-

Table 2.6 — Unregulated Contaminant Organics to be Monitored:

Group A	
1. Chloroform	12. Chloromethane
2. Bromodichloromethane	13. Bromoethane
3. Chlorodibromomethane	14. 1,2,3-Trichloropropane
4. Bromoform	15. 1,1,1,2-Tetrachloroethane
5. Chlorobenzene	16. Chloroethane
6. m-Dichlorobenzene	17. 2,2-Dichloropropane
7. Dibromomethane	18. o-Chlorotoluene
8. 1,1-Dichloropropene	19. p-Chlorotoluene
9. 1,1-Dichloroethane	20. Bromobenzene
10. 1,1,1,2,2-Tetrachloroethane	21. 1,3-Dichloropropene
11. 1,3-Dichloropropane	-
Group B	
1. Aldrin	8. Metoachlor
2. Butachlor	9. Metribuzin
3. Carbaryl	10. Propachlor
4. Dicamba	11. Aldicarb
5. Dieldrin	12. Aldicarb sulfone
6. Methomyl	13. Aldicarb sulfoxide
7. 3-Hyposycarbofuran	-

Table 2.7 —
Reserved

Table 2.8 — Organic Chemical Monitoring Implementation Schedule:

Number of Persons Served	Monitoring to Begin During the Quarter that
--------------------------	---

	Begins
Over 10,000	January 1, 1988
3,300 to 10,000	January 1, 1989
less than 3,300	January 1, 1991

Table 2.9 — PMCL Effective Dates:

Table 2.3, Organics Chemicals, VOC 1 through 8 (Phase I)	January 9, 1989
Total Trihalomethanes and Fluoride	July 1, 1991
Table 2.3, Organics Chemicals, VOC 9 through 18 and SOG 1 through 14 (Phase II VOCs and SOGs)	July 30, 1992
Asbestos, Cadmium, Chromium, Mercury, Nitrate, Nitrite, Total Nitrate + Nitrite, Selenium (Phase II IOCs)	July 30, 1992
Table 2.3, Organics Chemicals, SOG 15 through 18 and Table 2.2, Inorganic Chemicals, Barium (Phase II SOCs and IOCs)	January 1, 1993
Table 2.3, Organics Chemicals, VOC 19 through 21, SOG 19 through 33 and Table 2.2, Inorganic Chemicals; antimony, beryllium, cyanide (as free cyanide), nickel, and thallium	January 17, 1994
Uranium	December 8, 2003
E. coli	April 1, 2016

Table 2.10 — Maximum Contaminant Level Goals for Microbiological Contaminants:

Contaminant	MCLG
Giardia lamblia	Zero
Viruses	Zero
Legionella	Zero
Cryptosporidium	Zero
Escherichia coli (E. coli)	Zero

Table 2.11 — Maximum Contaminant Level Goals for Disinfection Byproducts:

Disinfection byproduct	MCLG (mg/L)
Bromate	Zero
Bromodichloromethane	Zero
Bromoform	Zero
Chlorite	0.8
Chloroform	0.07
Dibromochloromethane	0.06
Dichloroacetic acid	Zero
Monochloroacetic acid	0.07
Trichloroacetic acid	0.02

Table 2.12 — Maximum Residual Disinfectant Level Goals (MRDLG) and Maximum Residual Disinfectant Levels (MRDL) for Disinfectants

Disinfectant residual	MRDLG (mg/L)	MRDL (mg/L)
Chlorine	4 (as Cl ₂)	4.0 (as Cl ₂)

Chloramines	4 (as Cl ₂)	4.0 (as Cl ₂)
Chlorine dioxide	0.8 (as ClO ₂)	0.8 (as ClO ₂)

Notwithstanding the MRDLs in Table 2.12, owners may increase residual disinfectant levels in the distribution system of chlorine or chloramines (but not chlorine dioxide) to a level and for a time necessary to protect public health, to address specific microbiological contamination problems caused by circumstances such as, but not limited to, distribution line breaks, storm run-off events, source water contamination events, or cross-connection events.

Table 2.13 — Primary Maximum Contaminant Levels (PMCL) for Disinfection Byproducts

Disinfection byproduct	PMCL (mg/L)
Total trihalomethanes (TTHM)	0.080
Haloacetic Acids (five) (HAA5)	0.060
Bromate	0.010
Chlorite	1.0

Article 3
Operation of Waterworks

12VAC5-590-450. General: Facility and personnel management.

Waterworks operation comprises the constant ~~operation oversight~~ and management of facilities and personnel. Consideration ~~must shall~~ be given to such factors as ~~the competent competency of~~ personnel, ~~standards of~~ water quality ~~including drinking water standards, water treatment plant maintenance and cleanliness, analytical laboratory control, operation and maintenance of plant equipment, plant records and safety facilities, including water treatment plant equipment and distribution system equipment and piping.~~ As the degree of complexity of water treatment ~~the waterworks~~ increases, ~~so does~~ the expertise and skill required to produce a high quality water also increases ~~of the operating staff.~~

12VAC5-590-460. Personnel: (Repealed.)

The operation of waterworks, both small and large, must rest in the hands of qualified persons. The number of such employees in a waterworks system depends principally upon the size, the quality of the raw water, and the type of treatment processes used.

A. ~~Waterworks operators designated by the waterworks owner to be in responsible charge must possess a valid waterworks operator license issued by the Board for Waterworks and Wastewater Works Operators and Onsite Sewage Professionals, Department of Professional and Occupational Regulation, in accordance with that board's regulations (18VAC160-20-10 et seq.) and Chapters 1, 2, 3, and 23 of Title 54.1 of the Code of Virginia. The license must be of a classification equal to or higher than that of the waterworks. Additional operating personnel at the waterworks must also be licensed as specified below:~~

B. ~~The number and class of operators in attendance and additional operating personnel are a minimum to meet the requirements of protection of the public health of the consumer and safety of the operating personnel. The classification of operators and additional operating personnel in attendance must conform with Table 2.9:~~

- ~~1. The owner shall designate one or more properly licensed operators to be in responsible charge of the waterworks at all times. When no designated operator is on duty or in communication with the operating personnel in attendance at the waterworks, a substitute operator shall be designated by the owner. The substitute operator shall possess a valid operator license of a classification equal to or greater than that of the waterworks.~~
- ~~2. All waterworks having design capacity of 2.0 mgd or higher and employing filtration must have a minimum of two operating personnel on duty whenever the plant is in operation. All other waterworks employing filtration must have a minimum of one operating person on duty whenever the plant is in operation.~~
- ~~3. Waterworks designed for softening only and utilizing chemical precipitation:

 - ~~a. Waterworks having a design capacity of 2.0 mgd or higher must have a minimum of two operating personnel in attendance at all times the plant is in operation; and~~
 - ~~b. All other waterworks must have a minimum of one operator operating person in attendance at all times the treatment plant is in operation.~~~~
- ~~4. Waterworks utilizing iron and manganese removal by precipitation and having a design capacity of 0.5 mgd or higher must have a minimum of one operating person on duty at all times the treatment plant is in operation.~~
- ~~5. Waterworks providing treatment or no treatment and serving 400 or more persons and not previously covered will require daily attendance at each treatment facility by an operating person for sufficient time to insure proper operation of the facility and protection of the public health, as determined by the division.~~

TABLE 2.9
MINIMUM CLASSIFICATION FOR WATERWORKS OPERATIONS
ADDITIONAL OPERATING PERSONNEL

--	--	--	--

PLANT CLASSIFICATION	PLANT CAPACITY (MG)	EQUIVALENT POPULATION SERVED	TREATMENT	OPERATOR IN RESPONSIBLE CHARGE (CLASS)	SHIFT SUPERVISOR (CLASS)	OTHERS
CLASS I	15.0 or more	150,000	Conventional filtration or filter rate more than 2 gpm/ft ²	I	I	II,III,IV Trainee*
CLASS I	5.0 but less than 15.0	50,000 but less than 150,000	Conventional filtration filter rate more than 2 gpm/ft ²	I	II	II,III,IV Trainee*
CLASS II	Less than 5.0	Less than 50,000	Filtering rater greater than 2 gpm/ft ²	II	II	III, IV Trainee*
CLASS II	0.5 but less than 5.0	5,000 but less than 50,000	Conventional filtration	II	III	III, IV Trainee*
CLASS III	Less than 0.5	Less than 5,000	Conventional filtration	III	III	IV or Trainee*
CLASS III	5,000 or more	-	Approved treatment other than conventional filtration and fluoridation	III	IV	IV or Trainee*
CLASS III	Sufficient persons or connections to be classified as a Public Water supply	-	Not under higher classifications but using fluoridation	III	IV	Trainee*
CLASS IV	Less than 5,000	-	Approved treatment other than conventional filtration and fluoridation or no treatment serving 400 or more persons	IV	IV	Trainee*

* Trainees should meet basic prerequisites for operators with the exception of experience and have potential for licensing wherever listed in these guidelines. Owner must provide a qualified substitute operator when only one operator is normally employed. The substitute must have the same class license as the operator.

12VAC5-590-461. Classification of waterworks, operator requirements, and operator attendance.

A. Classification of waterworks. All community and NTNC waterworks, including consecutive waterworks, fitting the classification protocol in this subsection shall be designated as classified waterworks. The commissioner retains the discretion to assign the classification of the waterworks or treatment facility either higher or lower. Those community and NTNC waterworks failing to fall within one of the classifications listed below shall be designated an unclassified waterworks unless specified otherwise by the commissioner. Normally a TNC waterworks shall not be classified and shall not be required to have an operator, unless the commissioner determines that it is necessary to ensure satisfactory operation of the treatment installed. If a waterworks consists of multiple treatment facilities, these facilities may be individually classified for the purpose of determining operator requirements.

1. Class 1 shall mean:

- a. Waterworks or a water treatment plant serving 50,000 or more persons, or having a water treatment plant capacity of 5.0 MGD or more and employing conventional filtration or chemical coagulation in combination with membrane filtration; or
- b. The waterworks is designated by the commissioner to be a Class 1 waterworks.

2. Class 2 shall mean:

- a. Waterworks or a water treatment plant serving 5,000 or more persons but fewer than 50,000 persons or having a water treatment plant capacity of 0.5 MGD or more but less than 5.0 MGD, whichever range applies, and employing rapid rate conventional filtration (see 12VAC5-590-874), chemical coagulation in combination with membrane filtration; or

b. Waterworks or a water treatment plant serving fewer than 50,000 persons or having a water treatment plant capacity of less than 5.0 MGD and employing high rate conventional filtration (see 12VAC5-590-874); or

c. The waterworks is designated by the commissioner to be a Class 2 waterworks.

3. Class 3 shall mean:

a. Waterworks or a water treatment plant serving fewer than 5,000 persons or having a water treatment plant capacity less than 0.5 MGD, whichever is greater, and employing conventional filtration or chemical coagulation in combination with membrane filtration; or

b. Waterworks or a water treatment plant serving 5,000 or more persons or having a water treatment plant capacity of 0.5 MGD or more, whichever is greater, and employing one or more of the following: disinfection other than with hypochlorination; caustic soda feed; iron and manganese removal; ion exchange; slow sand filtration; aeration; re-chlorination other than with hypochlorination; activated carbon contactors; membrane or other filtration technologies without chemical coagulation; fluoridation with a saturator or acid feed; or

c. Waterworks or a water treatment plant employing fluoridation with other than a saturator not considered a Class 1 or Class 2 waterworks; or

d. The waterworks is designated by the commissioner to be a Class 3 waterworks.

4. Class 4 shall mean:

a. Waterworks or a water treatment plant serving fewer than 5,000 persons or having a water treatment plant capacity of less than 0.5 MGD, and employing one or more of the following: disinfection other than with hypochlorination; caustic soda feed; iron and manganese removal; ion exchange; slow sand filtration; aeration; re-chlorination other than with hypochlorination; activated carbon contactors; membrane or other filtration technologies without chemical coagulation ; fluoridation with a saturator; or

b. The waterworks is designated by the commissioner to be a Class 4 waterworks.

5. Class 5 shall mean:

a. Waterworks serving 400 or more persons that:

(1) Provides no treatment; or

(2) Employs one or more of the following treatment processes:

(a) Hypochlorination for disinfection; or

(b) Corrosion control with calcite or magnesium oxide contactors or solution feed except with caustic; or

(c) Sequestration by solution feed.

b. The waterworks is designated by the commissioner to be Class 5 waterworks.

6. Class 6 shall mean:

a. Waterworks serving fewer than 400 persons that:

(1) Provides no treatment; or

(2) Employs one or more of the following treatment processes:

(a) Hypochlorination for disinfection; or

(b) Corrosion control with calcite or magnesium oxide contactors or solution feed except with caustic; or

(c) Sequestration by solution feed.

b. The waterworks is designated by the commissioner to be a Class 6 waterworks.

B. Operator requirements. The operation of all waterworks must rest in the hands of qualified staff. The number and qualifications of persons constituting the operating staff at a waterworks depend principally upon the capacity of the waterworks, the number of persons served by the waterworks, and the complexity of the treatment process or processes. If a classified waterworks or water treatment plant is without a required operator, the owner shall notify the department as soon as reasonably practical but no later than 24 hours of such an occurrence.

2. The operator attendance requirements specified in subsection C of this section are a minimum to protect the health of the consumer and safety of the operating staff. The commissioner may increase the required operating attendance when appropriate to protect human health.

3. All classified waterworks shall be operated by an operator having a valid license issued by the Commonwealth of Virginia with a classification equal to or higher than the classification of the waterworks or water treatment plant being operated. (See definition of operator in 12VAC5-590-10).

4. Operators are not required at unclassified waterworks.

C. Minimum operator attendance at classified waterworks. For the purpose of this section and 12VAC5-590-570, all classified waterworks or individual water treatment plants shall maintain the minimum operator attendance as follows.

1. Class 1. Waterworks shall have a minimum of two operating staff in attendance whenever the water treatment plant is in operation; at least one of the operating staff must be an operator.

2. Class 2. Waterworks shall have a minimum of one operator in attendance whenever the water treatment plant is in operation.

3. Class 3. Waterworks employing conventional filtration or chemical coagulation in combination with membrane filtration shall have a minimum of one operator in attendance whenever the water treatment plant is in operation. All other treatment facilities may have operator attendance similar to Class 4 waterworks.

4. Class 4. Waterworks shall be attended by an operator at least three days per week, except water treatment plants employing membrane filters treating surface waters or GUDI sources shall be attended by an operator daily. The attendance shall be for sufficient time to perform the necessary operations, monitoring, and maintenance.

5. Class 5 and Class 6.

a. Where no treatment is provided, waterworks shall be attended by an operator at least twice a month.

b. When treatment is provided, waterworks shall be attended by an operator at least once per week.

c. The attendance shall be for sufficient time to perform the necessary operations, monitoring, and maintenance.

D. Operator attendance alternatives.

1. Increased staffing attendance may be required by the commissioner on a case-by-case basis in order to protect public, taking into consideration operational history and treatment processes employed.

2. Reduced operator attendance for Class 3, 4, 5 and 6 waterworks may be considered by the commissioner on a case-by-case basis. Evaluation criteria shall include, but are not limited to, the following:

a. Operational history;

b. Type of treatment;

c. Facility capacity and hours of operation;

d. Population served;

e. Type and reliability of remote monitoring controls, alarms, and communications;

f. Reliable staff communications; and

g. Emergency response plans and procedures.

12VAC5-590-470. Waterworks appearance condition.

~~The general appearance and state of cleanliness of a waterworks can greatly influence the attitude of the public toward a utility and can actually promote public health. A community without confidence in its public water supply will often resort to the use of water from questionable or polluted sources; therefore, the~~ The waterworks must shall be maintained in a clean and orderly condition to achieve this goal.

12VAC5-590-475. Removal of wells from service.

A. Temporary inactivation.

1. Any water well temporarily inactivated shall be sealed with a watertight cap or well-head seal.

2. The well shall be maintained so that it will not be a source or channel of contamination during temporary inactivation.

3. The well head shall be visually inspected and documented to verify adequate sanitary integrity on a quarterly basis.

4. The well lot shall be maintained.

B. Permanent abandonment.

1. Well abandonment shall be supervised by a certified water well systems provider.

2. All well abandonments shall be documented on a Uniform Water Well Completion Report, Form GW-2, and submitted to the department within 30 days of completing the physical abandonment.

3. Groundwater wells that are abandoned shall be sealed by methods that will restore to the fullest extent possible the controlling geological conditions that existed before the wells were constructed.

4. Casing and screen materials may be salvaged.

5. The well shall be checked from land surface to the entire depth of the well before it is sealed to ascertain freedom from obstructions that may interfere with sealing operations. Sufficient effort shall be made to remove or clear any obstacles that may prohibit sealing by grouting the complete well depth.

6. The well shall be thoroughly chlorinated prior to sealing.

7. Bored wells and uncased wells shall be backfilled with clean fill to the water level. A two-foot-thick bentonite grout plug shall be placed immediately above the water level. Clean fill shall be placed on top of the bentonite grout plug and brought up to at least five feet from the ground surface. The top five feet of the well casing, if present, shall be removed from the bore hole. If an open annular space is present around the well casing, then the annular space shall be filled with bentonite grout to the maximum depth possible, but less than or equal to 20 feet. A one-foot-thick cement or bentonite grout plug that completely fills the bore void space shall be placed a minimum of five feet from the ground surface. As an alternative, bored wells and uncased wells may be completely filled with concrete, sand-cement, bentonite-cement, or neat cement grout, to within a minimum of five feet from the ground surface by introduction through a pipe initially extending to the bottom of the well. The pipe shall be raised, but remain submerged in grout or concrete, as the well is filled. The remaining space shall be filled with clean fill which is mounded a minimum of one foot above the surrounding ground surface.

8. Non-bored wells constructed in unconsolidated formations shall be completely filled with concrete, sand-cement, bentonite-

cement, or neat cement grout to within a minimum of five feet from the ground surface by introduction through a pipe initially extending to the bottom of the well. The pipe shall be raised, but remain submerged in grout or concrete, as the well is filled. The remaining space shall be filled with clean fill which is mounded a minimum of one foot above the surrounding ground surface.

9. Wells constructed in consolidated rock formations or which penetrate zones of consolidated rock may be filled with sand or gravel opposite the zones of consolidated rock. The top of the sand or gravel fill shall be at least five feet below the top of the consolidated rock and at least 20 feet below land surface. The remainder of the well shall be filled with concrete, sand-cement, bentonite-cement, or neat cement grout to within a minimum of five feet from the ground surface by introduction through a pipe initially extending to the bottom of the well. The pipe shall be raised, but remain submerged in grout or concrete, as the well is filled. The remaining space shall be filled with clean fill which is mounded a minimum of one foot above the surrounding ground surface.

10. The location of the well shall be permanently documented for future location.

12VAC5-590-476. Reactivation of wells.

A. The owner shall notify the department of the intent to reactivate a well.

B. Prior to bringing the well into service, it shall be pumped to waste (purged) for a minimum of five well volumes, and no less than 30 minutes. The purged well water shall be discharged in a manner so that it will not return to the well, directly or indirectly, during the pumping period.

C. After the well is pumped, water quality samples shall be collected. If the well has been inactive for less than one year, then two samples shall be collected at least 30 minutes apart and tested for the presence of E. coli. If the well has been inactive for one or more years, the well shall be tested for total coliform density (MPN), nitrate, and if determined by the commissioner, inorganics, VOCs, SOCs, and radionuclides. Satisfactory test results shall be obtained prior to placing the well in service.

D. A well yield and drawdown test may be required by the commissioner prior to bringing the well into service. The test shall be performed in accordance with 12VAC5-590-840 H, as applicable.

E. A well may be activated for emergency use prior to receipt of satisfactory monitoring results, if public health and safety are at risk, as determined by the commissioner. In these circumstances, a special water advisory shall be approved by the commissioner and issued by the waterworks at the same time the well is activated.

12VAC5-590-480. Analytical laboratory control-Operational control testing and monitoring.

A. Analyses ~~Water analyses~~ and tests ~~performed~~ at waterworks are made for four main purposes: ~~to ensure compliance;~~ to control ~~water treatment~~ plant operation; ~~to record water treatment plant performance;~~ and ~~to improve plant performance,~~ and ~~to undertake fundamental research of value to the plant and to the profession in general provide information for improving water treatment plant performance.~~ Tests designed to control operation should ~~shall~~ present evidence that:

1. The water has been properly prepared for each major key step in the treatment process;2. Each key process, such as mixing, coagulation, sedimentation, filtration, softening, iron and manganese removal, disinfection, and taste and odor control has proceeded according to plan is effective; and

3. The finished product is clean, is free from objectionable taste or and odor, is free from undesirable chemical characteristics, and is safe for human consumption.

B. Laboratory analyses shall conform with the most current edition available of Standard Methods for the Examination of Water and Wastewater published by the American Public Health Association, the American Water Works Association, and the Water Pollution Control Federation, or analytical methods approved by the division. Testing for regulatory compliance purposes shall use an EPA-approved analytical method found in 40 CFR Parts 141 and 143. Instruments used for operational control purposes must be calibrated in accordance with manufacturer's instructions. Calibrations shall be documented in a manner acceptable to the commissioner.

C. Ample laboratory space shall be provided for all required laboratory analyses as specified in 12VAC5-590-760.

1. Chemical. The analyses listed below are the minimum required. Additional testing may be required by the division:

a. Waterworks utilizing treatment for turbidity removal shall provide equipment for the analysis of pH, alkalinity, hardness, turbidity, water temperature and coagulation dosage. An electric pH meter must be provided; however, a color comparator may be used as a back-up unit. Turbidities must be determined by the use of a nephelometer. Minimum equipment for coagulation control shall be a multiple jar stirring machine.

b. Waterworks providing softening only and utilizing chemical precipitation shall provide equipment for analysis of pH utilizing an electric pH meter, alkalinity, hardness, water temperature, and chemical dosage for precipitation utilizing a multiple jar stirring machine.

c. Waterworks providing iron and manganese removal by chemical precipitation shall provide equipment for analysis of pH, alkalinity, iron, manganese, and water temperature.

d. Waterworks providing fluoridation shall provide equipment for analysis of the fluoride ion concentration and water temperature.

e. Waterworks providing chlorination or rechlorination shall provide equipment for the analysis of chlorine residual and temperature.

f. Waterworks providing iron and manganese removal by ion exchange and or softening by ion exchange shall provide

equipment for the analysis of iron and manganese, or hardness.

2. Bacteriological. Only results of bacteriological analyses performed by the Division of Consolidated Laboratory Services, or by laboratories and laboratory personnel certified by the Division of Consolidated Laboratory Services will be acceptable:

a. The number and frequency of bacteriological sampling shall comply with Article 1 of Part II. Additional analyses may be necessary when deemed so by the division.

b. Waterworks having a rated capacity of 3.0 mgd or more or serving an equivalent of 30,000 persons or more shall provide laboratory space and equipment for routine bacteriological analysis.

c. Bacteriological sampling in accordance with Article 1 of Part II is required by all waterworks.

D. Required waterworks on-site laboratory analyses. The analyses listed in this subsection are the minimum required. Additional testing may be required by the commissioner.

1. Owners of waterworks employing chemical coagulation or lime softening in combination with any filtration treatment for turbidity removal or TOC reduction shall provide equipment for the analysis of pH, alkalinity, hardness, turbidity, water temperature, and coagulant dosage. A calibrated electric pH meter must be provided; however, a color comparator may be used as a back-up unit. Turbidities must be determined by the use of a calibrated turbidimeter. Minimum equipment for coagulation control shall be a multiple jar stirring machine.

2. Owners of waterworks employing membrane filtration without chemical coagulation or lime softening shall provide equipment for analysis of turbidity and temperature. Turbidities shall be determined by the use of a calibrated turbidimeter.

3. Owners of waterworks employing softening only and utilizing chemical precipitation shall provide equipment for analysis of pH utilizing a calibrated electric pH meter, alkalinity, hardness, water temperature, and chemical dosage for precipitation utilizing a multiple jar stirring machine.

4. Owners of waterworks employing iron and manganese removal by chemical precipitation shall provide equipment for analysis of pH, alkalinity, iron, manganese, and water temperature.

5. Owners of waterworks employing fluoridation shall provide equipment for analysis of the fluoride ion concentration and water temperature.

6. Owners of waterworks employing chlorination, rechlorination, chloramination, or re-chloramination shall provide equipment for the analysis of the appropriate chlorine residual measurement and temperature.

7. Owners of waterworks employing iron and manganese removal by ion exchange or softening by ion exchange shall provide equipment for the analysis of iron and manganese.

E. Process control instruments, monitors, gauges, and controllers, including reading, recording, and alarm features, required in Part III, Manual of Practice, shall be maintained fully operational and calibrated in accordance with the manufacturer's instructions.

1. Owners of waterworks employing UV for inactivation credit shall perform UV sensor calibration checks. Calibrations and instrument checks shall be documented in a manner acceptable to the commissioner. All UV sensors shall be verified with a reference UV sensor at least monthly. It is also recommended that off-line/standby sensors be calibrated at the same time. At least one reference sensor for calibration of on-line sensors shall be provided. The reference UV sensor shall be calibrated at least yearly at a qualified facility, usually the manufacturer. Ultraviolet transmittance (UVT) analyzer calibration is required when used as a control instrument. The UVT analyzer shall be calibrated at least weekly by comparing on-line measurements to a bench top spectrophotometer that is calibrated in accordance with manufacturer's instructions. In lieu of an online UVT analyzer, a bench top spectrophotometer may be utilized to determine UV transmittance at least every four hours.

12VAC5-590-490. Adequate treatment.

A. Adequate treatment is any one or any combination of the controlled processes of coagulation, sedimentation, absorption, filtration, disinfection, or other processes that produce a water consistently meeting the requirements of this chapter. The concept of adequate treatment also includes processes that are appropriate to the source of supply; waterworks that are of adequate capacity to meet maximum demands without creating health hazards, and that are located, designed, and constructed to eliminate or prevent cross connections; and conscientious operation by well-trained and competent personnel whose qualifications are commensurate with the responsibilities of the position and acceptable to the ~~division~~ commissioner.

B. All waterworks shall provide adequate treatment and when needed and in accordance with 12VAC5-590-680 to ensure the production of pure potable water.

12VAC5-590-500. Disinfection by chlorination criteria, determination of CT, disinfection profiles, and disinfection benchmarks for Giardia and virus inactivation.

A. All water supplies derived from surface water sources, or GUDI sources, in whole or in part shall be disinfected in accordance with subsection C of this section, and 12VAC5-590-1000 until June 29, 1993. It is recommended that a chlorine residual be maintained. Beginning June 29, 1993, every owner of a waterworks shall comply with the disinfection requirements of 12VAC5-590-420.

B. ~~Owners of waterworks utilizing surface waters as a water supply shall practice prechlorination. The requirement for prechlorination may be waived by the commissioner when warranted.~~

C. ~~Owners of waterworks utilizing groundwater as a water supply that has been determined by the commissioner to be under the direct influence of surface water, as provided in 12VAC5-590-430, will be required to disinfect. If the commissioner determines that the groundwater supply is surface influenced, the owner shall provide disinfection during the interim before filtration is installed in~~

accordance with 12VAC5-590-420 B 2 f. If filtration is installed prior to June 29, 1993, the owner shall comply with the disinfection requirements of 12VAC5-590-1000 until June 29, 1993. By June 29, 1993, all owners of waterworks using a groundwater source determined to be under the direct influence of surface water shall comply with the disinfection requirements of 12VAC5-590-420.

D. Owners of groundwater systems source waterworks subject to the requirements of 12VAC5-590-421 A 1 d shall provide a primary disinfection treatment by means of one of the following:

1. A disinfectant residual concentration (C) and contact time (T) to achieve a 4-log inactivation of viruses. CT shall be calculated in accordance with Appendix L subsections C and D of this section, which contains information on calculation methods and contact tank baffling factors.

2. UV treatment to achieve a 4-log inactivation of viruses. Log inactivation shall be determined in accordance with 12VAC5-590-401 E 7 c. A secondary disinfection residual in the distribution system may be required by the commissioner.

E. Disinfection profile data and disinfection benchmark data:

1. The owner of any waterworks that has disinfection profile data shall retain this data in graphic form, as a spreadsheet, or in some other format acceptable to the commissioner for review as part of sanitary surveys conducted by the commissioner. Appendix L lists the procedure for developing a disinfection profile.

2. Disinfection benchmarking:

a. The owner of any waterworks that has developed a disinfection profile and that decides to make a significant change to its disinfection practice shall consult with the commissioner prior to making such change. Significant changes to disinfection practice are:

- (1) Changes to the point of disinfection;
- (2) Changes to the disinfectants used in the treatment plant;
- (3) Changes to the disinfection process; and
- (4) Any other modification identified by the commissioner.

b. The owner of any waterworks that is modifying its disinfection practice shall calculate its disinfection benchmark using the following procedure:

(1) For each year of profiling data collected, the owner shall determine the lowest average monthly Giardia lamblia inactivation in each year of profiling data. The owner shall determine the average Giardia lamblia inactivation for each calendar month for each year of profiling data by dividing the sum of daily (or weekly) Giardia lamblia inactivation by the number of values calculated for that month.

(2) The disinfection benchmark is the lowest monthly average value (for waterworks with one year of profiling data) or average of lowest monthly average values (for waterworks with more than one year of profiling data) of the monthly logs of Giardia lamblia inactivation in each year of profiling data.

(3) The owner of a waterworks that uses either chloramines or ozone for primary disinfection shall also calculate the disinfection benchmark for viruses using a method approved by the commissioner.

c. The owner shall submit the following information to the commissioner as part of the waterworks' consultation process:

- (1) A description of the proposed change;
- (2) The disinfection profile for Giardia lamblia (and, if necessary, viruses) and benchmark listed in subdivision E 2 b of this section;
- (3) An analysis of how the proposed change will affect the current levels of disinfection; and
- (4) Any additional information to justify the change.

C. Disinfection criteria.

1. Owners of waterworks utilizing surface water sources in whole or in part, or GUDI sources, shall provide a minimum 3-log (99.9%) removal of Giardia cysts and a 4-log (99.99%) removal of viruses, respectively.

2. Additional inactivation levels that must be achieved by disinfection shall be in accordance with Table 500.1 for waterworks employing the filtration processes listed.

TABLE 500.1.

Maximum Log Removal Credits for Various Filtration Technologies and the Resulting Minimum Required Logs of Inactivation by Disinfection

Filtration Process ^a	Maximum Log Removal Credits for Filtration		Additional Log Inactivation Required by Disinfection	
	Giardia lamblia	Viruses	Giardia lamblia	Viruses
Conventional	2.5	2.0	0.5	2.0
Direct	2.0	1.0	1.0	3.0
Pre-engineered package	2.5	Zero	0.5	4.0

Diatomaceous Earth	2.0	1.0	1.0	3.0
Slow Sand	2.0	2.0	1.0	2.0
Ultrafiltration or Microfiltration Membrane	3.0	Zero	0.5	4.0
Bag or Cartridge	2.0	Zero	1.0	4.0
^a Refer to Part III of this Chapter for further description of filtration processes.				

D. A disinfection profile shall be developed in accordance with the procedures in subdivisions D 1 through D 3.

1. Owners shall monitor at least weekly for a period of 12 consecutive months to determine the total log inactivation for *Giardia lamblia* and viruses. If owners monitor more frequently, the monitoring frequency shall be evenly spaced. Owners of waterworks that operate for fewer than 12 months per year shall monitor weekly during the period of operation.

2. Owners of waterworks with a single point of disinfectant application prior to the entrance to the distribution system, or with more than one point of disinfectant application, shall conduct the monitoring in subdivisions D 2 a through D 2 e of this section.

a. For waterworks using a disinfectant other than UV, the temperature of the disinfected water shall be measured at each residual disinfectant concentration sampling point during peak hourly flow or at an alternative location approved by the commissioner.

b. For waterworks using chlorine, the pH of the disinfected water shall be measured at each chlorine residual disinfectant concentration sampling point during peak hourly flow or at an alternative location approved by the commissioner.

c. The residual disinfectant concentration (C) of the water before or at the first customer, and prior to each additional point of disinfectant application, shall be measured at peak hourly flow.

d. The disinfectant contact times (T) of the water before or at the first customer, and prior to each additional point of disinfectant application, shall be determined during peak hourly flow. The disinfectant contact time to be used for calculating CT is T_{10} , which is the detention time at which 90 percent of the water passing through a unit is retained within that unit. T_{10} shall be determined either by calculations that involve the theoretical hydraulic detention time and baffling factors that account for the degree of short-circuiting that might be expected through any given unit, or by tracer studies. The baffling factors listed in Table 500.15 shall be used in determining contact time if tracer studies are not performed.

e. Inactivation credits for ozone contactors will be based on only the chambers that have a measured ozone residual. A minimum of two dedicated on-line monitors per ozone contactor shall be installed at locations suited to the CT calculation method used. Ozone residual levels shall be monitored continuously and recorded. Methods for computing log inactivation of *Giardia lamblia* and virus shall be approved by the commissioner. Tracer studies shall be required to verify T_{10} values prior to receiving inactivation credit.

3. In lieu of conducting new monitoring under subdivision D 2 of this section, owners may elect to meet the requirements of subdivision D 3 a or D 3 b of this section.

a. Owners that have at least one year of existing data that are substantially equivalent to data collected under the provisions of subdivision D 3 of this section shall use these data to develop disinfection profiles if the owner has neither made a significant change to its treatment practice nor changed sources since the data were collected. Owners may develop disinfection profiles using up to three years of existing data.

b. Owners may use disinfection profiles developed previously in accordance with the procedures in subdivisions D 1 through D 3 of this section, if the owner has neither made a change to its treatment practice nor changed sources since the profile was developed. Owners that have not developed a virus profile shall develop a virus disinfection profile using the same monitoring data on which the *Giardia lamblia* profile is based.

E. Owners of waterworks shall calculate the total inactivation ratio for *Giardia lamblia* and viruses as specified in subdivision E 1 through E 4 of this subsection, based on $CT_{99.9}$ (3-log) values for *Giardia lamblia* in Tables 500.2 through 500.14. Note that the 3-log values in Tables 500.2 through 500.14 also achieve a 4-log virus inactivation. pH and temperature values between the indicated values in Tables 500.2 through 500.13 shall be determined by linear interpolation, or the CT value at the lower temperature and at the higher pH shall be used. All parameters necessary to determine the total inactivation ratio shall be monitored during peak hourly flow.

1. Owners of waterworks using only one point of disinfectant application shall determine the total inactivation ratio for the disinfection segment based on either of the following methods.

a. Determine one inactivation ratio ($CT_{calc}/CT_{99.9}$) before or at the first customer during peak hourly flow.

b. Determine successive $CT_{calc}/CT_{99.9}$ values, representing sequential inactivation ratios, between the point of disinfectant application and a point before or at the first customer during peak hourly flow. The owner shall calculate the total inactivation ratio by determining ($CT_{calc}/CT_{99.9}$) for each sequence and then adding the ($CT_{calc}/CT_{99.9}$) values together to determine total inactivation ($\sum (CT_{calc}/CT_{99.9})$).

2. Owners of waterworks using more than one point of disinfectant application before the first customer shall determine the CT

value of each disinfection segment immediately prior to the next point of disinfectant application, or for the final segment before or at the first customer, during peak hourly flow. The $(CT_{calc}/CT_{99.9})$ value of each segment and $(\sum (CT_{calc}/CT_{99.9}))$ shall be calculated using the method in subdivision E 1 a or E 1 b of this subsection.

3. The owner shall determine the total logs of inactivation of *Giardia lamblia* by multiplying the value calculated in subdivision E 1 a or E 1 b of this subsection by 3.0.

4. The owner shall determine the total logs of inactivation of viruses by multiplying the value calculated in subdivision E 1 a or E 1 b of this subsection by 4.0.

F. A disinfection benchmark shall be calculated following the procedures in subdivisions F 1 through F 3 of this subsection.

1. For each year of profiling data collected and calculated, owners shall determine the lowest mean monthly level of both *Giardia lamblia* and virus inactivation. Owners shall determine the mean *Giardia lamblia* and virus inactivation for each calendar month for each year of profiling data by dividing the sum of daily or weekly *Giardia lamblia* and virus log inactivation by the number of values calculated for that month.

2. The disinfection benchmark is the lowest monthly mean value (for waterworks with one year of profiling data) or the mean of the lowest monthly mean values (for waterworks with more than one year of profiling data) of *Giardia lamblia* and virus log inactivation in each year of profiling data.

3. Waterworks using chloramines, ozone, or chlorine dioxide for primary disinfection shall calculate the disinfection benchmark for viruses from the data collected, in the same manner used to calculate the *Giardia lamblia* disinfection benchmark.

G. The owner shall retain the disinfection profile in graphic form, as a spreadsheet, or in some other format acceptable to the commissioner for evaluation as part of sanitary surveys conducted by the commissioner.

H. Prior to making a significant change to the waterworks disinfection practice, the owner shall review the disinfection benchmark and consult with the commissioner.

1. Significant changes to disinfection practice are: (i) Changes to the point of disinfectant application; (ii) Changes to the disinfectants used in the treatment plant; (iii) Changes to the disinfection process; and (iv) Any other modification identified by the commissioner.

2. The owner shall submit the following information to the commissioner as part of the consultation process: (i) A description of the proposed change; (ii) The disinfection profile and benchmarks established for *Giardia lamblia* and, if necessary, viruses; (iii) An analysis of how the proposed change will affect the current levels of disinfection; and (iv) any additional information to justify the change.

TABLE 500.2.

CT Values for 3-Log Inactivation of *Giardia lamblia* by Free Chlorine at Less than 0.5°C.

Free Residual (mg/L)	pH						
	≤6.0	6.5	7.0	7.5	8.0	8.5	≤9.0
≤0.4	137	163	195	237	277	329	390
0.6	141	168	200	239	286	342	407
0.8	145	172	205	246	295	354	422
1.0	148	176	210	253	304	365	437
1.2	152	180	215	259	313	376	451
1.4	155	184	221	266	321	387	464
1.6	157	189	226	273	329	397	477
1.8	162	193	231	279	338	407	489
2.0	165	197	236	286	346	417	500
2.2	169	201	242	297	353	426	511
2.4	172	205	247	298	361	435	522
2.6	175	209	252	304	368	444	533
2.8	178	213	257	310	375	452	543
3.0	181	217	261	316	382	460	552

TABLE 500.3.

CT Values for 3-Log Inactivation of Giardia lamblia by Free Chlorine at 5°C.

Free Residual (mg/L)	pH						
	≤6.0	6.5	7.0	7.5	8.0	8.5	≤9.0
≤0.4	97	117	139	166	198	236	279
0.6	100	120	143	171	204	244	291
0.8	103	122	146	175	210	252	301
1.0	105	125	149	179	216	260	312
1.2	107	127	152	183	221	267	320
1.4	109	130	155	187	227	274	329
1.6	111	132	158	192	232	281	337
1.8	114	135	162	196	238	287	345
2.0	116	138	165	200	243	294	353
2.2	118	140	169	204	248	300	361
2.4	120	143	172	209	253	306	368
2.6	122	146	175	213	258	312	375
2.8	124	148	178	217	263	318	382
3.0	126	151	182	221	268	324	389

TABLE 500.4.

CT Values for 3-Log Inactivation of Giardia lamblia by Free Chlorine at 10°C.

Free Residual (mg/L)	pH						
	≤6.0	6.5	7.0	7.5	8.0	8.5	≤9.0
≤0.4	73	88	104	125	149	177	209
0.6	75	90	107	128	153	183	218
0.8	78	92	110	131	158	189	226
1.0	79	94	112	134	162	195	234
1.2	80	95	114	137	166	200	240
1.4	82	98	116	140	170	206	247
1.6	83	99	119	144	174	211	253
1.8	86	101	122	147	179	215	259
2.0	87	104	124	150	182	221	265
2.2	89	105	127	153	186	225	271
2.4	90	107	129	157	190	230	276
2.6	92	110	131	160	194	234	281
2.8	93	111	134	163	197	239	287
3.0	95	113	137	166	201	243	292

TABLE 500.5.

CT Values for 3-Log Inactivation of Giardia lamblia by Free Chlorine at 15°C.

Free Residual (mg/L)	pH						
	≤6.0	6.5	7.0	7.5	8.0	8.5	≤9.0
≤0.4	49	59	70	83	99	118	140
0.6	50	60	72	86	102	122	146
0.8	52	61	73	88	105	126	151
1.0	53	63	75	90	108	130	156
1.2	54	64	76	92	111	134	160
1.4	55	65	78	94	114	137	165
1.6	56	66	79	96	116	141	169
1.8	57	68	81	98	119	144	173
2.0	58	69	83	100	122	147	177
2.2	59	70	85	102	124	150	181
2.4	60	72	86	105	127	153	184
2.6	61	73	88	107	129	156	188
2.8	62	74	89	109	132	159	191
3.0	63	76	91	111	134	162	195

TABLE 500.6.

CT Values for 3-Log Inactivation of Giardia lamblia by Free Chlorine at 20°C.

Free Residual (mg/L)	pH						
	≤6.0	6.5	7.0	7.5	8.0	8.5	≤9.0
≤0.4	36	44	52	62	74	89	105
0.6	38	45	54	64	77	92	109
0.8	39	46	55	66	79	95	113
1.0	39	47	56	67	81	98	117
1.2	40	48	57	69	83	100	120
1.4	41	49	58	70	85	103	123
1.6	42	50	59	72	87	105	126
1.8	43	51	61	74	89	108	129
2.0	44	52	62	75	91	110	132
2.2	44	53	63	77	93	113	135
2.4	45	54	65	78	95	115	138
2.6	46	55	66	80	97	117	141
2.8	47	56	67	81	99	119	143
3.0	47	57	68	83	101	122	146

TABLE 500.7.

CT Values for 3-Log Inactivation of Giardia lamblia by Free Chlorine at 25°C and Higher.

Free Residual (mg/L)	pH						
	≤6.0	6.5	7.0	7.5	8.0	8.5	≤9.0
≤0.4	24	29	35	42	50	59	70
0.6	25	30	36	43	51	61	73
0.8	26	31	37	44	53	63	75
1.0	26	31	37	45	54	65	78
1.2	27	32	38	46	55	67	80
1.4	27	33	39	47	57	69	82
1.6	28	33	40	48	58	70	84
1.8	29	34	41	49	60	72	86
2.0	29	35	41	50	61	74	88
2.2	30	35	42	51	62	75	90
2.4	30	36	43	52	63	77	92
2.6	31	37	44	53	65	78	94
2.8	31	37	45	54	66	80	96
3.0	32	38	46	55	67	81	97

TABLE 500.8.

CT Values for Inactivation of Viruses by Free Chlorine, pH 6.0-9.0.

Log Inactivation Credit	Water Temperature (°C)								
	0.5	1	2	3	4	5	6	7	8
2	6.0	5.8	5.3	4.9	4.4	4.0	3.8	3.6	3.4
3	9.0	8.7	8.0	7.3	6.7	6.0	5.6	5.2	4.8
4	12.0	11.6	10.7	9.8	8.9	8.0	7.6	7.2	6.8
Log Inactivation Credit	Water Temperature (°C)								
	9	10	11	12	13	14	15	16	17
2	3.2	3.0	2.8	2.6	2.4	2.2	2.0	1.8	1.6
3	4.4	4.0	3.8	3.6	3.4	3.2	3.0	2.8	2.6
4	6.4	6.0	5.6	5.2	4.8	4.4	4.0	3.8	3.6
Log Inactivation Credit	Water Temperature (°C)								
	18	19	20	21	22	23	24	25	-
2	1.4	1.2	1.0	1.0	1.0	1.0	1.0	1.0	-
3	2.4	2.2	2.0	1.8	1.6	1.4	1.2	1.0	-
4	3.4	3.2	3.0	2.8	2.6	2.4	2.2	2.0	-

TABLE 500.9.

CT Values for Inactivation of Giardia lamblia by Chlorine Dioxide, pH 6.0-9.0.

Log Inactivation	Water Temperature (°C)								

<u>Credit</u>	<u>1</u>	<u>2</u>	<u>3</u>	<u>4</u>	<u>5</u>	<u>6</u>	<u>7</u>	<u>8</u>	<u>9</u>
<u>0.5</u>	<u>10.0</u>	<u>8.6</u>	<u>7.2</u>	<u>5.7</u>	<u>4.3</u>	<u>4.2</u>	<u>4.2</u>	<u>4.1</u>	<u>4.1</u>
<u>1</u>	<u>21.0</u>	<u>17.9</u>	<u>14.9</u>	<u>11.8</u>	<u>8.7</u>	<u>8.5</u>	<u>8.3</u>	<u>8.1</u>	<u>7.9</u>
<u>1.5</u>	<u>32.0</u>	<u>27.3</u>	<u>22.5</u>	<u>17.8</u>	<u>13.0</u>	<u>12.8</u>	<u>12.6</u>	<u>12.4</u>	<u>12.2</u>
<u>2</u>	<u>42.0</u>	<u>35.8</u>	<u>29.5</u>	<u>23.3</u>	<u>17.0</u>	<u>16.6</u>	<u>16.2</u>	<u>15.8</u>	<u>15.4</u>
<u>2.5</u>	<u>52.0</u>	<u>44.5</u>	<u>37.0</u>	<u>29.5</u>	<u>22.0</u>	<u>21.4</u>	<u>20.8</u>	<u>20.2</u>	<u>19.6</u>
<u>3</u>	<u>63.0</u>	<u>53.8</u>	<u>44.5</u>	<u>35.3</u>	<u>26.0</u>	<u>25.4</u>	<u>24.8</u>	<u>24.2</u>	<u>23.6</u>
<u>Log Inactivation Credit</u>	<u>Water Temperature (°C)</u>								
	<u>10</u>	<u>11</u>	<u>12</u>	<u>13</u>	<u>14</u>	<u>15</u>	<u>16</u>	<u>17</u>	<u>18</u>
<u>0.5</u>	<u>4.0</u>	<u>3.8</u>	<u>3.7</u>	<u>3.5</u>	<u>3.4</u>	<u>3.2</u>	<u>3.1</u>	<u>2.9</u>	<u>2.8</u>
<u>1</u>	<u>7.7</u>	<u>7.4</u>	<u>7.1</u>	<u>6.9</u>	<u>6.6</u>	<u>6.3</u>	<u>6.0</u>	<u>5.8</u>	<u>5.5</u>
<u>1.5</u>	<u>12.0</u>	<u>11.6</u>	<u>11.2</u>	<u>10.8</u>	<u>10.4</u>	<u>10.0</u>	<u>9.5</u>	<u>9.0</u>	<u>8.5</u>
<u>2</u>	<u>15.0</u>	<u>14.6</u>	<u>14.2</u>	<u>13.8</u>	<u>13.4</u>	<u>13.0</u>	<u>12.4</u>	<u>11.8</u>	<u>11.2</u>
<u>2.5</u>	<u>19.0</u>	<u>3.8</u>	<u>3.7</u>	<u>3.5</u>	<u>3.4</u>	<u>3.2</u>	<u>3.1</u>	<u>2.9</u>	<u>2.8</u>
<u>3</u>	<u>23.0</u>	<u>7.4</u>	<u>7.1</u>	<u>6.9</u>	<u>6.6</u>	<u>6.3</u>	<u>6.0</u>	<u>5.8</u>	<u>5.5</u>
<u>Log Inactivation Credit</u>	<u>Water Temperature (°C)</u>								
	<u>19</u>	<u>20</u>	<u>21</u>	<u>22</u>	<u>23</u>	<u>24</u>	<u>25</u>	-	-
<u>0.5</u>	<u>2.6</u>	<u>2.5</u>	<u>2.4</u>	<u>2.3</u>	<u>2.2</u>	<u>2.1</u>	<u>2.0</u>	-	-
<u>1</u>	<u>5.3</u>	<u>5.0</u>	<u>4.7</u>	<u>4.5</u>	<u>4.2</u>	<u>4.0</u>	<u>3.7</u>	-	-
<u>1.5</u>	<u>8.0</u>	<u>7.5</u>	<u>7.1</u>	<u>6.7</u>	<u>6.3</u>	<u>5.9</u>	<u>5.5</u>	-	-
<u>2</u>	<u>10.6</u>	<u>10.0</u>	<u>9.5</u>	<u>8.9</u>	<u>8.4</u>	<u>7.8</u>	<u>7.3</u>	-	-
<u>2.5</u>	<u>2.6</u>	<u>2.5</u>	<u>12.2</u>	<u>11.4</u>	<u>10.6</u>	<u>9.8</u>	<u>9.0</u>	-	-
<u>3</u>	<u>5.3</u>	<u>5.0</u>	<u>14.2</u>	<u>13.4</u>	<u>12.6</u>	<u>11.8</u>	<u>11.0</u>	-	-

TABLE 500.10.

CT Values for Inactivation of Virus by Chlorine Dioxide, pH 6.0-9.0.

<u>Log Inactivation Credit</u>	<u>Water Temperature (°C)</u>								
	<u>1</u>	<u>2</u>	<u>3</u>	<u>4</u>	<u>5</u>	<u>6</u>	<u>7</u>	<u>8</u>	<u>9</u>
<u>2</u>	<u>8.4</u>	<u>7.7</u>	<u>7.0</u>	<u>6.3</u>	<u>5.6</u>	<u>5.3</u>	<u>5.0</u>	<u>4.8</u>	<u>4.5</u>
<u>3</u>	<u>25.6</u>	<u>23.5</u>	<u>21.4</u>	<u>19.2</u>	<u>17.1</u>	<u>16.2</u>	<u>15.4</u>	<u>14.5</u>	<u>13.7</u>
<u>4</u>	<u>50.1</u>	<u>45.9</u>	<u>41.8</u>	<u>37.6</u>	<u>33.4</u>	<u>31.7</u>	<u>30.1</u>	<u>28.4</u>	<u>26.8</u>
<u>Log Inactivation Credit</u>	<u>Water Temperature (°C)</u>								
	<u>10</u>	<u>11</u>	<u>12</u>	<u>13</u>	<u>14</u>	<u>15</u>	<u>16</u>	<u>17</u>	<u>18</u>
<u>2</u>	<u>4.2</u>	<u>3.9</u>	<u>3.6</u>	<u>3.4</u>	<u>3.1</u>	<u>2.8</u>	<u>2.7</u>	<u>2.5</u>	<u>2.4</u>
<u>3</u>	<u>12.8</u>	<u>12.0</u>	<u>11.1</u>	<u>10.3</u>	<u>9.4</u>	<u>8.6</u>	<u>8.2</u>	<u>7.7</u>	<u>7.3</u>
<u>4</u>	<u>25.1</u>	<u>23.4</u>	<u>21.7</u>	<u>20.1</u>	<u>18.4</u>	<u>16.7</u>	<u>15.9</u>	<u>15.0</u>	<u>14.2</u>
<u>Log Inactivation Credit</u>	<u>Water Temperature (°C)</u>								
	<u>19</u>	<u>20</u>	<u>21</u>	<u>22</u>	<u>23</u>	<u>24</u>	<u>25</u>	-	-
<u>2</u>	<u>2.2</u>	<u>2.1</u>	<u>2.0</u>	<u>1.8</u>	<u>1.7</u>	<u>1.5</u>	<u>1.4</u>	-	-
<u>3</u>	<u>6.8</u>	<u>6.4</u>	<u>6.0</u>	<u>5.6</u>	<u>5.1</u>	<u>4.7</u>	<u>4.3</u>	-	-

4	13.3	12.5	11.7	10.9	10.0	9.2	8.4	-	
---	------	------	------	------	------	-----	-----	---	--

TABLE 500.11.

CT Values for Inactivation of Giardia lamblia by Chloramines, pH 6.0-9.0.

Log Inactivation Credit	Water Temperature (°C)								
	1	2	3	4	5	6	7	8	9
0.5	635	568	500	433	365	354	343	332	321
1	1,270	1,136	1,003	869	735	711	687	663	639
1.5	1,900	1,700	1,500	1,300	1,100	1,066	1,032	998	964
2	2,535	2,269	2,003	1,736	1,470	1,422	1,374	1,326	1,278
2.5	3,170	2,835	2,500	2,165	1,830	1,772	1,714	1,656	1,598
3	3,800	3,400	3,000	2,600	2,200	2,130	2,060	1,990	1,920
Log Inactivation Credit	Water Temperature (°C)								
	10	11	12	13	14	15	16	17	18
0.5	310	298	286	274	262	250	237	224	211
1	615	592	569	546	523	500	474	448	422
1.5	930	894	858	822	786	750	710	670	630
2	1,230	1,184	1,138	1,092	1,046	1,000	947	894	841
2.5	1,540	1,482	1,424	1,366	1,308	1,250	1,183	1,116	1,049
3	1,850	1,780	1,710	1,640	1,570	1,500	1,420	1,340	1,260
Log Inactivation Credit	Water Temperature (°C)								
	19	20	21	22	23	24	25		
0.5	198	185	173	161	149	137	125		
1	396	370	346	322	298	274	250		
1.5	590	550	515	480	445	410	375		
2	788	735	688	641	594	547	500		
2.5	982	915	857	799	741	683	625		
3	1,180	1,100	1,030	960	890	820	750		

TABLE 500.12.

CT Values for Inactivation of Virus by Chloramines, pH 6.0-9.0.

Log Inactivation Credit	Water Temperature (°C)								
	1	2	3	4	5	6	7	8	9
2	1,243	1,147	1,050	954	857	814	771	729	686
3	2,063	1,903	1,743	1,583	1,423	1,352	1,281	1,209	1,138
4	2,883	2,659	2,436	2,212	1,988	1,889	1,789	1,690	1,590
Log Inactivation Credit	Water Temperature (°C)								
	10	11	12	13	14	15	16	17	18
2	643	600	557	514	471	428	407	385	364
3	1,067	996	925	854	783	712	676	641	605

4	1,491	1392	1292	1193	1,093	994	944	895	845
Log Inactivation Credit	Water Temperature (°C)								
	19	20	21	22	23	24	25	-	-
2	342	321	300	278	257	235	214	-	-
3	570	534	498	463	427	392	356	-	-
4	796	746	696	646	597	547	497	-	-

TABLE 500.13.

CT Values for Inactivation of Giardia lamblia by Ozone.

Log Inactivation Credit	Water Temperature (°C)								
	1	2	3	4	5	6	7	8	9
0.5	0.48	0.44	0.40	0.36	0.32	0.30	0.28	0.27	0.25
1	0.97	0.89	0.80	0.72	0.63	0.60	0.57	0.54	0.51
1.5	1.50	1.36	1.23	1.09	0.95	0.90	0.86	0.81	0.77
2	1.90	1.75	1.60	1.45	1.30	1.23	1.16	1.09	1.02
2.5	2.40	2.20	2.00	1.80	1.60	1.52	1.44	1.36	1.28
3	2.90	2.65	2.40	2.15	1.90	1.81	1.71	1.62	1.52
Log Inactivation Credit	Water Temperature (°C)								
	10	11	12	13	14	15	16	17	18
0.5	0.23	0.22	0.20	0.19	0.17	0.16	0.15	0.14	0.14
1	0.48	0.45	0.42	0.38	0.35	0.32	0.30	0.29	0.27
1.5	0.72	0.67	0.62	0.58	0.53	0.48	0.46	0.43	0.41
2	0.95	0.89	0.82	0.76	0.69	0.63	0.60	0.57	0.54
2.5	1.20	1.12	1.04	0.95	0.87	0.79	0.75	0.71	0.68
3	1.43	1.33	1.24	1.14	1.05	0.95	0.90	0.86	0.81
Log Inactivation Credit	Water Temperature (°C)								
	19	20	21	22	23	24	25	-	-
0.5	0.13	0.12	0.11	0.10	0.10	0.09	0.08	-	-
1	0.26	0.24	0.22	0.21	0.19	0.18	0.16	-	-
1.5	0.38	0.36	0.34	0.31	0.29	0.26	0.24	-	-
2	0.51	0.48	0.45	0.42	0.38	0.35	0.32	-	-
2.5	0.64	0.60	0.56	0.52	0.48	0.44	0.40	-	-
3	0.13	0.12	0.11	0.10	0.10	0.09	0.08		

TABLE 500.14.

CT Values for Inactivation of Virus by Ozone.

Log Inactivation Credit	Water Temperature (°C)								
	1	2	3	4	5	6	7	8	9
2	0.90	0.83	0.75	0.68	0.60	0.58	0.56	0.54	0.52
3	1.40	1.28	1.15	1.03	0.90	0.88	0.86	0.84	0.82

4	1.80	1.65	1.50	1.35	1.20	1.16	1.12	1.08	1.04
Log Inactivation Credit	Water Temperature (°C)								
	10	11	12	13	14	15	16	17	18
2	0.50	0.46	0.42	0.38	0.34	0.30	0.29	0.28	0.27
3	0.80	0.74	0.68	0.62	0.56	0.50	0.48	0.46	0.44
4	1.00	0.92	0.84	0.76	0.68	0.60	0.58	0.56	0.54
Log Inactivation Credit	Water Temperature (°C)								
	19	20	21	22	23	24	25	-	-
2	0.26	0.25	0.23	0.21	0.19	0.17	0.15	-	-
3	0.42	0.40	0.37	0.34	0.31	0.28	0.25	-	-
4	0.52	0.50	0.46	0.42	0.38	0.34	0.30	-	-

TABLE 500.15.

Baffling Classifications.

Baffling Condition	T_{10}/T	Baffling Description
Unbaffled (mixed flow)	0.1	None, agitated basin, very low length-to-width ratio, high inlet and outlet flow velocities
Poor	0.3	Single or multiple unbaffled inlets and outlets, no intra-basin baffles
Average	0.5	Baffled inlet or outlet with some intra-basin baffles
Superior	0.7	Perforated inlet baffle, serpentine or perforated intra-basin baffles, outlet weir or perforated launders
^a At perfect plug flow conditions, T_{10} is equal to T .		

12VAC5-590-505. Emergency management plan for extended power outages.

A. ~~Each~~ The owner of each community waterworks (including consecutive waterworks) shall develop and maintain an emergency management plan for extended power outages.

B. Each plan shall be kept current and shall be ~~kept retained~~ at a location that is readily accessible to the owner in the event of an extended power outage.

C. ~~Each~~ The owner of each community waterworks shall certify in writing to the ~~appropriate field office of the Office of Drinking Water in the Department of Health~~ department that the ~~waterworks plan~~ has been completed such plan.

D. Each plan shall address the following where applicable:

1. Identification of the criteria (events, duration of power outage, etc.) that will initiate activation of the plan.
2. How the ~~community waterworks owner~~ owner will respond to an extended power outage for lasting a minimum of five days.
3. Procedures for obtaining and distributing potable water in the event that ~~the primary source(s) becomes source or sources become~~ become unavailable.
4. Notification procedures and example notices to the public and media (local radio stations, television stations, local newspapers, etc.) including conservation notices and boil water advisories.
5. Emergency disinfection procedures for ~~the distribution system(s) system~~ system and storage ~~tank(s) tank or tanks~~ tank or tanks.
6. The ~~telephone number of point of contact for the appropriate ODW field office of the Office of Drinking Water in the Virginia Department of Health~~ department.
7. The ~~names and telephone numbers of points of contact for the waterworks personnel who should be notified~~ points of contact for the waterworks personnel who should be notified.
8. The ~~name and telephone number of point of contact for the Local Emergency Coordinator designated by the Virginia Department of Emergency Management~~ point of contact for the Local Emergency Coordinator designated by the Virginia Department of Emergency Management.

12VAC5-590-510. Acceptable operating practices.

A. This section is not intended to be all inclusive but reflects the concern for the public health significance of certain practices related to ~~treatment plant waterworks~~ operation.

~~B. Waterworks designed for bacteria and turbidity removal shall not be operated without adequate chemical coagulation as determined by the division.~~

B. Filter operation.

1. Gravity flow granular media filters designed for pathogen and turbidity removal shall not be operated without adequate chemical coagulation as determined by the commissioner.

2. Waterworks utilizing gravity flow granular media filtration shall not vary the rate of filtration through any single filter above its design capacity unless approved by the commissioner.

3. Gravity flow granular media filters equipped with filter-to-waste facilities shall not be returned to service after backwashing until a thorough rinsing period has occurred so that the filter-to-waste water has a turbidity less than or equal to 0.3 NTU.

4. All micro- and ultra-filtration technologies employed for pathogen removal shall demonstrate removal efficiency equal to the removal (log inactivation) credit given. A direct integrity test acceptable to the commissioner shall be conducted and include the following:

a. The direct integrity test capability shall be provided for each filter unit, and

b. The direct integrity test shall be conducted at least daily for each day the filtration unit is in operation.

~~C. Waterworks utilizing filtration in the treatment process shall not vary the rate of filtration through any single filtering unit above its design capacity unless approved by the division.~~

~~D. Filtering units equipped with rewash facilities shall not be returned to service after backwashing until being thoroughly rewash.~~

~~E. C. All waterworks shall provide a minimum working pressure of 20 psi-gauge (psig) at all service connections.~~

12VAC5-590-515. Use of chemicals.

A. All chemicals used in water treatment shall be compliant with NSF/ANSI Standard 60. These chemicals shall include, but are not limited to the following:

1. Corrosion and scale inhibitors;

2. Coagulants and flocculants;

3. Disinfectants and oxidants;

4. pH adjustment chemicals;

5. Regenerate agents; and

6. Membrane cleaning compounds.

B. Chemical containers shall bear a proper certification mark and identification consistent with the Safety Data Sheet for the chemical used.

C. The owner shall maintain documentation verifying that all chemicals meet NSF/ANSI Standard 60 certification requirements.

12VAC5-590-520. Waterworks expansion capacity.

~~A. At such time as the water production of a community waterworks reaches 80% of the rated capacity of the waterworks for any consecutive three-month period, the owner shall cause plans and specifications to be developed for expansion of the waterworks to include a schedule for construction; however, if it can be shown by the owner that growth within the service area is limited and will not exceed the rated capacity of the waterworks or if unusual transient conditions caused production to reach the 80% level, preparation of plans and specifications for expansion will no longer be required.~~

A. When the water production of a community waterworks reaches 80% of the permitted capacity for any consecutive three-month period, the owner shall prepare a written plan within 30 days to address capacity needs. This plan shall be evaluated by the department and corrective actions shall be approved by the commissioner.

~~B. All waterworks shall provide metering of total water production.~~

B. The commissioner may require the owner to reevaluate a well source capacity by conducting a yield and drawdown test in accordance with 12VAC5-590-840 H when the well has demonstrated declining yield.

12VAC5-590-530. Reporting.

A. The results of any all required monitoring activity shall be reported by the owner (or their authorized agent) to the ODW department no later than (i) the 10th day of the month following the month during which the test results were received, or (ii) the 10th day following the end of the monitoring period, whichever is shorter, unless stipulated otherwise by the commissioner. The results of any required monitoring activity shall be reported by the owner (or their authorized agent) in a format and method prescribed by the commissioner. For routine compliance samples analyzed for contaminants listed in Table 340.1 through Table 340.7, the owner shall request that the certified analytical laboratory performing the analyses provide the data electronically to the department as per the requirements of this section.

B. It shall be the duty and responsibility of an owner to report to the ODW department in the most expeditious manner (usually by telephone) under the following circumstances. If it is done by telephone a confirming report shall be mailed for circumstances identified in subsections C through J of this section. Contact the department for the acceptable notification method. The official laboratory data report shall be sent to the department as soon as practical.

4. C. Bacteriological examination reporting.

- a. 1. When a bacteriological examination shows that samples are required (see 12VAC5-590-380 D), the owner shall collect the repeat samples within 24 hours of being notified of the positive result and shall report the repeat sample results to the appropriate ODW field office department.
- b. 2. Microbial contamination, as evidenced by one or more routine distribution system water samples indicating the presence of E. coli or waterborne pathogens, shall be reported by the owner to the appropriate ODW field office department by the end of the day when the owner was notified of the test result, unless ~~ODW's field office~~ the department is closed, in which case ~~ODW~~ the department shall be notified before the end of the next business day.
- c. 3. An E. coli PMCL violation shall be reported by the owner to the appropriate ODW field office department by the end of the day when the owner was notified of the test result, unless the ~~ODW field office department~~ is closed, in which case ~~ODW~~ the department shall be notified before the end of the next business day.
- d. 4. Any owner who has failed to comply with the monitoring requirements of 12VAC5-590-370 shall report the monitoring violation to the appropriate ODW field office department in writing within 10 days after the owner discovers the violation and shall notify the public in accordance with 12VAC5-590-540 A 3.

~~2. When the daily average of turbidity testing exceeds 5.0 NTU a report shall be made within 48 hours~~

D. Turbidity reporting. For waterworks required to filter for pathogen and turbidity removal, a report shall be made within 24 hours to the department if the filtered water turbidity measurement exceeds the following concentrations based on filtration treatment type:

- 1. Conventional filtration - one NTU.
- 2. Diatomaceous earth filtration - five NTU.
- 3. Slow sand filtration - five NTU.
- 4. Membrane, bag and cartridge filters - one NTU.

E. PMCL exceedance.

- ~~3.~~ 1. When a PMCL of an inorganic or organic chemical is exceeded for a single sample the owner shall report same within seven days. If any one sample result would cause the compliance average to be exceeded the owner shall report ~~same in the sample result, in context with the compliance average, to the department within 48 hours.~~
- ~~4.~~ 2. When the average value of samples collected pursuant to ~~12VAC5-590-440~~ 12VAC5-590-382 and 12VAC5-590-383 exceeds the PMCL of any ~~organic inorganic or inorganic organic~~ chemical the owner shall report same within 48 hours.
- ~~5.~~ 3. When the ~~maximum contaminant level~~ PMCL for radionuclides has been exceeded as determined by Table ~~2-5~~ 340.4 the results shall be reported within 48 hours.

~~6.~~ F. The owner shall report to the ~~district engineer~~ department within 48 hours the failure to comply with the monitoring and sanitary survey requirements of this chapter.

~~7.~~ G. The owner shall report to the ~~district engineer~~ department within 48 hours the failure to comply with the requirements of any schedule prescribed pursuant to a variance or exemption.

~~8.~~ H. The owner shall report a Tier 1 violation or situation, as described in 12VAC5-590-540 A 1, to the ~~district engineer~~ department as soon as practical, but no later than 24 hours after the owner learns of the Tier 1 violation or situation. At the same time the report is made, the owner shall consult with the ~~field office~~ department to determine the need for any additional actions to address the violation or situation.

~~9. The owner shall report a violation of treatment technique requirement resulting from a single exceedance of the maximum allowable turbidity limit, as described in 12VAC5-590-420 B 2 a (2), B 2 a (3), B 2 b (2), B 2 c (2), and B 2 d, to the district engineer as soon as practical, but no later than 24 hours after the owner learns of the violation. At the same time the report is made, the owner shall consult with the field office to determine the need for any additional actions to address the violation or situation.~~

~~G.~~ I. Reporting requirements for coliform treatment technique violations.

- 1. Any owner who has violated the treatment technique required in 12VAC5-590-392 B shall report the violation to the appropriate ODW field office department no later than the end of the next business day after learning of the violation and shall notify the public in accordance with 12VAC5-590-540 A 2.
- 2. Any owner who is required to conduct an assessment under 12VAC5-590-392 C shall submit the assessment report within 30 days to the appropriate ODW field office department.
- 3. The owner shall notify the appropriate ODW field office department in writing after each scheduled corrective action is completed for corrections that were not completed by the time of submission of the assessment form under the requirements of 12VAC5-590-392 C.

~~D.~~ J. The owner of a seasonal waterworks shall submit certification of completion of the approved start-up procedure to the commissioner prior to serving water on a form approved by the department.

~~E.~~ Reporting requirements for filtration treatment and disinfection treatment:

- 1. The owner of a waterworks that provides filtration treatment shall report monthly to the commissioner the following specified information beginning ~~June 29, 1993~~, or when filtration is installed, whichever is later.

a. Turbidity measurements as required by 12VAC5-590-370 B 7 a shall be reported within 10 days after the end of each month the waterworks serves water to the public. Information that shall be reported includes:

- (1) The total number of filtered water turbidity measurements taken during the month.
- (2) The number and percentage of filtered water turbidity measurements taken during the month which are less than or equal to the turbidity limits specified in 12VAC5-590-420 B 2 for the filtration technology being used.
- (3) The date and value of any turbidity measurements taken during the month which exceed 5.0 NTU.

b. The owner of a waterworks using surface water or groundwater under the direct influence of surface water that provides conventional filtration treatment or direct filtration shall report monthly to the commissioner the information specified in subdivisions E 1 a (1) and (2) of this section. Also, the owner of a waterworks that provides filtration approved under 12VAC5-590-420 B 2 d shall report monthly to the commissioner the information specified in subdivision E 1 a (1) of this section:

(1) Turbidity measurements as required by 12VAC5-590-420 B 2 a (3) shall be reported within 10 days after the end of each month the system serves water to the public. Information that shall be reported includes:

- (a) The total number of filtered water turbidity measurements taken during the month.
- (b) The number and percentage of filtered water turbidity measurements taken during the month that are less than or equal to the turbidity limits specified in 12VAC5-590-420 B 2 a (3) or 12VAC5-590-420 B 2 d.
- (c) The date and value of any turbidity measurements taken during the month that exceed 1.0 NTU for systems using conventional filtration treatment or direct filtration, or that exceed the maximum level set by the commissioner under 12VAC590-420 B 2 d.

(2) The owner shall maintain the results of individual filter monitoring taken under 12VAC5-590-370 B 7 b (1) for at least three years. The owner shall report that he has conducted individual filter turbidity monitoring under 12VAC5-590-370 B 7 b (1) within 10 days after the end of each month the waterworks serves water to the public. Owners shall report individual filter turbidity measurement results taken under 12VAC5-590-370 B 7 b (1) within 10 days after the end of each month the waterworks serves water to the public only if measurements demonstrate one or more of the conditions in subdivisions E 1 b (2) (a) or (b) of this section. The owners of waterworks that use lime softening may apply to the commissioner for alternative exceedance levels for the levels specified in subdivisions E 1 b (2) (a) or (b) of this section if they can demonstrate that higher turbidity levels in individual filters are due to lime carryover only and not due to degraded filter performance:

(a) For waterworks serving 10,000 or more people:

(i) For any individual filter that has a measured turbidity level of greater than 1.0 NTU in two consecutive measurements taken 15 minutes apart, the owner shall report the filter number, the turbidity measurement, and the date, or dates, on which the exceedance occurred. In addition, the owner shall either produce a filter profile for the filter within seven days of the exceedance (if the owner is not able to identify an obvious reason for the abnormal filter performance) and report that the profile has been produced or report the obvious reason for the exceedance:

(ii) For any individual filter that has a measured turbidity level of greater than 0.5 NTU in two consecutive measurements taken 15 minutes apart at the end of the first four hours of continuous filter operation after the filter has been backwashed or otherwise taken offline, the owner shall report the filter number, the turbidity, and the date, or dates, on which the exceedance occurred. In addition, the owner shall either produce a filter profile for the filter within seven days of the exceedance (if the owner is not able to identify an obvious reason for the abnormal filter performance) and report that the profile has been produced or report the obvious reason for the exceedance:

(iii) For any individual filter that has a measured turbidity level of greater than 1.0 NTU in two consecutive measurements taken 15 minutes apart at any time in each of three consecutive months, the owner shall report the filter number, the turbidity measurement, and the date, or dates, on which the exceedance occurred. In addition, the owner shall conduct a self-assessment of the filter within 14 days of the exceedance and report that the self-assessment was conducted. The self-assessment shall consist of at least the following components: assessment of filter performance; development of a filter profile; identification and prioritization of factors limiting filter performance; assessment of the applicability of corrections; and preparation of a filter self-assessment report.

(iv) For any individual filter that has a measured turbidity level of greater than 2.0 NTU in two consecutive measurements taken 15 minutes apart at any time in each of two consecutive months, the owner shall report the filter number, the turbidity measurement, and the date, or dates, on which the exceedance occurred. In addition, the owner shall arrange for the conduct of a comprehensive performance evaluation by the commissioner or a third party approved by the commissioner no later than 30 days following the exceedance and have the evaluation completed and submitted to the commissioner no later than 90 days following the exceedance:

(b) For waterworks serving less than 10,000 people:

(i) For any individual filter (or the turbidity of combined filter effluent for systems with two filters that monitor combined filter effluent in lieu of individual filters) that has a measured turbidity level of greater than 1.0 NTU in two consecutive measurements taken 15 minutes apart, the owner shall report the filter number(s), the turbidity measurement(s), and the date, or dates, on which the exceedance occurred and the cause (if known) for the exceedance(s):

(ii) For any individual filter (or the turbidity of combined filter effluent for systems with two filters that monitor combined filter

effluent in lieu of individual filters) that has a measured turbidity level of greater than 1.0 NTU in two consecutive measurements taken 15 minutes apart at any time in each of three consecutive months, the owner shall conduct a self-assessment of the filter(s) within 14 days of the day the filter exceeded 1.0 NTU unless a comprehensive performance evaluation as specified in clause (iii) of this subdivision was required. Owners of waterworks with two filters that monitor the combined filter effluent in lieu of individual filters shall conduct a self-assessment on both filters. The self-assessment shall be reported to the commissioner and consist of at least the following components: date self-assessment was triggered; date the self-assessment was completed; assessment of filter performance; development of a filter profile; identification and prioritization of factors limiting filter performance; assessment of the applicability of corrections; and preparation of a filter self-assessment report. The self-assessment shall be submitted within 10 days after the end of the month or 14 days after the self-assessment was triggered only if it was triggered during the last four days of the month.

(iii) For any individual filter (or the turbidity of combined filter effluent for systems with two filters that monitor combined filter effluent in lieu of individual filters) that has a measured turbidity level of greater than 2.0 NTU in two consecutive measurements taken 15 minutes apart at any time in each of two consecutive months, the owner shall arrange for a comprehensive performance evaluation by the commissioner or a third party approved by the commissioner no later than 60 days following the day the filter exceeded 2.0 NTU in two consecutive months. The owner shall report within 10 days after the end of the month that a comprehensive performance evaluation is required and the date that it was triggered. If a comprehensive performance evaluation has been completed by the commissioner or a third party approved by the commissioner within the 12 prior months or the owner and the commissioner are jointly participating in an ongoing Comprehensive Technical Assistance project at the waterworks, a new comprehensive performance evaluation is not required. If conducted, a comprehensive performance evaluation shall be completed and submitted to the commissioner no later than 120 days following the day the filter exceeded 2.0 NTU in two consecutive measurements for the second straight month.

e. Reporting source water monitoring results:

(1) Owners shall report results from the source water monitoring required in 12VAC5-590-420-B-3-a no later than 10 days after the end of the first month following the month when the sample is collected.

(2) Owners shall report the applicable information in subdivisions (a) and (b) as follows for the source water monitoring required in 12VAC5-590-420-B-3-a:

(a) Owners shall report the following data elements for each Cryptosporidium analysis:

Data element
PWS ID
Facility ID
Sample collection date
Sample type (field or matrix spike)
Sample volume filtered (L), to nearest ¼ L
Was 100% of filtered volume examined
Number of oocysts counted

(i) For matrix spike samples, the owner shall also report the sample volume spiked and estimated number of oocysts spiked. These data are not required for field samples.

(ii) For samples in which less than 10 L is filtered or less than 100% of the sample volume is examined, the owner shall also report the number of filters used and the packed pellet volume.

(iii) For samples in which less than 100% of sample volume is examined, the owner shall also report the volume of resuspended concentrate and volume of this resuspension processed through immunomagnetic separation.

(b) Owners shall report the following data elements for each E. coli analysis:

Data element
1. PWS ID
2. Facility ID
3. Sample collection date
4. Analytical method number
5. Method type
6. Source type (flowing stream, lake/reservoir, GUDI)
7. E. coli/100 mL

8. Turbidity^a

^aOwners of waterworks serving fewer than 10,000 people that are not required to monitor for turbidity under in 12VAC5-590-420 B-3 a are not required to report turbidity with their E. coli results.

2. Disinfection information specified below shall be reported to the district engineer within 10 days after the end of each month the waterworks serves water to the public. Information that shall be reported includes:

- a. For each day, the lowest measurement of residual disinfectant concentration in mg/L in water entering the distribution system.
- b. The date and duration of each period when the residual disinfectant concentration in water entering the distribution system fell below 0.2 mg/L and when the district engineer was notified of the occurrence.
- c. The following information on the samples taken in the distribution system in conjunction with total coliform monitoring pursuant to 12VAC5-590-420 B:
 - (1) Number of instances where the residual disinfectant concentration is measured;
 - (2) Number of instances where the residual disinfectant concentration is not measured but HPC is measured;
 - (3) Number of instances where the residual disinfectant concentration is measured but not detected and no HPC is measured;
 - (4) Number of instances where no residual disinfectant concentration is detected and where HPC is greater than 500/mL;
 - (5) Number of instances where the residual disinfectant concentration is not measured and HPC is greater than 500/mL;
 - (6) For the current and previous month the system serves water to the public, the value of "V" in percent in the following formula:

$$V = \frac{c + d + e}{a + b} \times 100$$

a = the value in subdivision E 2 c (1) of this section

b = the value in subdivision E 2 c (2) of this section

c = the value in subdivision E 2 c (3) of this section

d = the value in subdivision E 2 c (4) of this section

e = the value in subdivision E 2 c (5) of this section

(7) If the division determines, based on site specific considerations, that a waterworks owner has no means for having a sample transported and analyzed for HPC by a certified laboratory within the requisite time and temperature conditions and that the waterworks is providing adequate disinfection in the distribution system, the requirements of subdivision E 2 c (1) through (6) of this section do not apply.

d. An owner need not report the data listed in subdivision E 2 a of this section if all data listed in subdivisions E 2 a through c of this section remain on file at the waterworks and the commissioner determines that the owner has submitted all of the information required by subdivisions E 2 a through c of this section for the last 12 months.

3. If at any time the chlorine residual falls below 0.2 mg/L in the water entering the distribution system, the owner shall notify the district engineer as soon as possible, but no later than by the end of the next business day. The owner also shall notify the district engineer by the end of the next business day whether or not the residual was restored to at least 0.2 mg/L within four hours.

F. Reporting requirements for lead and copper. All owners shall report all of the following information to the district engineer in accordance with this subsection:

1. Reporting requirements for tap water monitoring for lead and copper and for water quality parameter monitoring:

a. Except as provided in subdivision F 1 a (7) of this section, an owner shall report the information specified below for all tap water samples specified in 12VAC5-590-375 B and for all water quality parameter samples specified in 12VAC5-590-375 C within the first 10 days following the end of each applicable monitoring period specified in 12VAC5-590-375 B and 12VAC5-590-375 C (i.e., every six months, annually, every three years, or every nine years). For monitoring periods with a duration less than six months, the end of the monitoring period is the last date samples can be collected during the period as specified in 12VAC5-590-375 B and C:

- (1) The results of all tap samples for lead and copper including location or a location site code and the criteria under 12VAC5-590-375 B 1 c through 12VAC5-590-375 B 1 f or 12VAC5-590-375 C under which the site was selected for the waterworks' sampling pool.
- (2) Documentation for each tap water lead or copper sample for which the owner requests invalidation pursuant to 12VAC5-590-375 B 6.
- (3) The 90th percentile lead and copper concentrations measured from among all lead and copper tap water samples

collected during each monitoring period (calculated in accordance with 12VAC5-590-385 C) unless the district engineer calculates the 90th percentile lead and copper levels under subdivision F 8 of this section.

(4) With the exception of initial tap sampling conducted pursuant to 12VAC5-590-375 B 4 a, the owner shall designate any site that was not sampled during previous monitoring periods, and include an explanation of why sampling sites have changed.

(5) The results of all tap samples for pH, and where applicable, alkalinity, calcium, conductivity, temperature, and orthophosphate or silica collected under 12VAC5-590-375 C 2 through 12VAC5-590-375 C 5.

(6) The results of all samples collected at the entry point(s) to the distribution system for applicable water quality parameters under 12VAC5-590-375 C 2 through 12VAC5-590-375 C 5.

(7) The owner shall report the results of all water quality parameter samples collected under 12VAC5-590-375 C 3 through 12VAC5-590-375 C 6 during each six month monitoring period specified in 12VAC5-590-375 C 4 within the first ten days following the end of the monitoring period unless the commissioner has specified a more frequent reporting requirement.

b. The owner of a nontransient noncommunity waterworks, or a community waterworks meeting the criteria of 12VAC5-590-405 D 2 e, that does not have enough taps that can provide first-draw samples, must either:

(1) Provide written documentation to the commissioner identifying standing times and locations for enough non-first-draw samples to make up the sampling pool under 12VAC5-590-375 B 2 e by the start of the first applicable monitoring period under 12VAC5-590-375 B 4, unless the commissioner has waived prior approval of non-first-draw sample sites selected by the owner pursuant to 12VAC5-590-375 B 2 e; or

(2) If the commissioner has waived prior approval of non-first-draw sample sites selected by the owner, identify, in writing, each site that did not meet the six-hour minimum standing time and the length of standing time for that particular substitute sample collected pursuant to 12VAC5-590-375 B 2 e and include this information with the lead and copper sample results required to be submitted pursuant to subdivision F 1 a (1) of this section.

c. At a time specified by the commissioner, or if no specific time is designated by the commissioner, then as early as possible prior to the addition of a new source or any long-term change in water treatment, an owner deemed to have optimized corrosion control under 12VAC5-590-405 A 2 b (3); an owner subject to reduced monitoring pursuant to 12VAC5-590-375 B 4 d; or an owner subject to a monitoring waiver pursuant to 12VAC5-590-375 B 7, shall submit written documentation to the district engineer describing the change or addition. The district engineer must review and the commissioner must approve the addition of a new source or a long-term change in treatment before it is implemented by the owner. Examples of long-term treatment changes include the addition of a new treatment process or modification of an existing treatment process. Examples of modification include switching secondary disinfectants, switching coagulants (e.g., alum to ferric chloride), switching corrosion inhibitor products (e.g., orthophosphate to blended phosphate). Long-term changes can include dose changes to existing chemicals if the waterworks is planning long-term changes to its finished water pH or residual inhibitor concentration. Long-term treatment changes would not include chemical dose fluctuations associated with daily raw water quality changes.

d. The owner of any small waterworks applying for a monitoring waiver under 12VAC5-590-375 B 7 or subject to a waiver granted pursuant to 12VAC5-590-375 B 7 c, shall provide the following information to the commissioner in writing by the specified deadline:

(1) By the start of the first applicable monitoring period in 12VAC5-590-375 B 4, the owner of any small waterworks applying for a monitoring waiver shall provide the documentation required to demonstrate that it meets the waiver criteria of 12VAC5-590-375 B 7 a and 12VAC5-590-375 B 7 b.

(2) No later than nine years after the monitoring previously conducted pursuant to 12VAC5-590-375 B 7 b or 12VAC5-590-375 B 7 d (1), the owner of each small waterworks desiring to maintain its monitoring waiver shall provide the information required by 12VAC5-590-375 B 7 d (1) and 12VAC5-590-375 B 7 d (2).

(3) No later than 60 days after becoming aware that it is no longer free of lead-containing or copper-containing material, the owner of each small waterworks with a monitoring waiver shall provide written notification to the district engineer, setting forth the circumstances resulting in the lead-containing or copper-containing materials being introduced into the waterworks and what corrective action, if any, the owner plans to take to remove these materials.

e. The owner of each groundwater source waterworks that limits water quality parameter monitoring to a subset of entry points under 12VAC5-590-375 C 3 c shall provide, by the commencement of such monitoring, written correspondence to the district engineer that identifies the selected entry points and includes information sufficient to demonstrate that the sites are representative of water quality and treatment conditions throughout the waterworks.

2. Water supply (source water) monitoring reporting requirements.

a. An owner shall report the sampling results for all source water samples collected in accordance with 12VAC5-590-375 D within the first 10 days following the end of each source water monitoring period (i.e., annually, per compliance period, per compliance cycle) specified in 12VAC5-590-375 D.

b. With the exception of the first round of source water sampling conducted pursuant to 12VAC5-590-375 D 2, the owner shall specify any site which was not sampled during previous monitoring periods, and include an explanation of why the sampling point has changed.

~~3. Corrosion control treatment reporting requirements. By the applicable dates under 12VAC5-590-405 A 2 a, owners shall report the following information:~~

- ~~a. For owners demonstrating that they have already optimized corrosion control, information required in 12VAC5-590-405 A 2 b (2) or 12VAC5-590-405 A 2 b (3).~~
- ~~b. For owners required to optimize corrosion control, the owner's recommendation regarding optimal corrosion control treatment under 12VAC5-590-405 A 1 a.~~
- ~~c. For owners required to evaluate the effectiveness of corrosion control treatments under 12VAC5-590-405 A 1 c, the information required by that subdivision.~~
- ~~d. For owners required to install optimal corrosion control designated by the commissioner under 12VAC5-590-405 A 1 d, a letter certifying that the owner has completed installing that treatment.~~

~~4. Water supply source water treatment reporting requirements. By the applicable dates in 12VAC5-590-405 B, owners shall provide the following information to the district engineer:~~

- ~~a. If required under 12VAC5-590-405 B 2 a, the owner's recommendation regarding source water treatment;~~
- ~~b. For owners required to install source water treatment under 12VAC5-590-405 B 2 b, a letter certifying that the owner has completed installing the treatment designated by the commissioner within 24 months after the commissioner designated the treatment.~~

~~5. Lead service line replacement reporting requirements. Owners shall report the following information to the district engineer to demonstrate compliance with the requirements of 12VAC5-590-405 C:~~

- ~~a. No later than 12 months after the end of a monitoring period in which a waterworks exceeds the lead action level in sampling referred to in 12VAC5-590-405 C 1, the owner shall submit written documentation to the district engineer of the materials evaluation conducted as required in 12VAC5-590-375 B 1, to identify the initial number of lead service lines in the distribution system at the time the waterworks exceeds the lead action level, and provide the owner's schedule for annually replacing at least 7.0% of the initial number of lead service lines in its distribution system.~~
- ~~b. No later than 12 months after the end of a monitoring period in which a waterworks exceeds the lead action level in sampling referred to in 12VAC5-590-405 C 1, and every 12 months thereafter, the owner shall demonstrate to the district engineer in writing that the owner has either:~~

~~(1) Replaced in the previous 12 months at least 7.0% of the initial lead service lines (or a greater number of lines specified by the commissioner under 12VAC5-590-405 C 6) in the distribution system, or~~

~~(2) Conducted sampling that demonstrates that the lead concentration in all service line samples from an individual line(s), taken pursuant to 12VAC5-590-375 B 2 c, is less than or equal to 0.015 mg/L. In such cases, the total number of lines replaced and/or which meet the criteria in 12VAC5-590-405 C 4 shall equal at least 7.0% of the initial number of lead lines identified under subdivision F 5 a of this section (or the percentage specified by the commissioner under 12VAC5-590-405 C 6).~~

~~c. The annual letter submitted to the district engineer under subdivision F 5 b of this section shall contain the following information:~~

~~(1) The number of lead service lines scheduled to be replaced during the previous year of the waterworks' replacement schedule;~~

~~(2) The number and location of each lead service line replaced during the previous year of the waterworks' replacement schedule;~~

~~(3) If measured, the water lead concentration and location of each lead service line sampled, the sampling method, and the date of sampling.~~

~~d. The owner of any waterworks that collects lead service line samples following partial lead service line replacement required by 12VAC5-590-405 C shall report the results to the district engineer within the first ten days of the month following the month in which the owner receives the laboratory results, or as specified by the commissioner. Owners shall also report any additional information as specified by the commissioner, and in a time and manner prescribed by the commissioner, to verify that all partial lead service line replacement activities have taken place.~~

~~6. Public education program reporting requirements. Owners shall report the following information to the district engineer to demonstrate compliance with the requirements of 12VAC5-590-405 D:~~

~~a. The owner of any waterworks that is subject to the public education requirements in 12VAC5-590-405 D shall, within 10 days after the end of each period in which the owner is required to perform public education tasks in accordance with 12VAC5-590-405 D 2, send written notice to the district engineer that contains:~~

~~(1) A demonstration that the owner has delivered the public education materials that meet the content requirements of 12VAC5-590-405 D 1 and the delivery requirements of 12VAC5-590-405 D 2, and~~

~~(2) A list of all the newspapers, radio stations, television stations, and facilities and organizations to which the owner delivered public education materials during the period in which the owner was required to perform public education tasks.~~

~~b. Unless required by the commissioner, an owner who previously has submitted the information required by subdivision F 6 a (2) of this section need not resubmit the information required by subdivision F 6 a (2) of this section, as long as there has~~

been no changes in the distribution list and the owner certifies that the public education materials were distributed to the same list submitted previously.

c. No later than three months following the end of the monitoring period, the owner shall mail a sample copy of the consumer notification of tap results to the district engineer along with a certification that the notification has been distributed in a manner consistent with the requirements of 12VAC5-590-405 D 4.

7. Reporting of additional monitoring data. The owner of any waterworks which collects sampling data in addition to that required by 12VAC5-590-375 shall report the results to the district engineer within the first 10 days following the end of the applicable monitoring period under 12VAC5-590-375 B, 12VAC5-590-375 C, and 12VAC5-590-375 D during which the samples are collected:

8. Reporting of the 90th percentile lead and copper concentrations where the district engineer calculates a waterworks' 90th percentile concentrations. An owner is not required to report the 90th percentile lead and copper concentrations measured from among all lead and copper tap samples collected during each monitoring period, as required by subdivision F 1 a (4) of this section if:

a. The commissioner has previously notified the owner that the district engineer will calculate the waterworks' 90th percentile lead and copper concentrations, based on the lead and copper tap results submitted pursuant to subdivision F 8 b (1) of this section, and has specified a date before the end of the applicable monitoring period by which the owner shall provide the results of the lead and copper tap water samples;

b. The owner has provided the following information to the district engineer by the date specified in subdivision F 8 a of this section:

(1) The results of all tap samples for lead and copper including the location of each site and the criteria under 12VAC5-590-375 B 1 c through 12VAC5-590-375 B 1 f or 12VAC5-590-375 B 1 g under which the site was selected for the waterworks sampling pool, pursuant to subdivision F 1 a (1) of this section;

(2) An identification of sampling sites utilized during the current monitoring period that were not sampled during the previous monitoring periods, and an explanation why sampling sites have changed; and

(3) The district engineer has provided the results of the 90th percentile lead and copper calculations, in writing, to the owner before the end of the monitoring period.

G. Reporting requirements for disinfection byproducts. Owners shall report the following information in accordance with subsection A of this section. (The district engineer may choose to perform calculations and determine whether the PMCL was violated, in lieu of having the owner report that information):

1. Running Annual Average Reporting:

a. The owner of a waterworks monitoring for TTHM and HAA5 under the requirements of 12VAC5-590-370 B 3 e (1) on a quarterly or more frequent basis shall report:

(1) The number of samples taken during the last quarter.

(2) The location, date, and result of each sample taken during the last quarter.

(3) The arithmetic average of all samples taken in the last quarter.

(4) The annual arithmetic average of the quarterly arithmetic averages of this section for the last four quarters.

(5) Whether, based on 12VAC5-590-410 C 2 b (1) (a), the PMCL was violated.

b. The owner of a waterworks monitoring for TTHMs and HAA5 under the requirements of 12VAC5-590-370 B 3 e (1) less frequently than quarterly (but at least annually) shall report:

(1) The number of samples taken during the last year.

(2) The location, date, and result of each sample taken during the last monitoring period.

(3) The arithmetic average of all samples taken over the last year.

(4) Whether, based on 12VAC5-590-410 C 2 b (1) (a) the PMCL was violated.

c. The owner of a waterworks monitoring for TTHMs and HAA5 under the requirements of 12VAC5-590-370 B 3 e (1) less frequently than annually shall report:

(1) The location, date, and result of the last sample taken.

(2) Whether, based on 12VAC5-590-410 C 2 b (1) (a), the PMCL was violated.

2. Locational Running Annual Average (LRAA) Reporting:

a. Owners shall report the following information for each monitoring location to the commissioner:

(1) Number of samples taken during the last quarter.

(2) Date and results of each sample taken during the last quarter.

(3) Arithmetic average of quarterly results for the last four quarters for each LRAA, beginning at the end of the fourth calendar quarter that follows the compliance date and at the end of each subsequent quarter. If the LRAA calculated based on fewer than four quarters of data would cause the PMCL to be exceeded regardless of the monitoring results of subsequent quarters, the owner shall report this information to the commissioner as part of the first report due following the compliance date or anytime thereafter that this determination is made. If the owner is required to conduct monitoring at a

frequency that is less than quarterly, the owner shall make compliance calculations beginning with the first compliance sample taken after the compliance date, unless the owner is required to conduct increased monitoring under 12VAC5-590-370-B-3-e-(3)-(g).

(4) Whether, based on Table 2.13, the PMGL was violated at any monitoring location.

(5) Any operational evaluation levels, under 12VAC5-590-410-C-2-b-(1)-(b)-(iv), that were exceeded during the quarter and, if so, the location and date, and the calculated TTHM and HAA5 levels.

b. Owners of waterworks using surface water or GUDI seeking to qualify for or remain on reduced TTHM/HAA5 monitoring shall report the following source water TOC information for each treatment plant that treats surface water or ground water under the direct influence of surface water to the commissioner within 10 days of the end of any quarter in which monitoring is required:

(1) The number of source water TOC samples taken each month during last quarter.

(2) The date and result of each sample taken during last quarter.

(3) The quarterly average of monthly samples taken during last quarter or the result of the quarterly sample.

(4) The running annual average (RAA) of quarterly averages from the past four quarters.

(5) Whether the RAA exceeded 4.0 mg/L.

3. The owner of a waterworks monitoring for chlorite under the requirements of 12VAC5-590-370-B-3-f shall report:

a. The number of entry point samples taken each month for the last three months.

b. The location, date, and result of each sample (both entry point and distribution system) taken during the last quarter.

c. For each month in the reporting period, the arithmetic average of all samples taken in each three sample set taken in the distribution system.

d. Whether, based on 12VAC5-590-410-C-2-b, the PMGL was violated, in which month and how many times it was violated each month.

4. The owner of a waterworks monitoring for bromate under the requirements of 12VAC5-590-370-B-3-g shall report:

a. The number of samples taken during the last quarter.

b. The location, date, and result of each sample taken during the last quarter.

c. The arithmetic average of the monthly arithmetic averages of all samples taken in the last year.

d. Whether, based on 12VAC5-590-410-C-2-b, the PMGL was violated.

H. Reporting requirements for disinfectants. Owners shall report the information specified below in accordance with subsection A of this section. (The district engineer may choose to perform calculations and determine whether the MRDL was violated, in lieu of having the owner report that information):

1. The owner of a waterworks monitoring for chlorine or chloramines under the requirements of 12VAC5-590-370-B-3-h shall report:

a. The number of samples taken during each month of the last quarter.

b. The monthly arithmetic average of all samples taken in each month for the last 12 months.

c. The arithmetic average of all monthly averages for the last 12 months.

d. Whether, based on 12VAC5-590-410-C-2-c, the MRDL was violated.

2. The owner of a waterworks monitoring for chlorine dioxide under the requirements of 12VAC5-590-370-B-3-h shall report:

a. The dates, results, and locations of samples taken during the last quarter.

b. Whether, based on 12VAC5-590-410-C-2-c, the MRDL was violated.

c. Whether the MRDL was exceeded in any two consecutive daily samples and whether the resulting violation was acute or nonacute.

I. Reporting requirements for disinfection byproduct precursors and enhanced coagulation or enhanced softening. Owners shall report the following information in accordance with subsection A of this section. (The district engineer may choose to perform calculations and determine whether the treatment technique was met, in lieu of having the owner report that information):

1. The owner of a waterworks monitoring monthly or quarterly for TOC under the requirements of 12VAC5-590-370-B-3-i and required to meet the enhanced coagulation or enhanced softening requirements in 12VAC5-590-420-H-2-b or c shall report:

a. The number of paired (source water and treated water) samples taken during the last quarter.

b. The location, date, and results of each paired sample and associated alkalinity taken during the last quarter.

c. For each month in the reporting period that paired samples were taken, the arithmetic average of the percent reduction of TOC for each paired sample and the required TOC percent removal.

d. Calculations for determining compliance with the TOC percent removal requirements, as provided in 12VAC5-590-420-H-3-a.

e. Whether the system is in compliance with the enhanced coagulation or enhanced softening percent removal requirements in 12VAC5-590-420-H-2-a for the last four quarters.

2. The owner of a waterworks monitoring monthly or quarterly for TOC under the requirements of 12VAC5-590-370 B 3 i and meeting one or more of the alternative compliance criteria in 12VAC5-590-420 H 1 b or c shall report:

- a. The alternative compliance criterion that the system is using.
- b. The number of paired samples taken during the last quarter.
- c. The location, date, and result of each paired sample and associated alkalinity taken during the last quarter.
- d. The running annual arithmetic average based on monthly averages (or quarterly samples) of source water TOC for systems meeting a criterion in 12VAC5-590-420 H 1 b (1) or (3) or of treated water TOC for systems meeting the criterion in 12VAC5-590-420 H 1 b (2).
- e. The running annual arithmetic average based on monthly averages (or quarterly samples) of source water SUVA for systems meeting the criterion in 12VAC5-590-420 H 1 b (5) or of treated water SUVA for systems meeting the criterion in 12VAC5-590-420 H 1 b (6).
- f. The running annual average of source water alkalinity for systems meeting the criterion in 12VAC5-590-420 H 1 b (3) and of treated water alkalinity for systems meeting the criterion in 12VAC5-590-420 H 1 c (1).
- g. The running annual average for both TTHM and HAA5 for systems meeting the criterion in 12VAC5-590-420 H 1 b (3) or (4).
- h. The running annual average of the amount of magnesium hardness removal (as CaCO₃, in mg/L) for systems meeting the criterion in 12VAC5-590-420 H 1 c (2).
- i. Whether the system is in compliance with the particular alternative compliance criterion in 12VAC5-590-420 H 1 b or c.

J. Reporting of analytical results to the district engineer will not be required in instances where the state laboratory performs the analysis and reports same to the district engineer.

K. Recycle flow reporting requirements. The owner of any waterworks supplied by a surface water source and waterworks supplied by a groundwater source under the direct influence of surface water that employs conventional filtration or direct filtration treatment shall notify the commissioner in writing by December 8, 2003, if the system recycles spent filter backwash water, thickener supernatant, or liquids from dewatering processes. This notification shall include, as a minimum:

- 1. A plant schematic showing the origin of all flows that are recycled, including but not limited to spent filter backwash water, thickener supernatant, and liquids from dewatering processes. The schematic shall also specify the hydraulic conveyance used to transport all recycle flows and the location where recycle flows are reintroduced back into the treatment plant.
- 2. Typical recycle flow in gallons per minute (gpm), the highest observed plant flow experienced in the previous year (gpm), design flow for the treatment plant (gpm), and state-approved operating capacity for the plant.

L. Reporting of requirements for enhanced treatment for cryptosporidium:

- 1. Owners shall report sampling schedules under 12VAC5-590-420 B 3 a (5) and source water monitoring results under subsection E 1 c of this section unless they notify the commissioner that they will not conduct source water monitoring due to meeting the criteria of 12VAC5-590-420 B 3 a (4).
- 2. Owners shall report the use of uncovered finished water storage facilities to the commissioner as described in 12VAC5-590-420 L.
- 3. Owners of waterworks that provide filtration shall report their Cryptosporidium bin classification as described in 12VAC-590-420 B 3 e.
- 4. Owners shall report disinfection profiles and benchmarks to the commissioner as described in 12VAC5-590-420 B 3 b (1) through (2) prior to making a significant change in disinfection practice.
- 5. Owners shall report to the commissioner in accordance with the following table for any microbial toolbox options used to comply with treatment requirements under 12VAC5-590-420 B 3 c (2). Alternatively, the commissioner may approve a waterworks to certify operation within required parameters for treatment credit rather than reporting monthly operational data for toolbox options.

Microbial Toolbox Reporting Requirements

Toolbox option	Owners shall submit the following information	On the following schedule
Alternative source/intake management	Verification that waterworks has relocated the intake or adopted the intake withdrawal procedure reflected in monitoring results	No later than the applicable treatment compliance date in 12VAC5-590-420 B 3 c (3).
Presedimentation	Monthly verification of the following: (i) Continuous basin operation (ii) Treatment of 100% of the flow (iii) Continuous addition of a coagulant (iv) At least 0.5-log mean reduction of influent turbidity or compliance with alternative performance criteria approved by the commissioner	Monthly reporting within 10 days following the month in which the monitoring was conducted, beginning on the applicable treatment compliance date in 12VAC5-590-420 B 3 c (3).

Two-stage lime softening	<p>Monthly verification of the following:</p> <ul style="list-style-type: none"> (i) Chemical addition and hardness precipitation occurred in two separate and sequential softening stages prior to filtration (ii) Both stages treated 100% of the plant flow 	Monthly reporting within 10 days following the month in which the monitoring was conducted, beginning on the applicable treatment compliance date in 12VAC5-590-420-B-3-c(3).
Bank filtration	<p>Initial demonstration of the following:</p> <ul style="list-style-type: none"> (i) Unconsolidated, predominantly sandy aquifer (ii) Setback distance of at least 25 ft. (0.5-log credit) or 50 ft. (1.0-log credit) 	No later than the applicable treatment compliance date in 12VAC5-590-420-B-3-c(3).
	If monthly average of daily max turbidity is greater than 1.0 NTU then system shall report result and submit an assessment of the cause	Report within 30 days following the month in which the monitoring was conducted, beginning on the applicable treatment compliance date in 12VAC5-590-420-B-3-c(3).
Combined filter performance	Monthly verification of combined filter effluent (CFE) turbidity levels less than or equal to 0.15 NTU in at least 95% of the four-hour CFE measurements taken each month	Monthly reporting within 10 days following the month in which the monitoring was conducted, beginning on the applicable treatment compliance date in 12VAC5-590-420-B-3-c(3).
Individual filter performance	<p>Monthly verification of the following:</p> <ul style="list-style-type: none"> (i) Individual filter effluent (IFE) turbidity levels less than or equal to 0.15 NTU in at least 95% of samples each month in each filter (ii) No individual filter greater than 0.3 NTU in two consecutive readings 15 minutes apart 	Monthly reporting within 10 days following the month in which the monitoring was conducted, beginning on the applicable treatment compliance date in 12VAC5-590-420-B-3-c(3).
Demonstration of performance	Results from testing following a protocol approved by the commissioner	No later than the applicable treatment compliance date in 12VAC5-590-420-B-3-c(3).
	(ii) As required by the commissioner, monthly verification of operation within conditions of commissioner approval for demonstration of performance credit	Within 10 days following the month in which monitoring was conducted, beginning on the applicable treatment compliance date in 12VAC5-590-420-B-3-c(3).
Bag filters and cartridge filters	<p>Demonstration that the following criteria are met:</p> <ul style="list-style-type: none"> (i) Process meets the definition of bag or cartridge filtration (ii) Removal efficiency established through challenge testing that meets criteria in 12VAC5-590-420-B-3-d(6)(a) 	No later than the applicable treatment compliance date in 12VAC5-590-420-B-3-c(3).
	Monthly verification that 100% of plant flow was filtered	Within 10 days following the month in which monitoring was conducted, beginning on the applicable treatment compliance date in 12VAC5-590-420-B-3-c(3).
Membrane filtration	<p>Results of verification testing demonstrating the following:</p> <ul style="list-style-type: none"> (i) Removal efficiency established through challenge testing that meets criteria in subsection J of this section (ii) Integrity test method and parameters, including resolution, sensitivity, test frequency, control limits, and associated baseline 	No later than the applicable treatment compliance date in 12VAC5-590-420-B-3-c(3).
	<p>Monthly report summarizing the following:</p> <ul style="list-style-type: none"> (i) All direct integrity tests above the control limit (ii) If applicable, any turbidity or alternative indirect integrity monitoring approved by the commissioner results triggering direct integrity testing and the corrective action that was taken 	Within 10 days following the month in which monitoring was conducted, beginning on the applicable treatment compliance date in 12VAC5-590-420-B-3-c(3).

Second-stage filtration	Monthly verification that 100% of flow was filtered through both stages and that first stage was preceded by a coagulation step	Within 10 days following the month in which monitoring was conducted, beginning on the applicable treatment compliance date in 12VAC5-590-420-B-3-c(3).
Slow sand filtration (as secondary filter)	Monthly verification that both a slow sand filter and a preceding separate stage of filtration treated 100% of flow from surface water or groundwater under the direct influence of surface water sources	Within 10 days following the month in which monitoring was conducted, beginning on the applicable treatment compliance date in 12VAC5-590-420-B-3-c(3).
Chlorine dioxide	Summary of CT values for each day as described in 12VAC5-590-420-B-3-d(7)(b)(i)	Within 10 days following the month in which monitoring was conducted, beginning on the applicable treatment compliance date in 12VAC5-590-420-B-3-c(3).
Ozone	Summary of CT values for each day as described in 12VAC5-590-420-B-3-d(7)(b)(ii)	Within 10 days following the month in which monitoring was conducted, beginning on the applicable treatment compliance date in 12VAC5-590-420-B-3-c(3).
UV	Validation test results demonstrating operating conditions that achieve required UV dose	No later than the applicable treatment compliance date in 12VAC5-590-420-B-3-c(3).
	Monthly report summarizing the percentage of water entering the distribution system that was not treated by UV reactors operating within validated conditions for the required dose as specified in 12VAC5-590-420-B-3-d(7)(c)	Within 10 days following the month in which monitoring was conducted, beginning on the applicable treatment compliance date in 12VAC5-590-420-B-3-c(3).

MK. Reporting requirements for groundwater systems. Owners of groundwater systems shall report the following information in accordance with subsection A of this section.

1. Owners of groundwater systems conducting compliance monitoring as required by 12VAC5-590-421 C shall notify the ODW department as soon as possible any time the groundwater system fails to meet the ODW department specified minimum residual disinfectant concentration for more than four hours, but no later than the next business day.
2. Owners of groundwater systems that are required to conduct corrective action as described in 12VAC5-590-421 A shall notify the ODW department within 30 days of completion of corrective action.
3. Owners of groundwater systems subject to the source monitoring requirements of 12VAC5-590-379 that do not conduct this monitoring under the provision of 12VAC5-590-380 E, shall provide documentation to the ODW department within 30 days of the collection that the sample met the criteria defined in 12VAC5-590-380 E.

~~N. Information to be included on the operation monthly report shall be determined by the commissioner for each waterworks on an individual basis. Appendix G contains suggested monthly operation report requirements.~~

12VAC5-590-531. Reporting requirements for filtration treatment and disinfection treatment.

A. The owner of a waterworks using surface water or a GUDI source shall report monthly to the department the following specified information.

1. Turbidity measurements as required by 12VAC5-590-376 B shall be reported within ten days after the end of each month the waterworks serves water to the public. Information that shall be reported includes:

- a. The total number of filtered water turbidity measurements collected during the month.
- b. The number and percentage of filtered water turbidity measurements collected during the month that are less than or equal to the turbidity limits specified in 12VAC5-590-395 A 2 b for the filtration technology being used.
- c. The owners of waterworks that use lime softening may apply to the commissioner for alternative exceedance levels for the levels specified in subdivision A 1 b of this section if they can demonstrate that higher turbidity levels in individual filters are due to lime carryover only and not due to degraded filter performance.

2. The owner of a waterworks with combined distribution systems serving at least 10,000 persons using surface water or a GUDI source that provides conventional filtration treatment or direct filtration shall report monthly to the commissioner the information specified in subdivisions A 2 a and A 2 b of this section. Also, the owner of a waterworks that provides filtration approved under 12VAC5-590-395 A 2 b shall report monthly to the department the information specified in subdivisions A 2 a and A 2 b of this section.

- a. Turbidity measurements collected to meet 12VAC5-590-395 A 2 b shall be reported within 10 days after the end of each month the waterworks serves water to the public. Information that shall be reported includes:
 - (1) The total number of filtered water turbidity measurements collected during the month.
 - (2) The number and percentage of filtered water turbidity measurements collected during the month that are less than or equal to the turbidity limits specified in 12VAC5-590-395 A 2 b.
 - (3) The date and value of any turbidity measurements collected during the month that exceed 1 NTU for waterworks using

conventional filtration treatment or direct filtration, or that exceed the maximum level set by the commissioner under 12VAC5-590-395 A 2 b.

b. The owner shall maintain the results of individual filter monitoring collected under 12VAC5-590-376 B for at least three years. The owner shall report the completion of individual filter turbidity monitoring under 12VAC5-590-376 B within ten days after the end of each month the waterworks serves water to the public. Owners shall report individual filter turbidity measurement results collected under 12VAC5-590-376 B within ten days after the end of each month the waterworks serves water to the public only if measurements demonstrate one or more of the conditions in 12VAC5-590-395 A 2 b. Owners of waterworks that use lime softening may apply to the commissioner for alternative exceedance levels for the levels specified in 12VAC5-590-395 A 2 b if they can demonstrate that higher turbidity levels in individual filters are due to lime carryover only and not due to degraded filter performance.

3. For waterworks with combined distribution systems serving 10,000 or more persons:

a. For any individual filter that has a measured turbidity level of greater than 1.0 NTU in two consecutive measurements collected 15 minutes apart, the owner shall report the filter number, the turbidity measurement, and the date, or dates, on which the exceedance occurred. In addition, the owner shall either produce a filter profile for the filter within seven days of the exceedance (if the owner is not able to identify an obvious reason for the abnormal filter performance) and report that the profile has been produced or report the obvious reason for the exceedance.

b. For any individual filter that has a measured turbidity level of greater than 0.5 NTU in two consecutive measurements collected 15 minutes apart at the end of the first four hours of continuous filter operation after the filter has been backwashed or otherwise taken offline, the owner shall report the filter number, the turbidity, and the date, or dates, on which the exceedance occurred. In addition, the owner shall either produce a filter profile for the filter within seven days of the exceedance (if the owner is not able to identify an obvious reason for the abnormal filter performance) and report that the profile has been produced or report the obvious reason for the exceedance.

c. For any individual filter that has a measured turbidity level of greater than 1.0 NTU in two consecutive measurements collected 15 minutes apart at any time in each of three consecutive months, the owner shall report the filter number, the turbidity measurement, and the date, or dates, on which the exceedance occurred. In addition, the waterworks shall conduct a self-assessment of the filter within 14 days of the exceedance and report that the self-assessment was conducted. The self-assessment shall consist of at least the following components: assessment of filter performance; development of a filter profile; identification and prioritization of factors limiting filter performance; assessment of the applicability of corrections; and preparation of a filter self-assessment report.

d. For any individual filter that has a measured turbidity level of greater than 2.0 NTU in two consecutive measurements collected 15 minutes apart at any time in each of two consecutive months, the owner shall report the filter number, the turbidity measurement, and the date, or dates, on which the exceedance occurred. In addition, the owner shall arrange for the conduct of a comprehensive performance evaluation (CPE) by the commissioner or a third party approved by the commissioner no later than 30 days following the exceedance and have the evaluation completed and submitted to the commissioner no later than 90 days following the exceedance. A CPE means a thorough evaluation and analysis of a water treatment plant's performance-based capabilities and associated administrative, operational, and maintenance practices. A CPE is conducted to identify factors that may be adversely impacting a water treatment plant's capability to achieve compliance, and emphasizes approaches that can be implemented without significant capital improvements.

4. For waterworks with combined distribution systems serving less than 10,000 persons:

a. For any individual filter (or the turbidity of combined filter effluent for waterworks with two filters that monitor combined filter effluent in lieu of individual filters) that has a measured turbidity level of greater than 1.0 NTU in two consecutive measurements collected 15 minutes apart, the owner shall report the filter number or numbers, the turbidity measurements, and the date, or dates, on which the exceedance occurred and the cause (if known) for the exceedances.

b. For any individual filter (or the turbidity of combined filter effluent for waterworks with two filters that monitor combined filter effluent in lieu of individual filters) that has a measured turbidity level of greater than 1.0 NTU in two consecutive measurements collected 15 minutes apart at any time in each of three consecutive months, the owner shall conduct a self-assessment of the filter or filters within 14 days of the day the filter exceeded 1.0 NTU unless a comprehensive performance evaluation as specified in subdivision A 4 c of this section was required. Waterworks with two filters that monitor the combined filter effluent in lieu of individual filters shall conduct a self-assessment on both filters. The self-assessment shall be reported to the commissioner and consist of at least the following components: date the self-assessment was triggered; date the self-assessment was completed; an assessment of filter performance; development of a filter profile; identification and prioritization of factors limiting filter performance; assessment of the applicability of corrections; and preparation of a filter self-assessment report. The self-assessment shall be submitted within 10 days after the end of the month or 14 days after the self-assessment was triggered only if it was triggered during the last four days of the month.

c. For any individual filter (or the turbidity of combined filter effluent for waterworks with two filters that monitor combined filter effluent in lieu of individual filters) that has a measured turbidity level of greater than 2.0 NTU in two consecutive measurements collected 15 minutes apart at any time in each of two consecutive months, the owner shall arrange for a CPE, as defined in subdivision A 3 d of this section, by the commissioner or a third party approved by the commissioner no later than 60 days following the day the filter exceeded 2.0 NTU in two consecutive months. The owner shall report within ten days after the end of the month that a comprehensive performance evaluation is required and the date that it was

triggered. If a comprehensive performance evaluation has been completed by the commissioner or a third party approved by the commissioner within the 12 prior months or the owner and the commissioner are jointly participating in an ongoing comprehensive technical assistance project at the waterworks, a new comprehensive performance evaluation is not required. If conducted, a comprehensive performance evaluation shall be completed and submitted to the commissioner no later than 120 days following the day the filter exceeded 2.0 NTU in two consecutive measurements for the second straight month.

5. Reporting Cryptosporidium monitoring results.

a. Owners shall report results from the source water monitoring required in 12VAC5-590-401 B no later than 10 days after the end of the first month following the month when the sample is collected.

b. Owners shall report the following data elements for each Cryptosporidium analysis:

(1) PWS ID;

(2) Facility ID;

(3) Sample collection date;

(4) Sample type (field or matrix spike);

(5) Sample volume filtered (L), to nearest 1/4 L;

(6) Was 100% of filtered volume examined; and

(7) Number of oocysts counted.

c. Quality control for Cryptosporidium analysis

(1) For matrix spike samples, the owner shall also report the sample volume spiked and estimated number of oocysts spiked. These data are not required for field samples.

(2) For samples in which less than 10 L is filtered or less than 100% of the sample volume is examined, the owner shall also report the number of filters used and the packed pellet volume.

(3) For samples in which less than 100% of sample volume is examined, the owner shall also report the volume of re-suspended concentrate and volume of this re-suspension processed through immunomagnetic separation.

d. Owners shall report the following data elements for each E. coli analysis:

(1) PWS ID;

(2) Facility ID;

(3) Sample collection date;

(4) Analytical method number;

(5) Method type;

(6) Source type (flowing stream, lake reservoir, GUDI source);

(7) E. coli/100 mL; and

(8) Turbidity

e. Owners of waterworks serving fewer than 10,000 persons that are not required to monitor for turbidity under in 12VAC5-590-401 B are not required to report turbidity with their E. coli results.

B. Reporting of requirements for enhanced treatment for Cryptosporidium.

1. Owners shall report sampling schedules under 12VAC5-590-401 B and source water monitoring results under 12VAC5-590-531 A 5 unless they notify the commissioner that they will not conduct source water monitoring due to meeting the criteria of 12VAC5-590-401 B 4.

2. Owners shall report the use of uncovered finished water storage facilities to the commissioner as described in 12VAC5-590-415.

3. Owners of waterworks that provide filtration shall report their Cryptosporidium bin classification as described in 12VAC5-590-401 D.

4. Owners shall report disinfection profiles and benchmarks to the commissioner as described in 12VAC5-590-401 C 1 and VAC5-590-401 C 2 prior to making a significant change in disinfection practice.

5. Owners shall report to the commissioner in accordance with Table 531.1 for any microbial toolbox options used to comply with treatment requirements under 12VAC5-590-401 D 2. Alternatively, the commissioner may approve a waterworks to certify operation within required parameters for treatment credit rather than reporting monthly operational data for toolbox options.

<u>TABLE 531.1.</u> <u>Microbial Toolbox Reporting Requirements.</u>		
<u>Toolbox option</u>	<u>Owners shall submit the following information:</u>	<u>On the following schedule:</u>
<u>Alternative</u>	<u>Verification that the waterworks has relocated the intake or</u>	<u>No later than the applicable treatment</u>

source/intake management	adopted the intake withdrawal procedure reflected in <u>monitoring results.</u>	compliance date in 12VAC5-590-401 D 3.
Presedimentation	Monthly verification of the following: (i) <u>Continuous basin operation;</u> (ii) <u>Treatment of 100% of the flow;</u> (iii) <u>Continuous addition of a coagulant; and,</u> (iv) <u>At least 0.5-log mean reduction of influent turbidity or compliance with alternative performance criteria approved by the commissioner.</u>	Monthly reporting within 10 days following the month in which the monitoring was conducted, beginning on the applicable treatment compliance date in 12VAC5-590-401 D 3.
Two-stage lime softening	Monthly verification of the following: (i) <u>Chemical addition and hardness precipitation occurred in two separate and sequential softening stages prior to filtration; and,</u> (ii) <u>Both stages treated 100% of the water treatment plant flow.</u>	Monthly reporting within 10 days following the month in which the monitoring was conducted, beginning on the applicable treatment compliance date in 12VAC5-590-401 D 3.
Bank filtration	Initial demonstration of the following: (i) <u>Unconsolidated, predominantly sandy aquifer; and,</u> (ii) <u>Setback distance of at least 25 ft. (0.5-log credit) or 50 ft. (1.0-log credit).</u>	No later than the applicable treatment compliance date in-12VAC5-590-401 D 3.
	<u>If monthly average of daily maximum turbidity is greater than 1 NTU then waterworks shall report the result and submit an assessment of the cause.</u>	Report within 30 days following the month in which the monitoring was conducted, beginning on the applicable treatment compliance date in 12VAC5-590-401 D 3.
Combined filter performance	Monthly verification of combined filter effluent (CFE) turbidity levels less than or equal to 0.15 NTU in at least 95% of the four-hour CFE measurements collected each month.	Monthly reporting within 10 days following the month in which the monitoring was conducted, beginning on the applicable treatment compliance date in 12VAC5-590-401 D 3.
Individual filter performance	Monthly verification of the following: (i) <u>Individual filter effluent turbidity levels less than or equal to 0.15 NTU in at least 95% of samples each month in each filter; and,</u> (ii) <u>No individual filter greater than 0.3 NTU in two consecutive readings 15 minutes apart.</u>	Monthly reporting within 10 days following the month in which the monitoring was conducted, beginning on the applicable treatment compliance date in 12VAC5-590-401 D 3.
Demonstration of performance	Results from testing following a protocol approved by the commissioner.	No later than the applicable treatment compliance date in 12VAC5-590-401 D 3.
	<u>As required by the commissioner, monthly verification of operation within conditions of commissioner approval for demonstration of performance credit.</u>	Within 10 days following the month in which monitoring was conducted, beginning on the applicable treatment compliance date in 12VAC5-590-401 D 3.
Bag filters and cartridge filters	Demonstration that the following criteria are met: (i) <u>Process meets the definition of bag or cartridge filtration; and,</u> (ii) <u>Removal efficiency established through challenge testing that meets criteria in 12VAC5-590-401 E 6 a.</u>	No later than the applicable treatment compliance date in 12VAC5-590-401 D 3.
	Monthly verification that 100% of the water treatment plant flow was filtered.	Within 10 days following the month in which monitoring was conducted, beginning on the applicable treatment compliance date in 12VAC5-590-401 D 3.
	Results of verification testing demonstrating the following: (i) <u>Removal efficiency established through challenge testing that meets criteria in subsection B 5 of this section; and,</u> (ii) <u>Integrity test method and parameters, including resolution, sensitivity, test frequency, control limits, and</u>	No later than the applicable treatment compliance date in 12VAC5-590-401 D 3.

Membrane filtration	associated baseline.	
	Monthly report summarizing the following: (i) All direct integrity tests above the control limit; and (ii) If applicable, any turbidity or alternative indirect integrity monitoring approved by the commissioner results triggering direct integrity testing and the corrective action that was taken.	Within 10 days following the month in which monitoring was conducted, beginning on the applicable treatment compliance date in 12VAC5-590-401 D 3.
Second stage filtration	Monthly verification that 100% of flow was filtered through both stages and that first stage was preceded by a coagulation step.	Within 10 days following the month in which monitoring was conducted, beginning on the applicable treatment compliance date in 12VAC5-590-401 D 3.
Slow sand filtration (as secondary filter)	Monthly verification that both a slow sand filter and a preceding separate stage of filtration treated 100% of flow from surface water or groundwater under the direct influence of surface water.	Within 10 days following the month in which monitoring was conducted, beginning on the applicable treatment compliance date in 12VAC5-590-401 D 3.
Chlorine dioxide	Summary of CT values for each day as described in 12VAC5-590-401 E 7 b (1).	Within 10 days following the month in which monitoring was conducted, beginning on the applicable treatment compliance date in 12VAC5-590-401 D 3.
Ozone	Summary of CT values for each day as described in 12VAC5-590-401 E 7 b (2).	Within 10 days following the month in which monitoring was conducted, beginning on the applicable treatment compliance date in 12VAC5-590-401D 3.
UV	Validation test results demonstrating operating conditions that achieve required UV dose.	No later than the applicable treatment compliance date in 12VAC5-590-401 D 3.
	Monthly report summarizing the percentage of water entering the distribution system that was not treated by UV reactors operating within validated conditions for the required dose as specified in 12VAC5-590-401 E 7 c (1).	Within 10 days following the month in which monitoring was conducted, beginning on the applicable treatment compliance date in 12VAC5-590-401 D 3.

C. Disinfection information specified below shall be reported to the department within ten days after the end of each month the waterworks serves water to the public. Information that shall be reported includes:

1. For each day, the lowest measurement of residual disinfectant concentration in mg/L in water entering the distribution system.
2. The date and duration of each period when the residual disinfectant concentration in water entering the distribution system fell below 0.2 mg/L and when the department was notified of the occurrence.
3. The following information on the samples collected in the distribution system in conjunction with total coliform monitoring pursuant to 12VAC5-590-395 A 2.
 - a. Number of instances where the residual disinfectant concentration is measured;
 - b. Number of instances where the residual disinfectant concentration is not measured but HPC is measured;
 - c. Number of instances where the residual disinfectant concentration is measured but not detected and no HPC is measured;
 - d. Number of instances where no residual disinfectant concentration is detected and where HPC is greater than 500/mL;
 - e. Number of instances where the residual disinfectant concentration is not measured and HPC is greater than 500/mL; and
 - f. For the current and previous month the waterworks serves water to the public, the value of "V", in %, in the following formula:

$$V = \left[\frac{(c+d+e)}{(a+b)} \right] * 100$$

- a = the value in subdivision C 3 a of this section
b = the value in subdivision C 3 b of this section
c = the value in subdivision C 3 c of this section
d = the value in subdivision C 3 d of this section

e = the value in subdivision C 3 e of this section

g. The commissioner may determine that, based on site-specific considerations, if an owner has no means for having a sample transported and analyzed for HPC by a certified laboratory under the requisite time and temperature conditions and the waterworks is providing adequate disinfection in the distribution system, the HPC compliance requirements of subdivisions C 3 a through C 3 f of this section do not apply.

4. An owner need not report the data listed in subdivision C1 of this section if all data listed in subdivisions C 1 through C 3 of this section remain on file at the waterworks and the commissioner determines that the owner has submitted all of the information required by subdivisions C 1 through C 3 of this section for the last 12 months.

5. Waterworks using disinfection oxidants other than free chlorine after filtration shall continue to record disinfection profile measurements and incorporate log inactivation computations into their Monthly Operation Reports, as described in 12VAC5-590-570.

D. Reporting requirements for disinfection byproducts. Owners shall report the following information to the department in accordance with 12VAC5-590-530. The commissioner may choose to perform calculations and determine whether the PMCL was violated, in lieu of having the owner report that information.

1. Locational Running Annual Average (LRAA) Reporting:

a. Owners shall report the following information for each monitoring location to the commissioner:

(1) Number of samples collected during the last quarter.

(2) Date and results of each sample collected during the last quarter.

(3) Arithmetic average of quarterly results for the last four quarters for each LRAA, beginning at the end of the fourth calendar quarter that follows the compliance date and at the end of each subsequent quarter. If the LRAA calculated based on fewer than four quarters of data would cause the PMCL to be exceeded regardless of the monitoring results of subsequent quarters, the owner shall report this information to the commissioner as part of the first report due following the compliance date or anytime thereafter that this determination is made. If the owner is required to conduct monitoring at a frequency that is less than quarterly, the owner shall make compliance calculations beginning with the first compliance sample collected after the compliance date, unless the owner is required to conduct increased monitoring under 12VAC5-590-374 F 5.

(4) Whether, based on 12VAC5-590-384 B 1, the PMCL was violated at any monitoring location.

(5) Any operational evaluation levels, under 12VAC5-590-384 B 1 d, that were exceeded during the quarter and, if so, the location and date, and the calculated TTHM and HAA5 levels.

b. Owners of waterworks using surface water or a GUDI source seeking to qualify for or remain on reduced TTHM/HAA5 monitoring shall report the following source water TOC information for each water treatment plant that treats surface water or ground water under the direct influence of surface water to the commissioner within 10 days of the end of any quarter in which monitoring is required:

(1) The number of source water TOC samples collected each month during last quarter.

(2) The date and result of each sample collected during last quarter.

(3) The quarterly average of monthly samples collected during last quarter or the result of the quarterly sample.

(4) The running annual average (RAA) of quarterly averages from the past four quarters.

(5) Whether the RAA exceeded 4.0 mg/L.

2. The owner of a waterworks monitoring for chlorite under the requirements of 12VAC5-590-374 G shall report:

a. The number of entry point samples collected each month for the last three months.

b. The location, date, and result of each sample (both entry point and distribution system) collected during the last quarter.

c. For each month in the reporting period, the arithmetic average of all samples collected in each three sample set collected in the distribution system.

d. Whether, based on 12VAC5-590-384 B 3, the PMCL was violated, in which month and how many times it was violated each month.

3. The owner of a waterworks monitoring for bromate under the requirements of 12VAC5-590-374 H shall report:

a. The number of samples collected during the last quarter.

b. The location, date, and result of each sample collected during the last quarter.

c. The arithmetic average of the monthly arithmetic averages of all samples collected in the last year.

d. Whether, based on 12VAC5-590-384 B 2, the PMCL was violated.

E. Reporting requirements for disinfectants. Owners shall report the information specified below to the department in accordance with 12VAC5-590-530 within 10 days after the end of each monitoring period in which samples were collected. (The commissioner may choose to perform calculations and determine whether the MRDL was violated, in lieu of having the owner report that information):

1. The owner of a waterworks monitoring for chlorine or chloramines under the requirements of 12VAC5-590-374 I 1 shall report:

- a. The number of samples collected during each month of the last quarter.
 - b. The monthly arithmetic average of all samples collected in each month for the last 12 months.
 - c. The arithmetic average of all monthly averages for the last 12 months.
 - d. Whether, based on 12VAC5-590-384 C 1, the MRDL was violated.
2. The owner of a waterworks monitoring for chlorine dioxide under the requirements of 12VAC5-590-374 I 2 shall report:
- a. The dates, results, and locations of samples collected during the last quarter.
 - b. Whether, based on 12VAC5-590-384 C 2, the MRDL was violated.
 - c. Whether the MRDL was exceeded in any two consecutive daily samples and whether the resulting violation was acute or nonacute.

F. Reporting requirements for disinfection byproduct precursors and enhanced coagulation or enhanced softening. Owners shall report the following information to the department within 10 days after the end of each monitoring period in which the samples were collected in accordance with subsection A of this section. (The commissioner may choose to perform calculations and determine whether the treatment technique was met, in lieu of having the owner report that information):

1. The owner of a waterworks monitoring monthly or quarterly for TOC under the requirements of 12VAC5-590-374 J and required to meet the enhanced coagulation or enhanced softening requirements in 12VAC5-590-411 A 2 shall report:
 - a. The number of paired (source water and treated water) samples collected during the last quarter.
 - b. The location, date, and results of each paired sample and associated alkalinity collected during the last quarter.
 - c. For each month in the reporting period that paired samples were collected, the arithmetic average of the percent reduction of TOC for each paired sample and the required TOC percent removal.
 - d. Calculations for determining compliance with the TOC percentage removal requirements, as provided in 12VAC5-590-411 A 3.
 - e. Whether the waterworks is in compliance with the enhanced coagulation or enhanced softening percent removal requirements in 12VAC5-590-411 A 2 for the last four quarters.
2. The owner of a waterworks monitoring monthly or quarterly for TOC under the requirements of 12VAC5-590-374 J and meeting one or more of the alternative compliance criteria in 12VAC5-590-411 A 1 b or 12VAC5-590-411 A 1 c shall report:
 - a. The alternative compliance criterion that the waterworks is using.
 - b. The number of paired samples collected during the last quarter.
 - c. The location, date, and result of each paired sample and associated alkalinity collected during the last quarter.
 - d. The running annual arithmetic average based on monthly averages (or quarterly samples) of source water TOC for waterworks meeting a criterion in 12VAC5-590-411 A 1 c (1) or 12VAC5-590-411 A 1 c (3) or of treated water TOC for waterworks meeting the criterion in 12VAC5-590-411 A 1 c (2).
 - e. The running annual arithmetic average based on monthly averages (or quarterly samples) of source water SUVA for waterworks meeting the criterion in 12VAC5-590-411 A 1 c (5) or of treated water SUVA for waterworks meeting the criterion in 12VAC5-590-411 A 1 c (6).
 - f. The running annual average of source water alkalinity for waterworks meeting the criterion in 12VAC5-590-411 A 1 c (3) and of treated water alkalinity for waterworks meeting the criterion in 12VAC5-590-411 A 1 c (1).
 - g. The running annual average for both TTHM and HAA5 for waterworks meeting the criterion in 12VAC5-590-411 A 1 c (3) or 12VAC5-590-411 A 1 c (4).
 - h. The running annual average of the amount of magnesium hardness removal (as CaCO₃, in mg/L) for waterworks meeting the criterion in 12VAC5-590-411 A 1 c (2).
 - i. Whether the waterworks is in compliance with the particular alternative compliance criterion in 12VAC5-590-411 A 1 b or 12VAC5-590-411 A 1 c.

G. Additional reporting requirements. The owner shall report the following incidents within 24 hours to the department:

1. A waterborne disease outbreak that is potentially attributable to that waterworks.
2. Chlorine residual of below 0.2 mg/L in the water entering the distribution system. The owner also shall notify the department by the end of the next business day whether or not the residual was restored to at least 0.2 mg/L within four hours.

12VAC5-590-532. Reporting requirements for lead and copper.

A. All owners shall report all of the following information to the department in accordance with this subsection.

B. Reporting requirements for tap water monitoring for lead and copper and for water quality parameter monitoring.

1. Except as provided in subdivision B 1 g of this section, an owner shall report the information specified below for all tap water samples specified in 12VAC5-590-375 B and for all water quality parameter samples specified in 12VAC5-590-375 C within the first 10 days following the end of each applicable monitoring period specified in 12VAC5-590-375 B and 12VAC5-590-375 C (i.e., every six months, annually, every three years, or every nine years). For monitoring periods with a duration less than six months, the end of the monitoring period is the last date samples can be collected during the period as specified in 12VAC5-590-375 B and 12VAC5-590-375 C.

a. The results of all tap samples for lead and copper including location or a location site code and the criteria under 12VAC5-590-375 B 1 c through 12VAC5-590-375 B 1 f or 12VAC5-590-375 C under which the site was selected for the waterworks' sampling pool.

b. Documentation for each tap water lead or copper sample for which the owner requests invalidation pursuant to 12VAC5-590-375 B 6.

c. The 90th percentile lead and copper concentrations measured from among all lead and copper tap water samples collected during each monitoring period (calculated in accordance with 12VAC5-590-385 C) unless the commissioner calculates the 90th percentile lead and copper levels under Subsection I of this section.

d. With the exception of initial tap sampling conducted pursuant to 12VAC5-590-375 B 4 a, the owner shall designate any site that was not sampled during previous monitoring periods, and include an explanation of why sampling sites have changed.

e. The results of all tap samples for pH, and where applicable, alkalinity, calcium, conductivity, temperature, and orthophosphate or silica collected under 12VAC5-590-375 C 2 through 12VAC5-590-375 C 5.

f. The results of all samples collected at the entry point or points to the distribution system for applicable water quality parameters under 12VAC5-590-375 C 2 through 12VAC5-590-375 C 5.

g. The owner shall report the results of all water quality parameter samples collected under 12VAC5-590-375 C 3 through 12VAC5-590-375 C 6 during each six month monitoring period specified in 12VAC5-590-375 C 4 within the first ten days following the end of the monitoring period unless the commissioner has specified a more frequent reporting requirement.

2. The owner of a nontransient noncommunity waterworks, or a community waterworks meeting the criteria of 12VAC5-590-405 D 2 e, that does not have enough taps that can provide first-draw samples, must either:

a. Provide written documentation to the commissioner identifying standing times and locations for enough non-first-draw samples to make up the sampling pool under 12VAC5-590-375 B 2 e by the start of the first applicable monitoring period under 12VAC5-590-375 B 4, unless the commissioner has waived prior approval of non-first-draw sample sites selected by the owner pursuant to 12VAC5-590-375 B 2 e; or

b. If the commissioner has waived prior approval of non-first-draw sample sites selected by the owner, identify, in writing, each site that did not meet the six hour minimum standing time and the length of standing time for that particular substitute sample collected pursuant to 12VAC5-590-375 B 2 e and include this information with the lead and copper sample results required to be submitted pursuant to subsection B of this section.

3. At a time specified by the commissioner, or if no specific time is designated by the commissioner, then as early as possible prior to the addition of a new source or any long-term change in water treatment, an owner deemed to have optimized corrosion control under 12VAC5-590-405 A 2 b (3); an owner subject to reduced monitoring pursuant to 12VAC5-590-375 B 4 d; or an owner subject to a monitoring waiver pursuant to 12VAC5-590-375 B 7, shall submit written documentation to the department describing the change or addition. The commissioner must approve the addition of a new source or a long-term change in treatment before it is implemented by the owner. Examples of long-term treatment changes include the addition of a new treatment process or modification of an existing treatment process. Examples of modification include switching secondary disinfectants, switching coagulants (e.g., alum to ferric chloride), switching corrosion inhibitor products (e.g., orthophosphate to blended phosphate). Long-term changes can include dose changes to existing chemicals if the waterworks is planning long-term changes to its finished water pH or residual inhibitor concentration. Long-term treatment changes would not include chemical dose fluctuations associated with daily source water quality changes.

4. The owner of any small waterworks applying for a monitoring waiver under 12VAC5-590-375 B 7 or subject to a waiver granted pursuant to 12VAC5-590-375 B 7 c, shall provide the following information to the commissioner in writing by the specified deadline:

a. By the start of the first applicable monitoring period in 12VAC5-590-375 B 4, the owner of any small waterworks applying for a monitoring waiver shall provide the documentation required to demonstrate that it meets the waiver criteria of 12VAC5-590-375 B 7 a and 12VAC5-590-375 B 7 b.

b. No later than nine years after the monitoring previously conducted pursuant to 12VAC5-590-375 B 7 b or 12VAC5-590-375 B 7 d (1), the owner of each small waterworks desiring to maintain its monitoring waiver shall provide the information required by 12VAC5-590-375 B 7 d (1) and 12VAC5-590-375 B 7 d (2).

c. No later than 60 days after becoming aware that it is no longer free of lead-containing or copper-containing material, the owner of each small waterworks with a monitoring waiver shall provide written notification to the department, setting forth the circumstances resulting in the lead-containing or copper-containing materials being introduced into the waterworks and what corrective action, if any, the owner plans to take to remove these materials.

5. The owner of each groundwater-source waterworks that limits water quality parameter monitoring to a subset of entry points under 12VAC5-590-375 C 3 c shall provide, by the commencement of the monitoring, written correspondence to the department that identifies the selected entry points and includes information sufficient to demonstrate that the sites are representative of water quality and treatment conditions throughout the waterworks.

C. Source water monitoring reporting requirements.

1. An owner shall report the sampling results for all source water samples collected in accordance with 12VAC5-590-375 D

within the first 10 days following the end of each source water monitoring period (i.e., annually, per compliance period, per compliance cycle) specified in 12VAC5-590-375 D.

2. With the exception of the first round of source water sampling conducted pursuant to 12VAC5-590-375 D 2, the owner shall specify any site that was not sampled during previous monitoring periods, and include an explanation of why the sampling point has changed.

D. Corrosion control treatment reporting requirements. By the applicable dates under 12VAC5-590-405 A 2 a, owners shall report the following information:

1. For owners demonstrating that they have already optimized corrosion control, information required in 12VAC5-590-405 A 2 b (2) or 12VAC5-590-405 A 2 b (3).

2. For owners required to optimize corrosion control, the owner's recommendation regarding optimal corrosion control treatment under 12VAC5-590-405 A 1 a.

3. For owners required to evaluate the effectiveness of corrosion control treatments under 12VAC5-590-405 A 1 c, the information required by that subdivision.

4. For owners required to install optimal corrosion control designated by the commissioner under 12VAC5-590-405 A 1 d, a letter certifying that the owner has completed installing that treatment.

E. Source water treatment reporting requirements. By the applicable dates in 12VAC5-590-405 B, owners shall provide the following information to the department:

1. If required under 12VAC5-590-405 B 2 a, the owner's recommendation regarding source water treatment; or

2. For owners required to install source water treatment under 12VAC5-590-405 B 2 b, a letter certifying that the owner has completed installing the treatment designated by the commissioner within 24 months after the commissioner designated the treatment.

F. Lead service line replacement reporting requirements. Owners shall report the following information to the department to demonstrate compliance with the requirements of 12VAC5-590-405 C:

1. No later than 12 months after the end of a monitoring period in which a waterworks exceeds the lead action level in sampling referred to in 12VAC5-590-405 C 1, the owner shall submit written documentation to the department of the materials evaluation conducted as required in 12VAC5-590-375 B 1, to identify the initial number of lead service lines in the distribution system at the time the waterworks exceeds the lead action level, and provide the owner's schedule for annually replacing at least 7.0% of the initial number of lead service lines in its distribution system.

2. No later than 12 months after the end of a monitoring period in which a waterworks exceeds the lead action level in sampling referred to in 12VAC5-590-405 C 1, and every 12 months thereafter, the owner shall demonstrate to the department in writing that the owner has either:

a. Replaced in the previous 12 months at least 7.0% of the initial lead service lines (or a greater number of lines specified by the commissioner under 12VAC5-590-405 C 6) in the distribution system, or

b. Conducted sampling that demonstrates that the lead concentration in all service line samples from an individual line or lines, collected pursuant to 12VAC5-590-375 B 2 c, is less than or equal to 0.015 mg/L. In these cases, the total number of lines replaced and/or which meet the criteria in 12VAC5-590-405 C 4 shall equal at least 7.0% of the initial number of lead lines identified under subdivision F 1 of this section (or the percentage specified by the commissioner under 12VAC5-590-405 C 6).

3. The annual letter submitted to the department under subdivision F 2 of this section shall contain the following information:

a. The number of lead service lines scheduled to be replaced during the previous year of the waterworks' replacement schedule;

b. The number and location of each lead service line replaced during the previous year of the waterworks' replacement schedule; and

c. If measured, the water lead concentration and location of each lead service line sampled, the sampling method, and the date of sampling.

4. The owner of any waterworks that collects lead service line samples following partial lead service line replacement required by 12VAC5-590-405 C shall report the results to the department within the first 10 days of the month following the month in which the owner receives the laboratory results, or as specified by the commissioner. Owners shall also report any additional information as specified by the commissioner, and in a time and manner prescribed by the commissioner, to verify that all partial lead service line replacement activities have taken place.

G. Public education program reporting requirements. Owners shall report the following information to the department to demonstrate compliance with the requirements of 12VAC5-590-405 D.

1. The owner of any waterworks that is subject to the public education requirements in 12VAC5-590-405 D shall, within 10 days after the end of each period in which the owner is required to perform public education tasks in accordance with 12VAC5-590-405 D 2, send written notice to the department that contains:

a. A demonstration that the owner has delivered the public education materials that meet the content requirements of 12VAC5-590-405 D 1 and the delivery requirements of 12VAC5-590-405 D 2; and

b. A list of all the newspapers, radio stations, television stations, and facilities and organizations to which the owner delivered public education materials during the period in which the owner was required to perform public education tasks.

2. Unless required by the commissioner, an owner who previously has submitted the information required by subdivision G 1 b of this section need not resubmit the information required by subdivision G 1 b of this section, as long as there has been no changes in the distribution list and the owner certifies that the public education materials were distributed to the same list submitted previously.

3. No later than three months following the end of the monitoring period, the owner shall mail a sample copy of the consumer notification of tap results to the department along with a certification that the notification has been distributed in a manner consistent with the requirements of 12VAC5-590-405 D 4.

H. Reporting of additional monitoring data. The owner of any waterworks that collects sampling data in addition to that required by 12VAC5-590-375 shall report the results to the department within the first 10 days following the end of the applicable monitoring period under 12VAC5-590-375 B, 12VAC5-590-375 C, and 12VAC5-590-375 D during which the samples are collected.

I. Reporting of the 90th percentile lead and copper concentrations where the commissioner calculates a waterworks' 90th percentile concentrations. An owner is not required to report the 90th percentile lead and copper concentrations measured from among all lead and copper tap samples collected during each monitoring period, as required by subdivision B 1 d of this section if:

1. The commissioner has previously notified the owner that the department will calculate the waterworks' 90th percentile lead and copper concentrations, based on the lead and copper tap results submitted pursuant to subdivision I 2 a of this section, and has specified a date before the end of the applicable monitoring period by which the owner shall provide the results of the lead and copper tap water samples;

2. The owner has provided the following information to the department by the date specified in subdivision I 1 of this section:

a. The results of all tap samples for lead and copper including the location of each site and the criteria under 12VAC5-590-375 B 1 c through 12VAC5-590-375 B 1 f or 12VAC5-590-375 B 1 g under which the site was selected for the waterworks sampling pool, pursuant to subdivision B 1 a of this section;

b. An identification of sampling sites utilized during the current monitoring period that were not sampled during the previous monitoring periods, and an explanation why sampling sites have changed; and

c. The commissioner has provided the results of the 90th percentile lead and copper calculations, in writing, to the owner before the end of the monitoring period.

12VAC5-590-540. Public notices.

A. All owners shall give public notice to (i) persons served by the waterworks and (ii) the owner of any consecutive waterworks to which it sells or otherwise provides water under the following circumstances.

1. Tier 1.

a. When E. coli are present in the distribution system, or when the waterworks fails to test for E. coli when any repeat sample tests positive for total coliform;

b. Violation of the PMCL for E.coli;

c. Violation of the PMCL for nitrate, nitrite, or total nitrate and nitrite;

d. Failure to ~~take~~collect a confirmation sample within 24 hours of the waterworks receipt of the first sample showing an exceedance of the nitrate or nitrite PMCL;

e. Exceedance of the nitrate PMCL by noncommunity waterworks, where permitted to exceed the PMCL by the commissioner;

f. Violation of the MRDL for chlorine dioxide when one or more samples ~~taken~~collected in the distribution system the day following an exceedance of the MRDL at the entry point of the distribution system exceed the MRDL;

g. Failure to monitor chlorine dioxide residuals in the distribution system the day following an exceedance of the chlorine dioxide MRDL at the entrance to the distribution system;

h. Violation of the treatment technique requirements for filtration and disinfection resulting from a single exceedance of the maximum allowable turbidity limit, where the commissioner determines after consultation that a Tier 1 notice is required;

i. Failure to consult with the commissioner within 24 hours after the owner learns of the violation of the treatment technique requirements for filtration and disinfection resulting from a single exceedance of the maximum allowable turbidity limit;

j. Occurrence of a waterborne disease outbreak or other waterborne emergency (such as a failure or significant interruption in key water treatment processes, a natural disaster that disrupts the water supply or distribution system, or a chemical spill or unexpected loading of possible pathogens into the source water that significantly increases the potential for drinking water contamination);

k. Detection of E. coli in groundwater source samples; or

l. Other violations or situations with significant potential to have serious adverse effects on human health as a result of short-term exposure, as determined by the commissioner on a case-by-case basis.

2. Tier 2.

a. All violations of the PMCL, MRDL, and treatment technique requirements, except where a Tier 1 public notice is required

or where the commissioner determines that a Tier 1 notice is required per subdivision A 1 I of this ~~subsection~~section;

b. Violations of the monitoring and testing procedure requirements, where the commissioner determines that a Tier 2 rather than a Tier 3 public notice is required, taking into account potential health impacts and persistence of the violation;

c. Failure to comply with the terms and conditions of any variance or exemption in place; or

d. Failure to take corrective action or failure to maintain at least four-log treatment of viruses (using inactivation, removal, or an approved combination of four-log virus inactivation and removal) before or at the first customer under the treatment technique requirements for waterworks with groundwater sources.

3. Tier 3.

a. Monitoring violations, except where a Tier 1 public notice is required per subdivisions A 1 d and A 1 g of this ~~subsection~~section, or where the commissioner determines that a Tier 2 public notice is required per subdivision A 2 b of this ~~subsection~~section;

b. Failure to comply with a testing procedure, except where a Tier 1 notice is required per subdivision A 1 b of this ~~subsection~~section or where the commissioner determines that a Tier 2 notice is required per subdivision A 2 b of this ~~subsection~~section;

c. Operation under a variance or an exemption to a PMCL or treatment technique requirement;

d. Availability of unregulated contaminant monitoring results; or

e. Exceedance of the fluoride ~~secondary maximum contaminant level (SMCL); and SMCL.~~

f. ~~Reporting and recordkeeping violations specified in 12VAC5-590-530 B, C, and D, and 12VAC5-590-550 L.~~

4. The commissioner may require public notice for violations or other situations not listed in this section, or a higher tier of public notice for specific violations and situations listed in this section.

a. The content and extent of distribution of these public notices shall be determined by the commissioner.

b. The owner shall provide the public notice certification required in ~~12VAC5-590-540 N~~ subsection N of this section.

B. If a waterworks has a violation, failure, exceedance, or situation in a portion of the distribution system that is physically or hydraulically isolated from other parts of the distribution system, the commissioner may allow the owner to limit distribution of the public notice to only those persons served by that portion of the waterworks ~~which~~ that is out of compliance. The decision granting limited distribution of the public notice shall be issued in writing.

C. Public notice distribution requirements.

1. For Tier 1 violations, exceedances, or situations, the owner shall:

a. Provide a public notice as soon as practical but no later than 24 hours after the owner learns of the violation, exceedance, or situation;

b. Initiate consultation with the commissioner as soon as practical, but no later than 24 hours after the owner learns of the violation or situation, to determine additional public notice requirements;

c. Comply with any additional public notice requirements, including any repeat notices or direction on the duration of the posted notices; that are established as a result of the consultation with the commissioner. ~~Such~~ These requirements may include the timing, form, manner, frequency, and content of repeat notices (if any) and other actions designed to reach all persons served; and

d. Provide the public notice in a form and manner reasonably calculated to reach all persons served. The form and manner shall fit the specific situation, and shall be designed to reach residential, transient, and non-transient users of the waterworks. In order to reach all persons served, owners shall use, at a minimum, one or more of the following forms of delivery:

(1) Appropriate broadcast media (such as radio and television);

(2) Posting of the public notice in conspicuous locations throughout the area served by the waterworks;

(3) Hand delivery of the public notice to persons served by the water system; or

(4) Another delivery method approved in writing by the commissioner.

2. For Tier 2 violations, exceedances, or situations the owner shall:

a. Provide the public notice as soon as practical, but no later than 30 days after the owner learns of the violation, exceedance, or situation. The commissioner may allow, on a case-by-case determination, additional time for the initial notice of up to three months from the date the owner learns of the violation, exceedance, or situation; however, the commissioner shall not grant an extension to the 30-day deadline for any unresolved violation.

b. Repeat the public notice every three months as long as the violation, exceedance, or situation persists, unless the commissioner determines that appropriate circumstances warrant a different repeat notice frequency. In no circumstance shall the repeat notice be given less frequently than once per year. Repeat notice frequency less than every three months shall not be allowed for (i) a violation as specified in 12VAC5-590-380 B and 12VAC5-590-392 F; (ii) a treatment technique violation for filtration and disinfection; and (iii) other ongoing violations, exceedances, or situations.

c. Consult with the commissioner as soon as practical but no later than 24 hours after the owner learns of a violation of the treatment technique requirements for filtration and disinfection resulting from a single exceedance of the maximum

allowable turbidity limit to determine whether a Tier 1 public notice is required to protect public health. If consultation does not take place within the 24-hour period, the owner shall distribute a Tier 1 public notice of the violation within the next 24 hours (i.e., no later than 48 hours after the owner learns of the violation).

d. Provide the initial public notice and any repeat notices in a form and manner that is reasonably calculated to reach persons served in the required time period.

(1) For community waterworks, the owner shall:

(a) Mail or otherwise directly deliver the public notice to each customer receiving a bill and to other service connections to which water is delivered by the waterworks; and

(b) Use any other distribution method reasonably calculated to reach other persons regularly served by the waterworks, if they would not normally be reached by the notice required in subdivision C 2 d (1) (a) of this ~~subsection~~ section. Such persons may include those who do not pay water bills or do not have service connection addresses (e.g., house renters, apartment dwellers, university students, nursing home patients, prison inmates, etc.). Other methods may include: Publication in a local newspaper; delivery of multiple copies for distribution by customers that provide their drinking water to others (e.g., apartment building owners or large private employers); posting in public places served by the system or on the Internet; or delivery to community organizations.

(2) For noncommunity waterworks, the owner shall:

(a) Post the public notice in conspicuous locations throughout the distribution system frequented by persons served by the waterworks, or by mail or direct delivery to each customer and service connection (where known); and

(b) Use any other method reasonably calculated to reach other persons served by the system if they would not normally be reached by the notice required in subdivision C 2 d (2) (a) of this ~~subsection~~ section. Such persons may include those served who may not see a posted notice because the posted notice is not in a location they routinely pass by.

Other methods may include publication in a local newspaper or newsletter distributed to customers, use of e-mail to notify employees or students, or delivery of multiple copies in central locations (e.g., community centers).

e. Maintain a posted public notice in place for as long as the violation, exceedance, or situation persists, but in no case for less than seven days, even if the violation, exceedance, or situation is resolved.

3. For Tier 3 violations, exceedances, or situations the owner shall:

a. Provide the public notice not later than one year after the owner learns of the violation, exceedance, or situation or begins operating under a variance or exemption.

b. Repeat the public notice annually for as long as the violation, exceedance, variance, exemption, or other situation persists.

c. Maintain a posted public notice in place for as long as the violation, exceedance, variance, exemption, or other situation persists, but in no case less than seven days even if the violation or situation is resolved.

d. Instead of individual Tier 3 public notices, the owner may use an annual report detailing all violations, exceedances, and situations that occurred during the previous twelve months, as long as the timing requirements of subdivision C 3 a of this ~~subsection~~ section are met. For community waterworks the Consumer Confidence Report (CCR) may be used as a vehicle for the initial Tier 3 public notice and all required repeat notices, provided:

(1) The CCR is provided to persons served by the waterworks no later than 12 months after the owner learns of the violation, exceedance, or other situation.

(2) The Tier 3 public notice contained in the CCR meets the content requirements in subsection E D of this section.

(3) The CCR is distributed in a manner meeting the delivery requirements in subdivision ~~D 3 e~~ C 3 e (1) of this section.

e. For community waterworks the owner shall:

(1) Mail or otherwise directly deliver the public notice to each customer receiving a bill and to other service connections to which water is delivered by the waterworks; and

(2) Use any other method reasonably calculated to reach other persons regularly served by the system, if they would not normally be reached by the notice required in subdivision C 3 e (1) of this ~~subsection~~ section. Such persons may include those who do not pay water bills or do not have service connection addresses (e.g., house renters, apartment dwellers, university students, nursing home patients, prison inmates, etc.). Other methods may include publication in a local newspaper, delivery of multiple copies for distribution by customers that provide their drinking water to others (e.g., apartment building owners or large private employers), posting in public places or on the Internet, or delivery to community organizations.

f. For noncommunity waterworks the owner shall:

(1) Post the public notice in conspicuous locations throughout the distribution system frequented by persons served by the waterworks, or by mail or direct delivery to each customer and service connection (where known); and

(2) Use any other method reasonably calculated to reach other persons served by the system, if they would not normally be reached by the notice required in subdivision 3 f (1) of this subsection. Such persons may include those who may not see a posted notice because the notice is not in a location they routinely pass by. Other methods may include: Publication in a local newspaper or newsletter distributed to customers; use of E-mail to notify employees or students; or, delivery of multiple

copies in central locations (e.g., community centers).

D. Public notice contents.

1. Each public notice for PMCL, MRDL, and TT violations and other situations requiring a public notice shall include the following elements:
 - a. A description of the violation, exceedance, or situation, including the contaminant(s) of concern, and (as applicable) the contaminant level(s);
 - b. When the violation or situation occurred;
 - c. Any potential adverse health effects from the violation, exceedance, or situation, including the standard language under subdivision 5 a or 5 b of this subsection, whichever is applicable;
 - d. The population at risk, including subpopulations particularly vulnerable if exposed to the contaminant in their drinking water;
 - e. Whether alternative water supplies should be used;
 - f. What actions consumers should take, including when they should seek medical help, if known;
 - g. What the owner is doing to correct the violation, exceedance, or situation;
 - h. When the owner expects the waterworks to return to compliance or resolve the situation;
 - i. The name, business address, and phone number of the owner, operator, or designee as a source of additional information concerning the notice; and
 - j. A statement to encourage the notice recipient to distribute the public notice to other persons served, using the standard language under subdivision 5 c of this subsection, where applicable.
2. Each public notice for a waterworks that has been granted a variance or exemption shall include the following elements:
 - a. An explanation of the reasons for the variance or exemption;
 - b. The date on which the variance or exemption was issued;
 - c. A brief status report on the steps the owner is taking to install treatment, find alternative sources of water, or otherwise comply with the terms and schedules of the variance or exemption; and
 - d. A notice of any opportunity for public input in the review-evaluation of the variance or exemption.
3. Each public notice for a waterworks that violates the conditions of a variance or exemption shall contain the ten elements listed in subdivision D 1 of this subsection section.
4. Each public notice shall:
 - a. Be displayed in a conspicuous way when printed or posted;
 - b. Not contain overly technical language or very small print;
 - c. Not be formatted in a way that defeats the purpose of the notice;
 - d. Not contain language ~~which~~that nullifies the purpose of the notice;
 - e. Contain information in the appropriate language(s), for waterworks serving a large proportion of non-English speaking consumers, regarding the importance of the notice or contain a telephone number or address where persons served may contact the owner to obtain a translated copy of the notice or to request assistance in the appropriate language.
5. The public notice shall include the following standard language:
 - a. For PMCL or MRDL violations, treatment technique violations, and violations of the condition of a variance or exemption--standard health effects language as specified in Appendix O-12VAC5-590-546 corresponding to each PMCL, MRDL, and treatment technique violation and for each violation of a condition of a variance or exemption. For violation of the treatment technique requirement, the public notice shall also include one or both of the following statements, as appropriate:
 - (1) We failed to conduct the required assessment.
 - (2) We failed to correct all sanitary defects that were identified during the assessment.
 - b. For monitoring and testing procedure violations including failure to monitor for total coliform bacteria or E. coli prior to serving water from a seasonal waterworks--standard language as specified below, including the language necessary to fill in the blanks:

We are required to monitor your drinking water for specific contaminants on a regular basis. Results of regular monitoring are an indicator of whether or not your drinking water meets health standards. During (compliance period), we (did not monitor or test or did not complete all monitoring or testing) for (contaminant(s)), and therefore cannot be sure of the quality of your drinking water during that time.
 - c. For all public notices--standard language (where applicable), as specified below:

Please share this information with all the other people who drink this water, especially those who may not have received this notice directly (for example, people in apartments, nursing homes, schools, and businesses). You can do this by posting this notice in a public place or distributing copies by hand or mail.
 - d. For total coliform bacteria treatment technique violations the public notice shall include the following statement: We found coliforms indicating the need to look for potential problems in our waterworks. When this occurs, we are required to conduct

assessments to identify problems and correct any problems that are found. The public notice shall also include the following statements, as appropriate:

- (1) We failed to conduct the required assessment.
- (2) We failed to correct all sanitary defects that were identified during the assessment.

e. For E. coli treatment technique violations the public notice shall include the following statement: We violated the standard for E. coli, indicating the need to look for potential problems in our waterworks. When this occurs, we are required to conduct a detailed assessment to identify problems and to correct any problems that are found. The public notice shall also include the following statements, as appropriate:

- (1) We failed to conduct the required assessment.
- (2) We failed to correct all sanitary defects that were identified during the assessment.

E. Public notice to new billing units or customers.

1. For community waterworks the owner shall give a copy of the most recent public notice for any continuing violation, variance or exemption, or other ongoing situations requiring a public notice to all new billing units or new customers prior to or at the time service begins.
2. For noncommunity waterworks the owner shall continuously post the public notice in conspicuous locations in order to inform new consumers of any continuing violation, variance or exemption, or other situation requiring a public notice for as long as the violation, variance, exemption, or other situation persists.

F. Special notice of the availability of unregulated contaminant monitoring results.

1. The owner of a community waterworks or non-transient, noncommunity waterworks shall notify persons served by the system of the availability of the results of ~~such~~ the sampling no later than 12 months after the monitoring results are known.
2. The special notice shall meet the requirements for a Tier 3 public notice and shall identify a person and telephone number to contact for information on the monitoring results.

G. Special notice for exceedance of the SMCL for fluoride.

1. Community waterworks that exceed the SMCL of 2 mg/L, but do not exceed the PMCL of 4 mg/L for fluoride, shall provide public notice to persons served as soon as practical but no later than 12 months from the day the owner learns of the exceedance.
2. A copy of the notice shall be sent to all new billing units and new customers at the time service begins and to the ~~district engineer~~ department.
3. The owner shall repeat the notice at least annually for as long as the SMCL is exceeded.
4. If the public notice is posted, the notice shall remain in place for as long as the SMCL is exceeded, but in no case less than seven days even if the exceedance is eliminated.
5. On a case-by-case basis, the commissioner may require an initial notice sooner than 12 months and repeat notices more frequently than annually.
6. The form and manner of the public notice (including repeat notices) shall meet the requirements for a Tier 3 public notice.
7. The public notice shall contain the following language, including the language necessary to fill in the blanks:

This is an alert about your drinking water and a cosmetic dental problem that might affect children under nine years of age. At low levels, fluoride can help prevent cavities, but children drinking water containing more than 2 milligrams per liter (mg/L) of fluoride may develop cosmetic discoloration of their permanent teeth (dental fluorosis). The drinking water provided by your community waterworks (name) has a fluoride concentration of (insert value) mg/L. Dental fluorosis, in its moderate or severe forms, may result in a brown staining and/or pitting of the permanent teeth. This problem occurs only in developing teeth, before they erupt from the gums. Children under nine should be provided with alternative sources of drinking water or water that has been treated to remove the excess fluoride to avoid the possibility of staining and pitting of their permanent teeth. You may also want to contact your dentist about proper use by young children of fluoride-containing products by young children. Older children and adults may safely drink the water. Drinking water containing more than 4 mg/L of fluoride (the U.S. Environmental Protection Agency's drinking water standard) can increase your risk of developing bone disease. Your drinking water does not contain more than 4 mg/L of fluoride, but we are required to notify you when we discover that the fluoride levels in your drinking water exceed 2 mg/L because of this cosmetic dental problem. For more information, please call (name of water system contact) of (name of community waterworks) at (phone number). Some home water treatment units are also available to remove fluoride from drinking water. To learn more about available home water treatment units, you may call NSF International at 4-877-NSF-HELP 1-877-867-3435 or email info@nsf.org.

H. Special notice for nitrate exceedances above PMCL by noncommunity waterworks.

1. The owner of a noncommunity waterworks granted permission by the commissioner to exceed the nitrate PMCL shall provide public notice to persons served meeting the requirements for a Tier 1 notice.
2. The public notice shall be posted continuously and shall indicate the fact that nitrate levels exceed 10 mg/L and the potential health effects of exposure, meeting the requirements for Tier 1 public notice delivery and content.

I. Special notice for repeated failure to conduct sampling of the source water for Cryptosporidium.

1. An owner who is required to sample source water shall provide public notice to persons served when he has failed to collect

any three months of required samples. The form and manner of the public notice shall satisfy the requirements of a Tier 2 notice, and the notice shall be repeated in accordance with the requirements of a Tier 2 notice.

2. The notice shall contain the following language, including the language to fill in the blanks:

We are required to monitor the source of your drinking water for Cryptosporidium. Results of the monitoring are to be used to determine whether water treatment at the [blank – fill in treatment plant name] is sufficient to adequately remove Cryptosporidium from your drinking water. We are required to complete this monitoring and make this determination by [blank – fill in required bin determination date]. We "did not monitor" or "did not complete all monitoring or testing" on schedule and, therefore, we may not be able to determine by the required date what treatment modifications, if any, shall be made to ensure adequate Cryptosporidium removal. Missing this deadline may, in turn, jeopardize our ability to have the required treatment modifications, if any, completed by the deadline required, [blank – fill in date].

For more information, please call [blank – fill in name of waterworks contact] of [blank – fill in name of waterworks] at [blank – fill in phone number].

3. The notice shall contain a description of what the owner is doing to correct the violation and when the owner expects the waterworks to return to compliance or resolve the situation.

J. Special notice for failure to determine bin classification or mean Cryptosporidium level.

1. An owner who is required to determine a bin classification or to determine mean Cryptosporidium level shall provide public notice to persons served when the determination has not been made as required. The form and manner of the public notice shall satisfy the requirements of a Tier 2 notice, and the notice shall be repeated in accordance with the requirements of a Tier 2 notice. However, a public notice is not required if the owner is complying with a schedule to address the violation approved by the ~~ODW~~department.

2. The notice shall contain the following language, including the language to fill in the blanks:

We are required to monitor the source of your drinking water for Cryptosporidium in order to determine by [blank – fill in date] whether water treatment at the [blank – fill in treatment plant name] is sufficient to adequately remove Cryptosporidium from you drinking water. We have not made this determination by the required date. Our failure to do this may jeopardize our ability to have the required treatment modifications, if any, completed by the required deadline of [blank – fill in date]. For more information, please call [blank – fill in name of waterworks contact] of [blank – fill in name of waterworks] at [blank – fill in telephone number].

3. The notice shall contain a description of what the owner is doing to correct the violation and when the owner expects the waterworks to return to compliance or resolve the situation.

K. Special notice for significant deficiencies by noncommunity groundwater systems.

1. Any owner of a noncommunity groundwater system who has not corrected a significant deficiency within one year of being notified by the ~~ODW~~department shall provide public notice to the consumers.

2. The form and manner of the public notice shall satisfy the requirements of a Tier 2 notice.

3. The owner shall continue to notify the public annually until the requirements of 12VAC5-590-421 have been satisfied. The notice shall include:

a. The nature of the significant deficiency and the date it was identified by the ~~ODW~~department; and

b. The ~~ODW~~department approved plan and schedule for correcting the significant deficiency including interim measures, progress to date, and which of the interim measures have been completed.

4. For noncommunity groundwater systems with a large proportion of non-English speaking consumers, the notice shall contain information in the appropriate language or languages regarding the importance of the notice or contain a telephone number or address where the consumers may contact the owner to obtain a translated copy of the notice or assistance with the appropriate language.

5. If directed by the ~~ODW~~department, the owner of a noncommunity groundwater system with significant deficiencies that have been corrected shall inform the consumers of the significant deficiencies, how the deficiencies were corrected, and the date or dates of correction.

L. The ~~district engineer commissioner~~ may give notice to the public required by this section on behalf of the owner if the ~~district engineer commissioner~~ complies with the requirements of this section. However, the owner remains legally responsible for ensuring that the requirements of this section are met.

M. The commissioner may require an owner to provide public notice for significant changes in water quality.

N. Within 10 days of completion of each initial and repeat public notice, the owner shall provide the ~~district engineer department~~:

1. A certification that he has fully complied with the public notice requirements; and

2. A representative copy of each type of notice distributed, published, posted and made available to the persons served by the waterworks and to the media.

NO. The owner shall maintain copies of each public notice and certification for at least three years after issuance.

12VAC5-590-545. Consumer confidence reports.

A. Purpose and applicability.

1. Each community waterworks owner shall deliver to his customers an annual report that contains information on the quality of the water delivered by the waterworks and characterizes the risks, if any, from exposure to contaminants detected in the drinking water.
2. For the purpose of this section, customers are defined as billing units or service connections to which water is delivered by a community waterworks.
3. For the purpose of this section, a contaminant is detected when the laboratory reports the contaminant level as a measured level and not as nondetected (ND) or less than (<) a certain level. The owner shall utilize a laboratory that complies with ~~12VAC5-590-340, and the laboratory's analytical and reporting procedures shall have been in accordance with 12VAC5-590-440; laboratory certification requirements of the Commonwealth of Virginia, Department of General Services, Division of Consolidated Laboratory Services; and consistent with current U. S. Environmental Protection Agency regulations found at 40 CFR Part 141.12VAC5-590-440.~~

B. Effective dates.

1. Each existing community waterworks owner shall deliver his report by July 1 annually.
2. The owner of a new community waterworks shall deliver his first report by July 1 of the year after its first full calendar year in operation and annually thereafter.
3. The owner of a community waterworks that sells water to a consecutive waterworks shall deliver the applicable information necessary to comply with the requirements contained in this section to the consecutive waterworks by April 1 annually, or on a date mutually agreed upon by the seller and the purchaser and specifically included in a contract between the parties.

C. Content.

1. Each community waterworks owner shall provide his customers an annual report that contains the information on the source of the water delivered as follows:
 - a. Each report shall identify the source or sources of the water delivered by the community waterworks by providing information on:
 - (1) The type of the water (e.g., surface water, ground water); and
 - (2) The commonly used name, if any, and location of the body or bodies of water.
 - b. Where a source water assessment has been completed, the report shall:
 - (1) Notify consumers of the availability of the assessment;
 - (2) Describe the means to obtain the assessment; and
 - (3) Include a brief summary of the waterworks' susceptibility to potential sources of contamination.
 - c. The owner ~~should~~ is encouraged to highlight in the report significant sources of contamination in the source water area if ~~such~~ the information is readily available.
2. For the purpose of compliance with this section, each report shall include the following definitions:
 - a. "Maximum contaminant level goal" or "MCLG" means the level of a contaminant in drinking water below which there is no known or expected risk to health. MCLGs allow for a margin of safety.
 - b. "Maximum contaminant level" or "MCL" means the highest level of a contaminant that is allowed in drinking water. MCLs are set as close to the MCLGs as feasible using the best available treatment technology.
 - c. A report for a community waterworks operating under a variance or an exemption issued by the commissioner under 12VAC5-590-140 and 12VAC5-590-150 shall include the following definition: "Variances and exemptions" means state or EPA permission not to meet an MCL or a treatment technique under certain conditions.
 - d. A report that contains data on contaminants that EPA regulates using any of the following terms shall include the applicable definitions:
 - (1) "Treatment technique" means a required process intended to reduce the level of a contaminant in drinking water.
 - (2) "Action level" means the concentration of a contaminant that, if exceeded, triggers treatment or other requirements that an owner shall follow.
 - (3) "Maximum residual disinfectant level goal" or "MRDLG" means the level of a drinking water disinfectant below which there is no known or expected risk to health. MRDLGs do not reflect the benefits of the use of disinfectants to control microbial contaminants.
 - (4) "Maximum residual disinfectant level" or "MRDL" means the highest level of a disinfectant allowed in drinking water. There is convincing evidence that addition of a disinfectant is necessary for control of microbial contaminants.
 - (5) "Level 1 assessment" means a study of the waterworks to identify potential problems and determine, if possible, why total coliform bacteria have been found in our waterworks.
 - (6) "Level 2 assessment" means a very detailed study of the waterworks to identify potential problems and determine, if possible, why an E. coli PMCL violation has occurred and why total coliform bacteria have been found in our waterworks on multiple occasions.
3. Information on detected contaminants.
 - a. This section specifies the requirements for information to be included in each report for ~~the following contaminants:~~

~~(1) Contaminants subject to a PMCL, action level, maximum residual disinfectant level, or treatment technique as specified in 12VAC5-590-370;~~

~~(2) Unregulated contaminants subject to monitoring as specified in 12VAC5-590-370; and~~

~~(3) Disinfection byproducts or microbial contaminants, except as provided under subdivision 5 a of this subsection, and which are detected in the finished water contaminants subject to a PMCL, action level, MRDL, or treatment technique as specified in 12VAC5-590-340.~~

b. The data relating to these contaminants shall be displayed in one table or in several adjacent tables. Any additional monitoring results that a community waterworks owner chooses to include in the report shall be displayed separately.

c. The data shall be derived from data collected to comply with EPA and state monitoring and analytical requirements during the calendar year preceding the year the report is due, except that where an owner is allowed to monitor for contaminants specified in subdivision C 3 a (1) and 3 a (3) of this ~~subsection~~section less often than once a year, the table or tables shall include the date and results of the most recent sampling, and the report shall include a brief statement indicating that the data presented in the report are from the most recent testing done in accordance with the regulations. No data older than five years need be included.

d. For detected contaminants subject to a PMCL, action level, MRDL or treatment technique as ~~specified in 12VAC5-590-370 and listed in Tables 2.1, 2.2 (Primary Maximum Contaminant Levels only), 2.3, 2.4 (Primary Maximum Contaminant Levels only), and 2.5~~listed in Tables 340.1 through 340.7, the table or tables shall contain:

(1) The PMCL for that contaminant expressed as a number equal to or greater than 1.0 as provided in ~~Appendix O, with an exception for beta/photon emitters. When the detected level of beta/photon emitters has been reported in the units of pCi/L and does not exceed 50 pCi/L, the report may list the PMCL as 50 pCi/L. In this case, the owner shall include in the report the following footnote: The PMCL for beta particles is 4 mrem/year. EPA considers 50 pCi/L to be the level of concern for beta particles~~12VAC5-590-546;

(2) The MCLG for that contaminant expressed in the same units as the PMCL as provided in ~~Appendix O~~12VAC5-590-546;

(3) If there is no PMCL for a detected contaminant, the table shall indicate that there is a treatment technique, or specify the action level, applicable to that contaminant, and the report shall include the definitions for treatment technique and/or action level, as appropriate, specified in subdivision C 3 d of this ~~subsection~~section;

(4) For contaminants subject to a PMCL, except turbidity and E. coli, the highest contaminant level used to determine compliance and the range of detected levels is as follows:

(a) When compliance with the PMCL is determined annually or less frequently, the highest detected level at any sampling point and the range of detected levels expressed in the same units as the PMCL.

(b) When compliance with the PMCL is determined by calculating a running annual average of all samples ~~taken~~collected at a sampling point, the highest average of any of the sampling points and the range of all sampling points expressed in the same units as the PMCL. For the PMCLs for TTHM and HAA5, the owner shall include the highest locational running annual average and the range of individual sample results for all sampling points expressed in the same units as the PMCL. If more than one location exceeds the TTHM or HAA5 PMCL, the owner shall include the locational running annual averages for all locations that exceed the PMCL.

(c) When compliance with the PMCL is determined on a ~~systemwide~~system-wide basis by calculating a running annual average of all samples at all sampling points, the average and range of detection expressed in the same units as the PMCL. The range of detection for TTHM and HAA5 shall include individual sample results ~~for the IDSE conducted under 12VAC5-590-370 B 3 e (2) for the calendar year that the IDSE samples were taken for the purpose of establishing the monitoring locations for EPA's Stage 2 Disinfection Byproducts Rule initial distribution system evaluation.~~

(5) For turbidity, the highest single measurement and the lowest monthly percentage of combined filter samples meeting the turbidity limits specified in ~~12VAC5-590-420~~12VAC5-590-395 A 2 b for the filtration technology being used. The report should include an explanation of the reasons for measuring turbidity;

(6) For lead and copper, the 90th percentile value of the most recent round of sampling and the number of sampling sites exceeding the action level;

(7) For E. coli, the total number of positive samples;

(8) The likely source or sources of detected contaminants. Specific information regarding contaminants may be available in sanitary surveys and source water assessments, and should be used when available to the owner. If the owner lacks specific information on the likely source, the report shall include one or more of the typical sources for that contaminant listed in ~~Appendix O~~12VAC5-590-546 that are most applicable to the system.

e. If a community waterworks owner distributes water to his customers from multiple hydraulically independent distribution systems that are fed by different ~~raw water sources~~source waters:

(1) The table shall contain a separate column for each service area and the report shall identify each separate distribution system; or

(2) The owner shall produce a separate report tailored to include data for each service area.

f. The table or tables shall clearly identify any data indicating violations of PMCLs, MRDLs, or treatment techniques and the

report shall contain a clear and readily understandable explanation of the violation including:

- (1) The length of the violation;
- (2) The potential adverse health effects using the relevant language of ~~Appendix O~~12VAC5-590-546; and
- (3) Actions taken by the waterworks owner to address the violation.

~~g. For detected unregulated contaminants subject to monitoring as specified in 12VAC5-590-370 and listed in Tables 2.6 and 2.7, for which monitoring is required, the table or tables shall contain the average and range at which the contaminant was detected. The report may include a brief explanation of the reasons for monitoring for unregulated contaminants.~~

4. Information on Cryptosporidium, radon, and other contaminants:

a. If the owner has performed any monitoring for Cryptosporidium, which indicates that Cryptosporidium may be present in the source water or the finished water, the report shall include:

- (1) A summary of the results of the monitoring; and
- (2) An explanation of the significance of the results.

b. If the owner has performed any monitoring for radon which indicates that radon may be present in the finished water, the report shall include:

- (1) The results of the monitoring; and
- (2) An explanation of the significance of the results.

c. If the owner has performed additional monitoring that indicates the presence of other contaminants in the finished water, the report should include any results that may indicate a health concern, as determined by the commissioner. Detections above a proposed MCL or health advisory level may indicate possible health concerns. For ~~such~~ these contaminants, the report should include:

- (1) The results of the monitoring; and
- (2) An explanation of the significance of the results noting the existence of a health advisory or a proposed regulation.

5. Compliance with other regulations.

a. In addition to the requirements of subdivision C.3 f of this ~~subsection~~ section the report shall note any violation that occurred during the year covered by the report of a requirement listed below.

- (1) Monitoring and reporting of compliance data;
- (2) Filtration and disinfection prescribed by ~~12VAC5-590-420~~12VAC5-590-395. For owners who have failed to install adequate filtration or disinfection equipment or processes, or have had a failure of such equipment or processes ~~which~~that constitutes a violation, the report shall include the following language as part of the explanation of potential adverse health effects: Inadequately treated water may contain disease-causing organisms. These organisms include bacteria, viruses, and parasites, which can cause symptoms such as nausea, cramps, diarrhea, and associated headaches;
- (3) Lead and copper control requirements prescribed by ~~12VAC5-590-370~~12VAC5-590-375. For owners who fail to take one or more of the prescribed actions, the report shall include the applicable language of ~~Appendix O~~12VAC5-590-546 for lead, copper, or both;
- (4) Treatment techniques for ~~Acrylamide~~acrylamide and ~~Epichlorohydrin~~epichlorohydrin prescribed by ~~12VAC5-590-420~~12VAC5-590-395. For owners who violate the requirements of that section, the report shall include the relevant language from ~~Appendix O~~12VAC5-590-546.
- (5) Recordkeeping of compliance data;
- (6) Special monitoring requirements for ~~unregulated contaminants~~ prescribed by ~~12VAC5-590-370 B 4~~ and for sodium;
- (7) Violation of the terms of a variance, an exemption, or an administrative or judicial order.

~~b. The report shall contain:~~

- ~~(1) A clear and readily understandable explanation of the violation;~~
- ~~(2) Any potential adverse health effects; and~~
- ~~(3) The steps the owner has taken to correct the violation.~~

~~c. For community groundwater systems, the following shall be included:~~

- ~~(1) A significant deficiency that is uncorrected at the time of the report, or;~~
- ~~(2) An E. coli-positive groundwater source sample that is not invalidated at the time of the report.~~

~~d. The owner of a community groundwater system shall report annually the information in subdivision 5 c of this subsection until the ODW determines that the significant deficiency or the E. coli-positive source water sample has been satisfactorily addressed. The report shall include the following information:~~

- ~~(1) The nature of the significant deficiency or the source of the E. coli contamination and the date the significant deficiency was identified by the ODW or the date or dates of the E. coli-positive source samples.~~
- ~~(2) If the E. coli contamination has been addressed in accordance with 12VAC5-590-421 and the date of such action.~~
- ~~(3) The ODW approved plan and schedule for correcting the significant deficiency or E. coli contamination including interim measures, progress to date, and which interim measures have been completed.~~

~~(4) In communities with a large portion of non-English speaking consumers, the notice shall contain information in the appropriate language or languages regarding the importance of the notice or contain a telephone number or address where the consumers may contact the owner to obtain a translated copy of the notice or assistance with the appropriate language.~~

~~(5) For E. coli contamination, the potential health effects language shall be included.~~

~~e. If directed by the ODW, the owner of a community groundwater system with significant deficiencies that have been corrected at the time of the report shall inform his consumers of the significant deficiencies, how the deficiencies were corrected, and the date or dates of correction under subdivisions 5 d (1) through (4) of this subsection.~~

6. Variances and exemptions. If a system waterworks is operating under the terms of a variance or an exemption issued by the commissioner under 12VAC5-590-140 and 12VAC5-590-150, the report shall contain:

a. An explanation of the reasons for the variance or exemption;

b. The date on which the variance or exemption was issued;

c. A brief status report on the steps the owner is taking to install treatment, find alternative sources of water, or otherwise comply with the terms and schedules of the variance or exemption; and

d. A notice of any opportunity for public input in the review-evaluation or renewal of the variance or exemption.

7. Additional information.

a. The report shall contain a brief explanation regarding contaminants, which may reasonably be expected to be found in drinking water including bottled water. This explanation shall include the exact language of subdivisions 7 a (1), 7 a (2), and 7 a (3) of this subsection or the owner shall use his own comparable language following approval by the commissioner. The report also shall include the exact language of subdivision 7 a (4) of this subsection.

(1) The sources of drinking water (both tap water and bottled water) include rivers, lakes, streams, ponds, reservoirs, springs, and wells. As water travels over the surface of the land or through the ground, it dissolves naturally occurring minerals and, in some cases, radioactive material, and can pick up substances resulting from the presence of animals or from human activity.

(2) Contaminants that may be present in source water include: (i) microbial contaminants, such as viruses and bacteria, which may come from sewage treatment plants, septic systems, agricultural livestock operations, and wildlife; (ii) inorganic contaminants, such as salts and metals, which can be naturally occurring or result from urban stormwater runoff, industrial or domestic wastewater discharges, oil and gas production, mining, or farming; (iii) pesticides and herbicides, which may come from a variety of sources such as agriculture, urban stormwater runoff, and residential uses; (iv) organic chemical contaminants, including synthetic and volatile organic chemicals, which are byproducts of industrial processes and petroleum production, and can also come from gas stations, urban stormwater runoff, and septic systems; and (v) radioactive contaminants, which can be naturally occurring or be the result of oil and gas production and mining activities.

(3) In order to ensure that tap water is safe to drink, EPA prescribes regulations that limit the amount of certain contaminants in water provided by public water systems. FDA regulations establish limits for contaminants in bottled water which must provide the same protection for public health.

(4) Drinking water, including bottled water, may reasonably be expected to contain at least small amounts of some contaminants. The presence of contaminants does not necessarily indicate that water poses a health risk. More information about contaminants and potential health effects can be obtained by calling the ~~Environmental Protection Agency's~~ EPA's Safe Drinking Water Hotline (800-426-4791).

b. The report shall include the telephone number of the owner, operator, or designee of the community waterworks as a source of additional information concerning the report.

c. In communities with a large proportion of non-English speaking residents, as determined by the commissioner, the report shall contain information in the appropriate language or languages regarding the importance of the report or contain a telephone number or address where ~~such~~the residents may contact the system to obtain a translated copy of the report or assistance in the appropriate language.

d. The report shall include the following information about opportunities for public participation in decisions that may affect the quality of the water. The waterworks owner should consider including the following additional relevant information:

(1) The time and place of regularly scheduled board meetings of the governing body ~~which that~~ has authority over the waterworks.

(2) If regularly scheduled board meetings are not held, the name and telephone number of a waterworks representative who has operational or managerial authority over the waterworks.

e. The owner may include ~~such~~ additional information as he deems necessary for public education consistent with, and not detracting from, the purpose of the report.

f. For community groundwater systems:

(1) Where there is any significant deficiency that is uncorrected at the time of the report or any E. coli positive groundwater source sample that is not invalidated in accordance with 12VAC5-590-380 at the time of the report, the owner shall report the following:

(a) The nature of the significant deficiency or the source, if known, of the E. coli contamination;

(b) The date the significant deficiency was identified by the department or the date or dates of the E. coli positive groundwater source samples;

(c) If the E. coli contamination has been addressed in accordance with 12VAC5-590-421 and the date of the action;

(d) The department approved plan and schedule, including interim measures, progress to date, and which interim measures have been completed, for correcting the significant deficiency or E. coli contamination; and

(e) The potential health effects language in 12VAC5-590-546 for an E. coli positive source water sample that is not invalidated in accordance with 12VAC5-590-380.

(2) If directed by the commissioner, where there are significant deficiencies that have been corrected at the time of the report, the owner shall report the significant deficiencies, how the deficiencies were corrected, and the date or dates of correction.

D. Additional health information.

1. All reports shall prominently display the following language: Some people may be more vulnerable to contaminants in drinking water than the general population. Immuno-compromised persons such as persons with cancer who are undergoing chemotherapy, persons who have undergone organ transplants, people with HIV/AIDS or other immune system disorders, some elderly, and infants can be particularly at risk from infections. These people should seek advice about drinking water from their health care providers. EPA/CDC EPA/Center for Disease Control (CDC) guidelines on appropriate means to lessen the risk of infection by Cryptosporidium and other microbial contaminants are available from the Safe Drinking Water Hotline (800-426-4791).

2. Any waterworks owner who detects arsenic at levels above 0.005 mg/L, but equal to or below the PMCL of 0.010 mg/L, shall include in his report the following informational statement about arsenic: While your drinking water meets EPA's standard for arsenic, it does contain low levels of arsenic. EPA's standard balances the current understanding of arsenic's possible health effects against the cost of removing arsenic from drinking water. EPA continues to research the health effects of low levels of arsenic, which is a mineral known to cause cancer in humans at high concentrations and is linked to other health effects such as skin damage and circulatory problems.

In lieu of the statement required in this subdivision, the waterworks owner may include his own educational statement after receiving approval from the commissioner.

~~3. A waterworks owner who detects arsenic levels above 0.010 mg/L shall include the health effects language contained in Appendix O.~~

~~4. An owner who detects nitrate at levels above 5 mg/L, but below the PMCL, shall include in his report the following informational statement about the impacts of nitrate on children: Nitrate in drinking water at levels above 10 ppm is a health risk for infants of less than six months of age. High nitrate levels in drinking water can cause blue baby syndrome. Nitrate levels may rise quickly for short periods of time because of rainfall or agricultural activity. If you are caring for an infant you should ask advice from your health care provider.~~

In lieu of the statement required in this subdivision, the waterworks owner may include his own educational statement after receiving approval from the commissioner.

~~5. All reports shall prominently display the following language: If present, elevated levels of lead can cause serious health problems, especially for pregnant women and young children. Lead in drinking water is primarily from materials and components associated with service lines and home plumbing. (Name of Utility) is responsible for providing high quality drinking water, but cannot control the variety of materials used in plumbing components. When your water has been sitting for several hours, you can minimize the potential for lead exposure by flushing your tap for 30 seconds to two minutes before using water for drinking or cooking. If you are concerned about lead in your water, you may wish to have your water tested. Information on lead in drinking water, testing methods, and steps you can take to minimize exposure is available from the Safe Drinking Water Hotline (800-426-4791).~~

In lieu of the statement required in this subdivision, the owner may include his own educational statement after receiving approval from the commissioner.

~~6. Community waterworks owners who detect TTHM above 0.080 mg/L, but below the PMCL, as an annual average shall include health effects language prescribed by paragraph 82 of Appendix O.~~

E. Community waterworks owners required to complete a Level 1 or a Level 2 assessment that is not due to an E. coli PMCL violation shall include in the report the text specified in subdivisions E 1, ~~E 2,~~ and through E 3 of this section as appropriate, filling in the blanks accordingly, and shall include in the report the text specified in subdivision E 4 of this section, if appropriate.

1. Coliforms are bacteria that are naturally present in the environment and are used as an indicator that other, potentially harmful, waterborne pathogens may be present or that a potential pathway exists through which contamination may enter the drinking water distribution system. We found coliforms indicating the need to look for potential problems in water treatment or distribution. When this occurs, we are required to conduct assessments to identify problems and to correct any problems that are found.

2. During the past year, we were required to conduct (insert the number of Level 1 assessments) Level 1 assessments. (insert the number of Level 1 assessments) Level 1 assessments were completed. In addition, we were required to ~~take collect~~ (insert the number of corrective actions) corrective actions and we completed (insert the number of corrective actions) of these actions.

3. During the past year (insert the number of Level 2 assessments) Level 2 assessments were required to be completed for our waterworks. (insert the number of Level 2 assessments) Level 2 assessments were completed. In addition, we were required to ~~take-collect~~ (insert the number of corrective actions) corrective actions and we completed (insert the number of corrective actions) of these actions.

4. Any owner who failed to complete all of the required assessments or correct all identified sanitary defects shall also include one or both of the following statements, as appropriate:

a. During the past year, we failed to conduct all of the required assessments.

b. During the past year, we failed to correct all identified sanitary defects that were found during the assessments.

F. Community waterworks owners required to conduct Level 2 assessments due to an E. coli PMCL violation shall include in the report the text specified in subdivisions F 1 and F 2 of this section, filling in the blanks accordingly, and shall include in the report the text specified in subdivision F 3 of this section, if appropriate.

1. E. coli are bacteria whose presence indicates that the water may be contaminated with human or animal wastes. Human pathogens in these wastes can cause short-term effects, such as diarrhea, cramps, nausea, headaches, or other symptoms. They may pose a greater health risk for infants, young children, the elderly, and people with severely compromised immune systems. We found E. coli, indicating the need to look for potential problems in water treatment or distribution. When this occurs, we are required to conduct assessments to identify problems and to correct any problems that are found.

2. We were required to complete a Level 2 assessment because we found E. coli in our waterworks. In addition, we were required to ~~take-collect~~ (insert number of corrective actions) corrective actions and we completed (insert number of corrective actions) of these actions.

3. Any owner who has failed to complete the required assessment or correct all identified sanitary defects shall also include one or both of the following statements, as appropriate:

a. We failed to conduct the required assessment.

b. We failed to correct all sanitary defects that were identified during the assessment that we conducted.

4. If a waterworks detects E. coli and has violated the E. coli PMCL, in addition to completing the table as specified in subdivision C 3 d of this section, the owner shall include one or more of the following statements to describe any noncompliance, as applicable:

a. We had an E. coli-positive repeat sample following a total coliform-positive routine sample.

b. We had a total coliform-positive repeat sample following an E. coli-positive routine sample.

c. We failed to ~~take-collect~~ all the required repeat samples following an E. coli-positive routine sample.

d. We failed to test for E. coli when any repeat sample tested positive for total coliform.

5. If a waterworks detects E. coli and has not violated the E. coli PMCL, in addition to completing the table as specified in subdivision C 3 d of this section, the owner may include a statement that explains that although they have detected E. coli, they are not in violation of the E. coli PMCL.

G. Report delivery and recordkeeping.

1. Each community waterworks owner shall mail or otherwise directly deliver one copy of the report to each customer, except as follows:

a. Owners of community waterworks serving fewer than 10,000 persons shall have the option to either mail (or otherwise directly deliver) a copy of the report to each customer or publish the report in a local newspaper or newspapers of general circulation serving the area in which the waterworks is located by July 1 of each year; and

b. If the owner chooses to publish the report, the owner shall inform customers, either in the newspaper in which the report is to be published or by other means approved by the commissioner, that a copy of the report will not be mailed to them and that a copy of the report will be made available to the public upon request.

2. Community waterworks owners shall make a good faith effort to deliver the report to the consumers who are served by the waterworks but are not bill paying customers, such as renters or workers. This good faith effort shall include at least one, and preferably two or more, of the following methods appropriate to the particular waterworks:

a. Posting the reports on the Internet;

b. Mailing to postal patrons in metropolitan areas;

c. Advertising the availability of the report in the news media;

d. Publication in a local newspaper;

e. Posting in public places such as libraries, community centers, and public buildings;

f. Delivery of multiple copies for distribution by single-biller customers such as apartment buildings or large private employers;

g. Delivery to community organizations; or

h. Other methods as approved by the commissioner.

3. No later than July 1 of each year community waterworks owners shall deliver a copy of the report to the ~~district engineer department~~, followed within three months by a certification that the report has been distributed to customers and that the

information in the report is correct and consistent with the compliance monitoring data previously submitted to the commissioner.

4. No later than July 1 of each year community waterworks owners shall deliver the report to any other agency or clearinghouse specified by the commissioner.
5. Community waterworks owners shall make the report available to the public upon request.
6. The owner of each community waterworks serving 100,000 or more persons shall post the current year's report to a publicly accessible site on the Internet.
7. Community waterworks owners shall retain copies of the report for no less than three years.

12VAC5-590-546. Regulated contaminants for the consumer confidence reports and public notification.

A. Public notices and consumer confidence reports (CCRs) shall contain the appropriate mandatory language and information listed, as required by 12VAC5-590-540 and 12VAC5-590-545.

B. Information on regulated contaminants is presented in Table 546.1.

TABLE 546.1.

Content Requirements of Consumer Confidence Reports and Public Notices.

Contaminant (units)	Traditional PMCL in mg/l	To convert for CCR, multiply by	PMCL in CCR units	MCLG	Major Sources in Drinking Water	Health Effects Language
Microbiological Contaminants						
(1) Total Coliform Bacteria		11		n/a	Naturally present in the environment	Coliforms are bacteria that are naturally present in the environment and are used as an indicator that other, potentially-harmful, waterborne pathogens may be present or that a potential pathway exists through which contamination may enter the waterworks.
(2) E. coli				0	Human and animal fecal waste	E. coli are bacteria whose presence indicates that the water may be contaminated with human or animal wastes. Human pathogens in these wastes can cause short-term effects, such as diarrhea, cramps, nausea, headaches, or other symptoms. They may pose a greater health risk for infants, young children, the elderly, and people with severely-compromised immune systems.
(3) E. coli		11		n/a	Human and animal fecal waste	E. coli are bacteria whose presence indicates that the water may be contaminated with human or animal wastes. Human pathogens in these wastes can cause short-term health effects, such as diarrhea, cramps, nausea, headaches, or other symptoms. They may pose a greater health risk for infants, young children, the

						elderly, and people with severely compromised immune system.
(4) Source water fecal indicator (E. coli)	TT		TT	0 for E. coli		Fecal indicators are microbes whose presence indicates that the water may be contaminated with human or animal wastes. Microbes in these wastes can cause short term health effects, such as diarrhea, cramps, nausea, headaches, or other symptoms. They may pose a special health risk for infants, young children, some of the elderly, and people with severely compromised immune system.
(5) Groundwater rule TT violations other than source water fecal indicator E. coli above ^a	TT			TT		Inadequately treated or inadequately protected water may contain disease-causing organisms. These organisms can cause symptoms such as diarrhea, nausea, cramps, and associated headaches.
(6) Turbidity	II		II	n/a	Soil runoff	Turbidity has no health effects. However, turbidity can interfere with disinfection and provide a medium for microbial growth. Turbidity may indicate the presence of disease-causing organisms. These organisms include bacteria, viruses, and parasites that can cause symptoms such as nausea, cramps, diarrhea and associated headaches.
(7) Giardia lamblia, viruses, Hetrotropic plate count, Legionella, Cryptosporidium ^a	TT ^c		n/a	0	n/a	Inadequately treated water may contain disease-causing organisms. These organisms include bacteria, viruses, and parasites which can cause symptoms such as nausea, cramps, diarrhea, and associated headaches.
Radioactive Contaminants						
(8) Beta/photon emitters (mrem/yr)	4 mrem/yr		4	0	Decay of natural and man-made deposits	Certain minerals are radioactive and may emit forms of radiation known as photons and beta radiation. Some people who drink water containing beta and photon emitters in excess of the PMCL over many years may have an increased risk

						of getting cancer.
(9) Alpha emitters (pCi/L)	15 pCi/L		15	0	Erosion of natural deposits	Certain minerals are radioactive and may emit a form of radiation known as alpha radiation. Some people who drink water containing alpha emitters in excess of the PMCL over many years may have an increased risk of getting cancer.
(10) Combined radium (pCi/L)	5 pCi/L		5	0	Erosion of natural deposits	Some people who drink water containing radium-226 or radium-228 in excess of the PMCL over many years may have an increased risk of getting cancer.
(11) Uranium (ppb)	30 µg/L		30	0	Erosion of natural deposits	Some people who drink water containing uranium in excess of the PMCL over many years may have an increased risk of getting cancer and kidney toxicity.
Inorganic Contaminants						
(12) Antimony (ppb)	0.006	1000	6	6	Discharge from petroleum refineries; fire retardants; ceramics; electronics; solder	Some people who drink water containing antimony well in excess of the PMCL over many years could experience increases in blood cholesterol and decreases in blood sugar.
(13) Arsenic (ppb)	0.010	1000	10	0	Erosion of natural deposits; Runoff from orchards; Runoff from glass and electronics production wastes	Some people who drink water containing arsenic in excess of the PMCL over many years could experience skin damage or problems with their circulatory system, and may have an increased risk of getting cancer.
(14) Asbestos (MFL)	7 MFL		7	7	Decay of asbestos cement water mains; Erosion of natural deposits	Some people who drink water containing asbestos in excess of the PMCL over many years may have an increased risk of developing benign intestinal polyps.
(15) Barium (ppm)	2		2	2	Discharge of drilling wastes; Discharge from metal refineries; Erosion of natural deposits	Some people who drink water containing barium in excess of the PMCL over many years could experience an increase in their blood pressure.
(16) Beryllium (ppb)	0.004	1000	4	4	Discharge from metal refineries and coal-burning factories; Discharge from electrical.	Some people who drink water containing beryllium well in excess of the PMCL over many years could develop intestinal lesions.

					aerospace, and defense industries	
(17) Cadmium (ppb)	0.005	1000	5	5	Corrosion of galvanized pipes; Erosion of natural deposits; Discharge from metal refineries; Run-off from waste batteries and paints	Some people who drink water containing cadmium in excess of the PMCL over many years could experience kidney damage.
(18) Chromium (ppb)	0.1	1000	100	100	Discharge from steel and pulp mills; Erosion of natural deposits	Some people who drink water containing chromium well in excess of the PMCL over many years could experience allergic dermatitis.
(19) Copper (ppm)	AL=1.3		AL=1.3	1.3	Corrosion of household plumbing systems; Erosion of natural deposits	Copper is an essential nutrient, but some people who drink water containing copper in excess of the action level over a relatively short amount of time could experience gastrointestinal distress. Some people who drink water containing copper in excess of the action level over many years could suffer liver or kidney damage. People with Wilson's Disease should consult their personal doctor.
(20) Cyanide (ppb)	0.2	1000	200	200	Discharge from steel/metal factories; Discharge from plastic and fertilizer factories	Some people who drink water containing cyanide well in excess of the PMCL over many years could experience nerve damage or problems with their thyroid.
(21) Fluoride (ppm)	4		4	4	Erosion of natural deposits; Water additive which promotes strong teeth; Discharge from fertilizer and aluminum factories	Some people who drink water containing fluoride in excess of the PMCL over many years could get bone disease, including pain and tenderness of the bones. Fluoride in drinking water at half the PMCL or more may cause mottling of children's teeth, usually in children less than nine years old. Mottling, also known as dental fluorosis, may include brown staining and/or pitting of the teeth, and occurs only in developing teeth before they erupt from the gums.
(22) Lead (ppb)	AL=0.015	1000	AL=15	0	Corrosion of household	Infants and children who drink water containing lead

					plumbing systems; Erosion of natural deposits	in excess of the action level could experience delays in their physical or mental development. Children could show slight deficits in attention span and learning abilities. Adults who drink this water over many years could develop kidney problems or high blood pressure.
(23) Mercury [inorganic] (ppb)	0.002	1000	2	2	Erosion of natural deposits; Discharge from refineries and factories; Runoff from landfills; Runoff from cropland	Some people who drink water containing inorganic mercury well in excess of the PMCL over many years could experience kidney damage.
(24) Nitrate (ppm)	10		10	10	Runoff from fertilizer use; Leaching from septic tanks, sewage; Erosion of natural deposits	Infants below the age of six months who drink water containing nitrate in excess of the PMCL could become seriously ill and, if untreated, may die. Symptoms include shortness of breath and blue baby syndrome.
(25) Nitrite (ppm)	1		1	1	Runoff from fertilizer use; Leaching from septic tanks, sewage; Erosion of natural deposits	Infants below the age of six months who drink water containing nitrite in excess of the PMCL could become seriously ill and, if untreated, may die. Symptoms include shortness of breath and blue baby syndrome.
(26) Total Nitrate and Nitrite	10		n/a	10	n/a	Infants below the age of six months who drink water containing nitrate and nitrite in excess of the PMCL could become seriously ill and, if untreated, may die. Symptoms include shortness of breath and blue baby syndrome.
(27) Selenium (ppb)	0.05	1000	50	50	Discharge from petroleum and metal refineries; Erosion of natural deposits; Discharge from mines	Selenium is an essential nutrient. However, some people who drink water containing selenium in excess of the PMCL over many years could experience hair or fingernail losses, numbness in fingers or toes, or problems with their circulation.
(28) Thallium (ppb)	0.002	1000	2	0.5	Leaching from ore-processing sites; Discharge from electronics, glass, and drug	Some people who drink water containing thallium in excess of the PMCL over many years could experience hair loss.

					factories	changes in their blood, or problems with their kidneys, intestines, or liver.
Synthetic Organic Contaminants including Pesticides and Herbicides						
(29) 2,4-D (ppb)	0.07	1000	70	70	Runoff from herbicides used on row crops	Some people who drink water containing the weed killer 2,4-D well in excess of the PMCL over many years could experience problems with their kidneys, liver, or adrenal glands.
(30) 2,4,5-TP [Silvex] (ppb)	0.05	1000	50	50	Residue of banned herbicide	Some people who drink water containing silvex in excess of the PMCL over many years could experience liver problems.
(31) Acrylamide	II		II	0	Added to water during sewage/wastewater treatment	Some people who drink water containing high levels of acrylamide over a long period of time could have problems with their nervous system or blood, and may have an increased risk of getting cancer.
(32) Alachlor (ppb)	0.002	1000	2	0	Runoff from herbicide used on row crops	Some people who drink water containing alachlor in excess of the PMCL over many years could have problems with their eyes, liver, kidneys, or spleen, or experience anemia, and may have an increased risk of getting cancer.
(33) Atrazine (ppb)	0.003	1000	3	3	Runoff from herbicide used on row crops	Some people who drink water containing the atrazine well in excess of the PMCL over many years could experience problems with their cardiovascular system or reproductive difficulties.
(34) Benzo(a)pyrene[PAH]	0.0002	1,000,000	200	0	Leaching from linings of water storage tanks and distribution lines	Some people who drink water containing benzo(a)pyrene in excess of the PMCL over many years could experience reproductive difficulties and may have an increased risk of getting cancer.
(35) Carbofuran (ppb)	0.04	1000	40	40	Leaching of soil fumigant used on rice and alfalfa	Some people who drink water containing carbofuran in excess of the PMCL over many years could experience problems with their blood, or nervous or reproductive systems.
(36) Chlordane (ppb)	0.002	1000	2	0	Residue of banned termiticide	Some people who drink water containing chlordane in excess of the PMCL over

						many years could experience problems with their liver or nervous system, and may have an increased risk of getting cancer.
(37) Dalapon (ppb)	0.2	1000	200	200	Runoff from herbicide used on rights of way	Some people who drink water containing dalapon well in excess of the PMCL over many years could experience minor kidney changes.
(38) Di(2-ethylhexyl) adipate (ppb)	0.4	1000	400	400	Discharge from chemical factories	Some people who drink water containing di(2-ethylhexyl)adipate well in excess of the PMCL over many years could experience toxic effects, such as weight loss, liver enlargement or possible reproductive difficulties.
(39) Di(2-ethylhexyl)phthalate (ppb)	0.006	1000	6	0	Discharge from rubber and chemical factories	Some people who drink water containing di(2-ethylhexyl)phthalate in excess of the PMCL over many years may have problems with their liver, or experience reproductive difficulties, and may have an increased risk of getting cancer.
(40) Dibromochloropropane (ppt)	0.0002	1,000,000	200	0	Runoff/leaching from soil fumigant used on soybeans, cotton, pineapples, and orchards	Some people who drink water containing DBCP well in excess of the PMCL over many years could experience reproductive problems and may have an increased risk of getting cancer.
(41) Dinoseb (ppb)	0.007	1000	7	7	Runoff from herbicide used on soybeans and vegetables	Some people who drink water containing dinoseb well in excess of the PMCL over many years could experience reproductive difficulties.
(42) Diquat (ppb)	0.02	1000	20	20	Runoff from herbicide use	Some people who drink water containing diquat in excess of the PMCL over many years could get cataracts.
(43) Dioxin [2,3,7,8-TCDD] (ppq)	0.00000003	1,000,000,000	30	0	Emissions from waste incineration and other combustion; Discharge from chemical factories	Some people who drink water containing dioxin in excess of the PMCL over many years could experience reproductive difficulties and may have an increased risk of getting cancer.
(44) Endothall (ppb)	0.1	1000	100	100	Runoff from	Some people who drink

					herbicide use	water containing endothall in excess of the PMCL over many years could experience problems with their stomach or intestines.
(45) Endrin (ppb)	0.002	1000	2	2	Runoff of banned insecticide	Some people who drink water containing endrin in excess of the PMCL over many years could experience liver problems.
(46) Epichlorohydrin	II		II	0	Discharge from industrial chemical factories; An impurity of some water treatment chemicals	Some people who drink water containing high levels of epichlorohydrin over a long period of time could experience stomach problems, and may have an increased risk of getting cancer.
(47) Ethylene dibromide (ppt)	0.00005	1,000,000	50	0	Discharge from petroleum refineries	Some people who drink water containing ethylene dibromide in excess of the PMCL over many years could experience problems with their liver, stomach, reproductive system, or kidneys, and may have an increased risk of getting cancer.
(48) Glyphosate (ppb)	0.7	1000	700	700	Runoff from herbicide use	Some people who drink water containing glyphosate in excess of the PMCL over many years could experience problems with their kidneys or reproductive difficulties.
(49) Heptachlor (ppt)	0.0004	1,000,000	400	0	Residue of banned pesticide	Some people who drink water containing heptachlor in excess of the PMCL over many years could experience liver damage and may have an increased risk of getting cancer.
(50) Heptachlor epoxide (ppt)	0.0002	1,000,000	200	0	Breakdown of heptachlor	Some people who drink water containing heptachlor epoxide in excess of the PMCL over many years could experience liver damage, and may have an increased risk of getting cancer.
(51) Hexachlorobenzene (ppb)	0.001	1000	1	0	Discharge from metal refineries and agricultural chemical factories	Some people who drink water containing hexachlorobenzene in excess of the PMCL over many years could experience problems with their liver or kidneys or adverse reproductive effects, and may have an

						increased risk of getting cancer.
(52) Hexachlorocyclopentadiene (ppb)	0.05	1000	50	50	Discharge from chemical factories	Some people who drink water containing hexachlorocyclopentadiene well in excess of the PMCL over many years could experience problems with their stomach or kidneys.
(53) Lindane (ppt)	0.0002	1,000,000	200	200	Runoff/leaching from insecticide used on cattle, lumber, gardens	Some people who drink water containing lindane in excess of the PMCL over many years could experience problems with their kidneys or liver.
(54) Methoxychlor (ppb)	0.04	1000	40	40	Runoff/leaching from insecticide used on fruits, vegetables, alfalfa, livestock	Some people who drink water containing methoxychlor in excess of the PMCL over many years could experience reproductive difficulties.
(55) Oxamyl [Vydate] (ppb)	0.2	1000	200	200	Runoff/leaching from insecticide used on apples, potatoes and tomatoes	Some people who drink water containing ethylene oxamyl in excess of the PMCL over many years could experience slight nervous system effects.
(56) PCBs [Polychlorinated biphenyls] (ppt)	0.0005	1,000,000	500	0	Runoff from landfills; Discharge of waste chemicals	Some people who drink water containing PCBs in excess of the PMCL over many years could experience changes in their skin, problems with their thymus gland, immune deficiencies, or reproductive or nervous system difficulties, and may have an increased risk of getting cancer.
(57) Pentachlorophenol (ppb)	0.001	1000	1	0	Discharge from wood preserving factories	Some people who drink water containing pentachlorophenol in excess of the PMCL over many years could experience problems with their liver or kidneys, and may have an increased risk of getting cancer.
(58) Picloram (ppb)	0.5	1000	500	500	Herbicide runoff	Some people who drink water containing picloram in excess of the PMCL over many years could experience problems with their liver.
(59) Simazine (ppb)	0.004	1000	4	4	Herbicide runoff	Some people who drink water containing simazine in excess of the PMCL over many years could

						experience problems with their blood.
(60) Toxaphene (ppb)	0.003	1000	3	0	Runoff/ leaching from insecticide used on cotton and cattle	Some people who drink water containing toxaphene in excess of the PMCL over many years could experience problems with their thyroid, kidneys, or liver and may have an increased risk of getting cancer.
Volatile Organic Contaminants						
(61) Benzene (ppb)	0.005	1000	5	0	Discharge from factories; Leaching from gas storage tanks and landfills	Some people who drink water containing benzene in excess of the PMCL over many years could experience anemia or a decrease in blood platelets, and may have an increased risk of getting cancer.
(62) Carbon tetrachloride (ppb)	0.005	1000	5	0	Discharge from chemical plants and other industrial activities	Some people who drink water containing carbon tetrachloride in excess of the PMCL over many years could experience problems with their liver and may have an increased risk of getting cancer.
(63) Chlorobenzene (ppb)	0.1	1000	100	100	Discharge from chemical and agricultural chemical factories	Some people who drink water containing chlorobenzene in excess of the PMCL over many years could experience problems with their liver or kidneys.
(64) o-Dichlorobenzene (ppb)	0.6	1000	600	600	Discharge from industrial chemical factories	Some people who drink water containing o-dichlorobenzene well in excess of the PMCL over many years could experience problems with their liver, kidneys, or spleen, or changes in their blood.
(65) p-Dichlorobenzene (ppb)	0.075	1000	75	75	Discharge from industrial chemical factories	Some people who drink water containing p-dichlorobenzene in excess of the PMCL over many years could experience anemia, damage to their liver, kidneys, or circulatory systems.
(66) 1,2-Dichloroethane (ppb)	0.005	1000	5	0	Discharge from industrial chemical factories	Some people who drink water containing 1,2-dichloroethane in excess of the PMCL over many years may have an increased risk of getting cancer.
(67) 1,1-Dichloroethylene (ppb)	0.007	1000	7	7	Discharge from industrial	Some people who drink water containing 1,1-

					chemical factories	dichloroethylene in excess of the PMCL over many years could experience problems with their liver.
(68) cis-1,2-Dichloroethylene (ppb)	0.07	1000	70	70	Discharge from industrial chemical factories	Some people who drink water containing cis-1,2-dichloroethylene in excess of the PMCL over many years could experience problems with their liver.
(69) trans-1,2-Dichloroethylene (ppb)	0.1	1000	100	100	Discharge from industrial chemical factories	Some people who drink water containing trans-1,2-dichloroethylene well in excess of the PMCL over many years could experience problems with their liver.
(70) Dichloromethane (ppb)	0.005	1000	5	0	Discharge from pharmaceutical and chemical factories	Some people who drink water containing dichloromethane in excess of the PMCL over many years could have liver problems and may have an increased risk of getting cancer.
(71) 1,2-Dichloropropane (ppb)	0.005	1000	5	0	Discharge from industrial chemical factories	Some people who drink water containing 1,2-dichloropropane in excess of the PMCL over many years may have an increased risk of getting cancer.
(72) Ethylbenzene (ppb)	0.7	1000	700	700	Discharge from petroleum refineries	Some people who drink water containing ethylbenzene well in excess of the PMCL over many years could experience problems with their liver or kidneys.
(73) Styrene (ppb)	0.1	1000	100	100	Discharge from rubber and plastic factories; Leaching from landfills	Some people who drink water containing styrene well in excess of the PMCL over many years could experience problems with their liver, kidneys, or circulatory system.
(74) Tetrachloroethylene (ppb)	0.005	1000	5	0	Discharge from factories and dry cleaners	Some people who drink water containing tetrachloroethylene in excess of the PMCL over many years could have problems with their liver, and may have an increased risk of getting cancer.
(75) 1,2,4-Trichlorobenzene (ppb)	0.07	1000	70	70	Discharge from textile-finishing factories	Some people who drink water containing 1,2,4-trichlorobenzene well in excess of the PMCL over many years could

						experience changes in their adrenal glands.
(76) 1,1,1,-Trichloroethane (ppb)	0.2	1000	200	200	Discharge from metal degreasing sites and other factories	Some people who drink water containing 1,1,1-trichloroethane in excess of the PMCL over many years could experience problems with their liver, nervous system, or circulatory system.
(77) 1,1,2-Trichloroethane (ppb)	0.005	1000	5	3	Discharge from industrial chemical factories	Some people who drink water containing 1,1,2-trichloroethane well in excess of the PMCL over many years could have problems with their liver, kidneys, or immune systems.
(78) Trichloroethylene (ppb)	0.005	1000	5	0	Discharge from metal degreasing sites and other factories	Some people who drink water containing trichloroethylene in excess of the PMCL over many years could experience problems with their liver and may have an increased risk of getting cancer.
(79) Toluene (ppm)	1		1	1	Discharge from petroleum factories	Some people who drink water containing toluene well in excess of the PMCL over many years could have problems with their nervous system, kidneys, or liver.
(80) Vinyl Chloride (ppb)	0.002	1000	2	0	Leaching from PVC piping; Discharge from plastic factories	Some people who drink water containing vinyl chloride in excess of the PMCL over many years may have an increased risk of getting cancer.
(81) Xylenes (ppm)	10		10	10	Discharge from petroleum factories; Discharge from chemical factories	Some people who drink water containing xylenes in excess of the PMCL over many years could experience damage to their nervous system.
Disinfection ByProducts, Precursors, and Residuals						
(82) TTHM [total trihalomethanes] (ppb)	0.080	1000	80	n/a	Byproduct of drinking water disinfection	Some people who drink water containing trihalomethanes in excess of the PMCL over many years could experience problems with their liver, kidneys, or central nervous systems, and may have an increased risk of getting cancer.
(83) Haloacetic acids (HAA) (ppb)	0.060	1000	60	n/a	Byproduct of drinking water disinfection	Some people who drink water containing haloacetic acids in excess of the PMCL over many years may have

						an increased risk of getting cancer.
(84) Bromate (ppb)	0.010	1000	10	0	Byproduct of drinking water disinfection	Some people who drink water containing bromate in excess of the PMCL over many years may have an increased risk of getting cancer.
(85) Chloramines (ppm)	MRDL=4.0		MRDL=4.0	MRDLG=4	Water additive used to control microbes	Some people who use water containing chloramines well in excess of the MRDL could experience irritating effects to their eyes and nose. Some people who drink water containing chloramines well in excess of the MRDL could experience stomach discomfort or anemia.
(86) Chlorine (ppm)	MRDL=4.0		MRDL=4.0	MRDLG=4	Water additive used to control microbes	Some people who use water containing chlorine well in excess of the MRDL could experience irritating effects to their eyes and nose. Some people who drink water containing chlorine well in excess of the MRDL could experience stomach discomfort.
(87) Chlorine dioxide (ppb) ^b	MRDL=0.8	1000	MRDL=800	MRDLG=800	Water additive used to control microbes	Some infants and young children who drink water containing chlorine dioxide in excess of the MRDL could experience nervous system effects. Similar effects may occur in fetuses of pregnant women who drink water containing chlorine dioxide in excess of the MRDL. Some people may experience anemia.
(88) Chlorine dioxide, where any two consecutive daily samples collected at the entrance to the distribution system are above the MRDL. ^a	MRDL=0.8			MRDLG=0.8		The chlorine dioxide violations reported today are the result of exceedances at the treatment facility only, not within the distribution system which delivers water to consumers. Continued compliance with chlorine dioxide levels within the distribution system minimizes the potential risk of these violations to consumers.
(89) Chlorine dioxide, where one or more distribution system samples are above the MRDL. ^a	MRDL=0.8			MRDLG=0.8		The chlorine dioxide violations reported today include exceedances of the EPA standard within the distribution system which

						<u>delivers water to consumers. Violations of the chlorine dioxide standard within the distribution system may harm human health based on short-term exposures. Certain groups, including fetuses, infants, and young children, may be especially susceptible to nervous system effects from excessive chlorine dioxide exposure.</u>
<u>(90) Chlorite (ppm)</u>	<u>1.0</u>		<u>1.0</u>	<u>0.8</u>	<u>By-product of drinking water disinfection</u>	<u>Some infants and young children who drink water containing chlorite in excess of the PMCL could experience nervous system effects. Similar effects may occur in fetuses of pregnant women who drink water containing chlorite in excess of the PMCL. Some people may experience anemia.</u>
<u>(91) Total organic carbon (ppm)</u>	<u>II</u>		<u>II</u>	<u>n/a</u>	<u>Naturally present in the environment</u>	<u>Total organic carbon (TOC) has no health effects. However, total organic carbon provides a medium for the formation of disinfection byproducts. These byproducts include trihalomethanes (THMs) and haloacetic acids (HAAs). Drinking water containing these byproducts in excess of the PMCL may lead to adverse health effects, liver or kidney problems, or nervous systems effects, and may lead to an increased risk of getting cancer.</u>

^aThis information is for public notification purposes only.

^bThis information is for Consumer Confidence Report purposes only.

^cViolations of the treatment technique requirements for filtration and disinfection that involve turbidity exceedances may use the health effects language for turbidity instead.

12VAC5-590-550. Recordkeeping.

A. All owners shall maintain waterworks records in accordance with the Records Retention and Disposition Schedule of the Library of Virginia, General Schedule No. 7 for public utility records of county and municipal governments.

B. All owners shall retain at their waterworks or at a convenient location near their waterworks the following records for the minimum not less than the time periods specified:

A. Records of microbiological 1. Microbiological analyses and turbidity analyses, including records of any repeat samples taken collected and meeting the criteria for an extension of the 24-hour period for collecting repeat samples as required under 12VAC5-590-380 -- Five years.

B2. Chemical Analyses -- 10 years.

3. The following information shall be provided for subdivisions B 1 and B 2 of this section:

a. Date, place, and time of sampling as well as the name of the person who collected the sample;

b. Identification of sample (e.g., routine, check confirmation sample, source water, other);

c. Date of analysis;

d. Laboratory and/or person responsible for performing analysis;

e. Analytical method/technique used; and

f. Results of the analysis.

~~G4.~~ Individual filter monitoring required under ~~12VAC5-590-530 E 1 b (2)~~ 12VAC5-590-531 A 2 b -- Three years.

~~D5.~~ Results of Disinfection Profile including raw data and analysis -- Indefinitely.

~~E6.~~ Disinfection Benchmarking including raw data and analysis -- Indefinitely.

~~F.~~ The following information shall be provided for subsections A and B of this section:

~~1. Date, place, and time of sampling as well as the name of the person who collected the sample;~~

~~2. Identification of sample (e.g., routine, check sample, raw water, other);~~

~~3. Date of analysis;~~

~~4. Laboratory and/or person responsible for performing analysis;~~

~~5. Analytical method/technique used; and~~

~~6. Results of the analysis.~~

~~G7.~~ Original records of all sampling data and analyses, reports, surveys, letters, evaluations, schedules, commissioner determinations, and any other information required by ~~12VAC5-590-405 A 1 and 2, B, C, and D; and 12VAC5-590-375 B, C, and D~~ 12VAC5-590-405 A 2, 12VAC5-590-405 B, 12VAC5-590-405 C, 12VAC5-590-405 D, pertaining to lead and copper. Each waterworks owner shall retain the records required by this section for no fewer than ~~12~~ 12 years.

~~H8.~~ Owners shall keep results Results from the initial round of source water monitoring under ~~12VAC5-590-420 B 3 a (1)~~ 12VAC5-590-401 B 1 and the second round of source water monitoring under ~~12VAC5-590-420 B 3 a (2)~~ 12VAC5-590-401 B 2 until three years after bin classification under ~~12VAC5-590-420 B 3 e (1)~~ 12VAC5-590-401 D 1 for the particular round of monitoring.

~~I.~~ Owners shall keep any 9. Any notification to the commissioner that they will not conduct source water monitoring will not be conducted due to meeting the criteria of ~~12VAC5-590-420 B 3 a (4)~~ for three 12VAC5-590-401 B 4 -- Three years.

~~J10.~~ Owners shall keep the results Results of treatment monitoring associated with microbial toolbox options under ~~12VAC5-590-420 B 3 d (3) through (7)~~ 12VAC5-590-401 E 3 through 12VAC5-590-401 E 7 and with uncovered finished water reservoirs under ~~12VAC5-590-420 L~~ 12VAC5-590-415, as applicable, for ~~three~~ Three years.

~~K11.~~ Action taken to correct violations of ~~these regulations~~ -- ~~three~~ this chapter - Three years after last action with respect to violation involved.

~~L12.~~ Owners shall retain completed assessment forms for all Level 1 and Level 2 assessments conducted in accordance with 12VAC5-590-392 C, regardless of who conducts the assessment, and documentation of corrective actions completed as a result of those assessments, or other available summary documentation of the sanitary defects and correction actions taken under 12VAC5-590-392 D for a period not less than five years after completion of the assessment or corrective action, whichever is later.

~~M13.~~ Copies of reports, summaries, or communications relating to any sanitary surveys performed -- 10 years following inspection.

~~N14.~~ Variance or exemptions granted (and records related thereto) -- ~~five~~ Five years following expiration of variance or exemption.

~~O15.~~ Cross connection control program records -- 10 years.

~~P16.~~ Owners of waterworks that recycle flow, as stipulated in ~~12VAC5-590-420 K~~ 12VAC5-590-395 C, shall collect and retain on file recycle flow information for review and evaluation by the ~~district engineer beginning June 8, 2004~~ commissioner. This information shall be retained for a minimum of 10 years. Information shall include, as a minimum:

~~1a.~~ Copy of the recycle notification submitted to the ~~district engineer under 12VAC5-590-530 K~~ department.

~~2b.~~ List of all recycle flows and the frequency with which they are returned.

~~3c.~~ Average and maximum backwash flow rate through the filters and the average and maximum duration of the filter backwash process, in minutes.

~~4d.~~ Typical filter run length and a written summary of how the filter run length is determined.

~~5e.~~ The type of treatment provided for the recycle flow.

~~6f.~~ Data on the physical dimensions of the equalization and/or treatment units, typical and maximum hydraulic loading rates, type of treatment chemicals used, average dose, frequency of use, and frequency at which solids are removed, if applicable.

~~Q17.~~ Copies of monitoring plans developed pursuant to these regulations shall be kept for the same period of time as the records of analyses taken under the plan are required to be kept under subsection A or B of this section, except as specified elsewhere in this chapter.

~~R18.~~ All owners shall retain the following additional records:

~~1a.~~ Plant operational records: - 5 years after the end of calendar year;

- ~~2b. Water well completion reports. Current organizational/staffing chart:~~
- ~~3c. Record (As-built) engineering plans and specifications of facilities: - Retain for life of facility;~~
- ~~d. Equipment manuals for items in use - Retain for life of equipment or facility;~~
- ~~4e. Shop drawings of major equipment: in use - Retain for life of equipment;~~
- ~~f. Current list or chart of required laboratory tests with test frequencies and sampling locations;~~
- ~~g. Current preventive maintenance schedule;~~
- ~~5h. Records of equipment repair or replacement: of equipment in use - Retain for life of equipment;~~
- ~~6j. Updated map of water distribution system:; and~~
- ~~7j. All accident reports: - Three years~~

~~SC. Additional recordkeeping requirements for groundwater systems Owners of waterworks with groundwater sources shall maintain the following records.~~

- ~~1. Records of corrective Corrective actions – 10 years.~~
- ~~2. Records of public Public notification as required by 12VAC5-590-540 – Three years.~~
- ~~3. Records of invalidation Invalidation of groundwater source samples – Five years.~~
- ~~4. For consecutive waterworks, records of notification to the wholesale waterworks of coliform-positive samples – Five years.~~
- ~~5. For waterworks required to conduct compliance monitoring:

 - ~~a. Records of the ODW Department-specified minimum disinfectant residual – 10 years.~~
 - ~~b. Records of the lowest Lowest daily residual disinfectant concentration – Five years.~~
 - ~~c. Records of the dates Dates and duration of any failure to maintain the ODW department-specified minimum residual disinfectant concentration for a period of more than four hours – Five years.~~
 - ~~d. Records of any ODW Department-specified compliance parameters for alternative treatment and records of the date and duration of any failure to meet the alternative treatment operating requirements for more than four hours – Five years.~~
 - ~~e. For waterworks required to conduct compliance monitoring:

 - ~~(1) The department-specified minimum disinfectant residual – 10 years.~~
 - ~~(2) The lowest daily residual disinfectant concentration – Five years.~~
 - ~~(3) The dates and duration of any failure to maintain the department-specified minimum residual disinfectant concentration for a period of more than four hours – Five years.~~
 - ~~(4) The department-specified compliance parameters for alternative treatment and records of the date and duration of any failure to meet the alternative treatment operating requirements for more than four hours – Five years.~~~~~~

12VAC5-590-560. Safety.

~~Since its trained personnel is the waterworks' most important asset, an important phase of waterworks operation is the protection of personnel through an active safety program; therefore, it is strongly recommended that every waterworks institute a safety program. The owner shall institute a safety program to inform personnel of the known hazards, preventive measures, and emergency procedures from the operation of the waterworks in accordance with VOSH requirements.~~

12VAC5-590-565. Source Water Protection.

~~A. Counties, cities, and towns that are waterworks owners may exercise their authority pursuant to §15.2-2109 of the Code of Virginia to protect their waterworks from pollution or injury.~~

~~B. Any waterworks with a drinking water reservoir may establish a buffer around the intake to limit such uses as body contact recreation and boats powered by engines, pursuant to a plan acceptable to the waterworks owner and the commissioner.~~

~~C. Waterworks owners should develop source water protection plans for all their sources and report ongoing or completed protection initiatives to the commissioner.~~

12VAC5-590-570. Operational report forms: reporting requirements.

~~All waterworks required to report information to the department shall use the forms approved by the division:~~

~~A. Monthly operational reports.~~

- ~~1. All classified waterworks are required to report monthly information to the department no later than the 10th of the month following the month during which the monitoring period occurred.~~
- ~~2. All classified waterworks using conventional filtration shall report using the Monthly Operating Report form approved by the department. All other classified waterworks shall report the required information specified in Tables 570.1 through 570.13, based on the treatment processes employed. Monitoring data shall be collected for each day operating staff attend the facilities.~~
- ~~3. In order to determine if waterworks using UV reactor systems are operating within validated conditions designed in accordance with 12VAC5-590-1005, the following parameters shall be monitored and reported: (i) on/off status for each reactor; (ii) flow rate through reactor train; (iii) UV intensity as measured by a UV sensor; (iv) lamp status; (v) lamp age; and UV transmittance. The operational set points shall be reported if set point control is used. The calculated UV dose shall be reported if other than a set point control is used.~~

4. All unclassified waterworks are required to report quarterly the following information to the department no later than the 10th of the month following the calendar quarter during which the monitoring period occurred.

5. All unclassified waterworks that are using any of the treatment processes described in Tables 570.2 through 570.13 are required to report no later than the 10th of the month following the calendar month during which the monitoring occurred. The report shall contain the required information specified in Tables 570.1 through 570.13 based on the treatment processes employed. The monitoring data shall be collected at a minimum frequency as established by the department.

6. The commissioner may vary the reporting requirements on a case-by-case basis.

Table 570.1.
Baseline Data - All Waterworks.

<u>PWSID No.</u>
<u>System Name</u>
<u>Reporting month and year (reporting quarter and year^a)</u>
<u>Location (county)</u>
<u>Number of connections, monthly average (maximum for reporting period^a)</u>
<u>Population served, monthly average (quarterly average and maximum day^a)</u>
<u>Total source water withdrawn, gpd</u>
<u>Total source water treated, gpd</u>
<u>Total finished water produced, gal/month (for each Entry Point)</u> <u>and/or</u> <u>Total water purchased, gal/month (at each consecutive connection)</u>
<u>Operator Name (printed and signature)</u>
<u>Operator Classification (Class 1 – 6)</u>
<u>Operator DPOR Certification No.</u>
<u>Name and contact information of the emergency contact person (text, voice phone number)</u>
^a <u>Required for unclassified waterworks.</u>

Table 570.2.
Chlorine Disinfection.

<u>Chlorine compound used (chlorine gas, calcium hypochlorite or sodium hypochlorite)</u>
<u>Amount of chlorine compound used at each application point, lb/day</u>
<u>Residual disinfectant concentration (measured as total chlorine, free chlorine, combined chlorine, or chlorine dioxide) at Entry Point, mg/L</u>
<u>Chlorite concentration (if chlorine dioxide is used), daily measurement at Entry Point, mg/L</u>

Table 570.3.
Chlorine Residual in the Distribution System.

<u>Chlorine compound used (chlorine gas, calcium hypochlorite or sodium hypochlorite)</u>
<u>Residual disinfectant concentration, measured as total chlorine, free chlorine, combined chlorine, or chlorine dioxide, mg/L</u> <u>(Collected with each total coliform bacteria sample, in accordance with approved sampling plan).</u>

Table 570.4.

Re-Chlorination in Distribution System.

Chlorine compound used (chlorine gas, calcium hypochlorite or sodium hypochlorite)
Amount of chlorine compound used at each application point, lb/day
Free chlorine residual concentration before re-chlorination, mg/L
Free chlorine residual concentration after re-chlorination, mg/L
Free chlorine residual, mg/L (measured and reported with each total coliform bacteria sample, in accordance with approved sampling plan.)

Table 570.5.

Iron and Manganese Treatment by Oxidation, Detention and Filtration.

Source water iron and manganese concentrations, mg/L (each source)
Oxidant amount used, lb/day
Finished water iron and manganese concentrations, mg/L (each filter)
Finished water pH (each filter)
Filter hours between backwash (each filter)

Table 570.6.

Iron and Manganese Treatment by Ion Exchange.

Ion exchange material (type, manufacturer, and product name)
Source water iron and manganese concentrations, mg/L (each source)
Finished water iron and manganese concentrations, mg/L (each unit softener)
Finished water pH (each unit softener)
Head Loss, psi (each unit softener)
Regeneration date and method (each unit softener)
Backwash date and duration of washing (each unit softener)
Backwash rate, gpm (each unit softener)

Table 570.7.

Sequestration of Iron and Manganese.

Chemical used (manufacturer and product name)
Quantity used, lb/day (average)
Source water iron and manganese concentrations, mg/L (each source)
Finished water (Entry Point) iron and manganese concentrations, mg/L
Finished water (Entry Point) treatment chemical concentration, mg/L
Treatment chemical residual concentration, mg/L (Value at distal end of distribution system. Report at same frequency as free chlorine residual testing.)

Table 570.8.

pH Adjustment or Corrosion Control by Chemical Addition.

Chemical used (manufacturer and product name)
Quantity used, lb/day (average)
Source water pH

Finished water (Entry Point) pH
Finished water (Entry Point) treatment chemical concentration, mg/L (if required water quality parameter for compliance with lead and copper)

Table 570.9.
Cation Exchange Softening.

Cation exchange material (type, manufacturer, and product name)
Regeneration date and method (each unit)
Backwashing date and duration of washing (each unit)
Softener influent hardness, mg/L as CaCO ₃ (each source)
Softener effluent hardness, mg/L as CaCO ₃ (each unit)
Stabilization chemical type, weight, daily dosage
Finished water (Entry Point) pH
Finished water (Entry Point) alkalinity, mg/L
Finished water (Entry Point) hardness, as CaCO ₃

Table 570.10.
Fluoridation.

Chemical used (manufacturer and product name)
Fluoride used, lb/day
Fluoride dosage, mg/L (daily)
Water treated, MGD
Finished water (Entry Point) fluoride concentration, mg/L (maximum, minimum, and average)

Table 570.11.
Microfiltration or Ultrafiltration.

Hours unit in operation
Source water flow, gpd
Filtrate volume, gpd
Recirculated during suspension mode (volume or % of feed flow, per day)
Waste volume, gpd
Maximum stabilized flux, gpd/ft ²
Source water turbidity, NTU bench test (daily)
Source water turbidity, NTU in line (collected at same time as bench test)
Source water turbidity, NTU in-line (maximum daily))
Source water alkalinity, mg/L as CaCO ₃ (daily)
Source water hardness, mg/L as CaCO ₃ (daily)
Source water temperature, °C (daily)
Source water pH (daily)
Filtered water turbidity, NTU bench test (daily)
Filtered water turbidity, NTU in line (collected at same time as bench test)

Filtered water turbidity, NTU in-line (maximum daily)
Pressure loss across pre-filter, psi (daily) (if pre-filters are automatically cleaned, reporting is not required)
Number of membrane modules in use (daily)
Direct integrity test start time (daily)
Direct integrity test starting pressure, psi (each membrane unit, daily)
Direct integrity test final pressure, psi (daily)
Direct integrity test duration, minutes (daily)
Direct integrity test pressure decay rate, psi/minute (daily)
Direct integrity test Log Removal Value (daily)
Trans-membrane pressure, psi (daily)
Trans-membrane pressure prior to clean-in-place, psi
Trans-membrane pressure after clean-in-place, psi
Cleaning solution used (Manufacturer and product name)
pH of rinse water after clean-in-place
Calibrations completed (Itemized instruments with dates completed)
Module repairs/replacements (Itemized with dates repairs/replacements)
Entry point Log inactivation of Giardia by disinfection (daily)

Table 570.12.
Reverse Osmosis.

Hours unit in operation
Pre-filter inlet pressure, psi (daily)
Pre-filter outlet pressure, psi (daily)
RO Inlet pressure, psi (daily) (daily)
RO outlet pressure, psi (daily)
Total permeate flow, gpd
Concentrate flow (bypass), gpd
Finished water flow, gpd
Total finished water (Entry Point) flow, gpd
Pre RO TDS, mg/L (daily)
Post RO TDS, mg/L (daily)
Pre RO turbidity, NTU (daily)
Post RO turbidity, NTU
Pre RO conductivity, μ S/cm (daily)
Post RO conductivity, μ S/cm (daily)
Finished water conductivity, μ S/cm (daily)
Source water pH (daily)
Permeate pH (daily)
Finished water (Entry Point) pH (daily)

Module repairs/replacements (Itemized with dates of repairs/replacements)

Table 570.13.

UV Disinfection.

Total run time, hours (per unit)
Lamp status for each reactor train
Lamp age for each reactor train
Total production, MGD or gpd
Flow Rates, minimum, maximum and average, MGD or gpd for each reactor train

To receive disinfection credit, the following shall also be reported:

Number of off-specification events
Total off-specification volume, gal
Percent off-specification volume,
UV Intensity setpoint, W/m^2 (if using intensity setpoint approach, daily)
UV Intensity for each reactor, minimum, W/m^2 (if using intensity setpoint approach, daily)
UV Intensity sensor calibration date(s) for each reactor
Required dose, mJ/cm^2 (if using calculated dose approach)
UV Transmittance (UVT) for each reactor, daily percentage (if using calculated dose approach)
Calculated dose for each reactor, daily minimum, mJ/cm^2 (if using calculated dose approach)
Validated dose for each reactor, daily minimum, mJ/cm^2 (if using calculated dose approach)
UVT analyzer calibration date(s) (if using calculated dose approach)
UV intensity sensor correction factor

B. The owner shall report the following incidents within 24 hours to the department:

1. Water pressure below the 20 psi minimum required in the distribution system, including zero or negative pressure. Examples of these events include treatment plant or pump station shutdowns due to equipment failure, power outages, emptying of storage tanks, and draining of the system during fire flow events.
2. Flooding of clearwells.
3. Flooding of groundwater wells.
4. Any other situation that occurs with the waterworks that presents or may present an imminent and substantial threat to public health.

Article 4-

Cross-Connection Control and Backflow Prevention in Waterworks

12VAC5-590-580. General requirements for cross-connection control and backflow prevention.

~~A. The purpose of this article is to require as a condition for the issuance and continued use of the operation permit for the waterworks that each owner of a waterworks~~ Every owner shall establish and enforce a program of cross-connection control and backflow prevention for each waterworks cross connection control program (CCCP) in accordance with 12VAC5-590-360. The goal of the CCCP is to prevent the intrusion of contamination into the distribution system via cross connections and backflow. The cross connection control and backflow prevention program shall be approved by the division prior to issuance of the operation permit (see Appendix I).

~~B. The owner shall not install or allow to be installed a water service connection to any premises where cross connections to a waterworks, consumer's water system, or auxiliary water system is known to exist, unless the cross connections are adequately safeguarded to the satisfaction of the owner and the commissioner.~~

~~C. The owner, in accordance with 12VAC5-590-510 C, shall maintain acceptable working pressures in the distribution system to reduce the potential for backflow to occur.~~

12VAC5-590-590. Cross-connections: (Repealed.)

~~A. The purveyor shall not install, maintain, or allow to be installed a water service connection to any premises where cross connections to a waterworks or a consumer's water system may exist unless such cross connections are abated or controlled to the satisfaction of the water purveyor or the division.~~

~~B. The purveyor shall not install, maintain, or allow to be installed any connection whereby water from an auxiliary water system may enter a waterworks or consumer's water system unless the auxiliary water system and the method of connection and use of such system shall have been approved by the water purveyor and by the division.~~

12VAC5-590-600. Responsibilities ~~CCCP~~ responsibilities.

~~A. General. Effective cross connection control requires the cooperation of the water purveyor, the building official, the consumer, the Virginia Department of Health, and the backflow prevention device tester.~~

~~B. Water purveyor:~~

~~1. The purveyor shall establish or cause to be established and operate a cross connection control and backflow prevention program. The owner shall establish and operate a CCCP consistent with the extent of the distribution system and the type of consumer served. This program shall include at least one designated individual who shall be responsible for the inspection of the waterworks for cross connection and backflow prevention control assigned by the owner to be in charge of the CCCP. Requirements for this position shall include training and experience in cross connection control programs. This program shall be carried out in accordance with the Uniform Statewide Building Code and shall be a continuing program.~~

~~2. Suggested elements of this program are contained in Appendix I. The purveyor has full responsibility for water quality and for the construction, maintenance, and operation of the waterworks beginning at the water source and ending at the service connection.~~

~~3. The purveyor shall have thorough inspections and operational tests made at least annually of backflow prevention devices which are required and installed at the service connection.~~

~~B. The owner shall establish appropriate procedures to complete assessments of consumers' water systems, and shall determine both the degree of hazard and the appropriateness of existing safeguards.~~

~~C. The owner shall establish procedures for completing operational tests at least annually for testable backflow prevention assemblies, devices, and methods that provide containment and after installation, relocation, or repairs.~~

~~D. The owner shall provide a public education program to residential consumers, and commercial consumers whose water supply system is similar in use, size, and complexity to a residential system, where there are no known or suspected high hazards as identified in Table 630.1.~~

~~1. The public education program shall be designed to prompt consumer self-assessments, increase the awareness of cross connections, and inform the consumer of the public health hazards of backflow.~~

~~2. The CCCP public education program shall describe, at a minimum:~~

~~a. Causes of backflow;~~

~~b. Hazards and health effects of cross connections and backflow;~~

~~c. Resources available to identify actual or potential cross connections;~~

~~d. Safeguards to use to eliminate or reduce the hazards at the point-of-use; and~~

~~e. Sources for additional information.~~

~~4. In the event of backflow of pollution or contamination into the waterworks, the purveyor shall promptly take or cause corrective action, to confine and eliminate the pollution or contamination. The purveyor shall immediately notify the division when backflow occurs.~~

~~E. In the event of backflow of contaminants into the waterworks, the owner shall promptly take or cause corrective action to confine and eliminate the contamination. The owner shall report the event to the department within one business day, in the most expeditious manner. The owner shall submit a written report by the 10th day of the month following the month during which backflow occurred addressing the incident, its causes and effects, and safeguards required or other action taken. The owner shall discontinue or refuse water service to the consumer, to ensure that the waterworks is adequately protected from cross connections and backflow, if any of the following conditions occur:~~

~~1. A required backflow prevention assembly is not installed, tested, and maintained in accordance with the applicable sections of this chapter;~~

~~2. A required backflow prevention assembly has been removed or bypassed; or~~

~~3. An unprotected or inadequately protected cross connection is known to exist on the premises and the owner has determined that there is inadequate backflow prevention at the service connection.~~

~~F. The owner shall maintain an inventory of all assemblies, methods, and devices required and installed under 12VAC5-590-610.~~

~~G. The owner shall maintain records related to the CCCP implementation, and any other records required by the commissioner in accordance with 12VAC5-590-550.~~

~~5. The purveyor shall take positive action to ensure that the waterworks is adequately protected at all times. If a cross connection exists or backflow occurs into a consumer's water system or if the pressure in the waterworks is lowered below 10 psi gauge, the purveyor may discontinue the water service to the consumer and water service shall not be restored until the~~

deficiencies have been corrected or eliminated to the satisfaction of the purveyor.

12VAC5-590-610. Containment policy of backflow.

~~A. An approved backflow prevention device Backflow prevention assemblies or backflow elimination methods shall be installed (i) at each the service connection to a consumer's water system where, in the judgment of the water purveyor or the division, a health, pollution, or system hazard to the waterworks exists. B. When, as a matter of practicality, the backflow prevention device cannot be installed at the service connection, the device may be or (ii) located downstream of the service connection but prior to any unprotected takeoffs, unless point-of-use isolation protection is provided using appropriate backflow prevention assemblies or backflow elimination methods complying with the USBC.~~

~~B. A backflow prevention device assembly or backflow elimination method shall be installed at each service connection to a consumer's water system serving premises where the following conditions exist:~~

- ~~1. Premises on which any A substance is handled in such a manner as to create an actual or potential hazard to a waterworks, (this shall include premises having sources or systems containing including process fluids or used waters originating from a waterworks which are no longer under the control of the water purveyor) connected to the consumer's water supply system;~~
- ~~2. Premises having There exists internal cross connections that, in the judgment of the water purveyor owner or the division commissioner, may not be easily correctable or have intricate or complex plumbing arrangements which that make it impracticable to determine whether or not cross connections exist;~~
- ~~3. Premises where, because of There are security requirements or other prohibitions or restrictions, it is impossible or impractical to make a complete cross connection survey that prevent the assessment of all potential cross connections that may impair the quality of the water delivered;~~
- ~~4. Premises having There is a repeated history of cross connections being established or reestablished;~~
- ~~5. Premises having fire protection systems utilizing combinations of sprinklers, fire loops, storage tanks, pumps, antifreeze protection, or auxiliary water sources including siamese connections (fire loops and sprinkler systems with openings not subject to flooding, and containing no antifreeze or other chemicals, no separate fire protection storage, or auxiliary sources, will not normally require backflow prevention); and~~
- ~~5. There are fire protection systems, lawn sprinkler systems, or irrigation systems that are connected directly to the waterworks with a separate service connection;~~
- ~~6. Other premises specified by the division or the purveyor when cause can be shown that a potential cross connection hazard not enumerated above exists 6. Cause can be shown by the commissioner or owner that a potential cross connection hazard exists.~~

~~D. Premises C. The owner shall ensure that premises having booster pumps or fire pumps connected to the waterworks shall be equipped with a low pressure regulating or cutoff device to shut off the booster pump when the pressure in the waterworks drops to a minimum of 10 psi gauge control devices to prevent a reduction of pump suction line pressure to less than 20 psig.~~

~~E. An approved D. A backflow prevention device assembly or backflow elimination method shall be installed at each service connection to a consumer's water system serving, but not necessarily limited to, monitored at the following types of facilities:~~

1. Hospitals, mortuaries, clinics, veterinary establishments, nursing homes, and medical buildings;
2. Laboratories;
3. Piers, docks, and waterfront facilities;
4. Sewage treatment plants, sewage pumping stations, or storm water pumping stations;
5. Food and beverage processing plants;
6. Chemical plants, dyeing plants and pharmaceutical plants;
7. Metal plating industries;
8. Petroleum or natural gas processing or storage plants;
9. Radioactive materials processing plants or nuclear reactors;
10. Car washes and laundries;
- ~~11. Lawn sprinkler systems, and irrigation systems;~~
- ~~12. Fire service systems;~~
11. Buildings with commercial, industrial, or institutional occupants served through a master meter;
- ~~12.~~ 12. Slaughter houses and poultry processing plants;
- ~~13.~~ 13. Farms where the water is used for other than household purposes;
- ~~14.~~ 14. Commercial greenhouses and nurseries;
- ~~15.~~ 15. Health clubs with swimming pools, therapeutic baths, hot tubs, or saunas;
- ~~16.~~ 16. Paper and paper products plants and printing plants;
- ~~17.~~ 17. Pesticide or exterminating companies and their vehicles with storage or mixing tanks;
18. Lawn care companies and their vehicles with storage or mixing tanks;
19. Schools or colleges with laboratory facilities; and

20. Highrise buildings (four or more stories);

21. Multiuse commercial, office, or warehouse facilities; and

22. Others specified by the purveyor owner or the division commissioner when reasonable cause can be shown for a potential backflow or cross connection hazard.

E. All temporary or emergency service connections shall be protected where reasonable cause can be shown for a potential backflow or cross connection hazard. Devices used shall be appropriately certified or approved to match the requirements of this section.

12VAC5-590-620. Type of protection required. (Repealed.)

~~The type of protection required shall depend on the degree of hazard which exists or may exist and on the method of potential backflow. Backflow occurs either by back pressure or by back siphonage.~~

~~The degree of hazard, either high, moderate, or low, is based on the nature of the contaminant; the potential of the health hazard; the probability of the backflow occurrence; and the effect on waterworks structures, equipment, and appurtenances used in the storage, collection, purification, treatment, and distribution of pure water.~~

~~Table 2.10 shall be used as a guide to determine the degree of hazard for any situation.~~

~~A. Air gaps give the highest degree of protection and shall be used whenever practical to do so in high hazard situations subject to back pressure.~~

~~B. An air gap separation and a reduced pressure principle backflow prevention device will protect against back pressure when operating properly. Vacuum breakers will not protect against back pressure, but will protect against back siphonage when operating properly.~~

~~C. Backflow prevention devices consisting of dual independent check valves with or without an intermediate atmospheric vent shall only be used in low hazard situations.~~

~~D. Barometric loops are not acceptable.~~

~~E. An interchangeable connection or change-over device has limitations which prevent its use where back pressure is present or may occur, the auxiliary supply is not an approved source, or the waterworks line pressure is less than 20 psi. Since this type connection is one of the easiest to bypass, the use of this type device will be approved only as a temporary and continuously supervised arrangement. In most instances, an approved device or method must be included and approved by the purveyor and division.~~

12VAC5-590-630. Backflow prevention assemblies, devices, and methods for containment.

~~A. Any backflow prevention assembly or device shall be of the approved type and shall comply with the Uniform Statewide Building Code USBC.~~

~~B. Any backflow prevention device shall be installed in a manner approved by the water purveyor and in accordance with the Uniform Statewide Building Code.~~

B. General Safeguards

1. The backflow prevention assembly or backflow elimination method used shall depend on the degree of hazard that exists or may exist. The safeguard shall ensure maintenance of the distribution system water quality and its usefulness.

2. The degree of hazard, either high or low, is based on (i) the nature of the contaminant; (ii) the potential of the health hazard; (iii) the potential method of backflow (either by backpressure or by backsiphonage); and (iv) the potential effect on waterworks structures, equipment, and appurtenances used in the storage, collection, purification, treatment, and distribution of potable water. Table 630.1 shall be used as a guide to determine the degree of hazard for any situation.

Table 630.1.

Determination of Degree of Hazard.

<u>Cross connections that meet or may meet the following conditions shall be rated at the corresponding degree of hazard.</u>	
<u>High Hazard</u>	<u>Low Hazard</u>
<u>The contaminant would be toxic, poisonous, noxious or unhealthy of questionable quality.</u>	<u>The contaminant would only degrade the quality of the water aesthetically or impair the usefulness of the water.</u>
<u>A health hazard would exist.</u>	<u>A health hazard would not exist.</u>
<u>The contaminant would disrupt the service of piped water for human consumption.</u>	<u>The contaminant would not disrupt service of piped water for human consumption.</u>
<u>High probability that backflow would be by either backpressure or backsiphonage.</u>	<u>Low probability that backflow would occur by backsiphonage.</u>
<u>Examples - sewage, used water, nonpotable water, auxiliary water systems.</u>	<u>Examples - food residuals, nontoxic chemicals, and nonhazardous chemicals.</u>

and mixtures of water and other liquids, gases, or other toxic or hazardous chemicals.

3. The USBC shall be used to determine appropriateness of backflow prevention assembly and device application for containment.

~~C. Existing backflow prevention devices approved by the purveyor and the division prior to the effective date of this chapter shall, except for inspection, testing, and maintenance requirements, be excluded from the requirements of 12VAC5-590-600 A and B if the water purveyor and the division are assured that the devices will protect the waterworks.~~

C. Backflow prevention devices or assemblies with openings, outlets, or vents that are designed to operate or open during backflow prevention shall not be installed in areas subject to flooding or in pits and shall be installed in a free atmosphere. They shall not be installed in such a manner as to be able to be bypassed.

D. Persons testing and repairing backflow prevention assemblies shall be certified to do so by the DPOR, Virginia Board for Contractors, under the Tradesman Regulations.

TABLE 2.10. DETERMINATION OF DEGREE OF HAZARD

Premises with one or more of the following conditions shall be rated at the corresponding degree of hazard:	
High Hazard	The contaminant would be toxic, poisonous, noxious or unhealthy:
-	A health hazard would exist:
-	A high probability exists of a backflow occurrence either by back pressure or by back siphonage:
-	The contaminant would disrupt the service of piped water for human consumption:
-	Examples – sewage, used water, nonpotable water, auxiliary water systems, toxic or hazardous chemicals, etc.
Moderate Hazard	The contaminant would only degrade the quality of the water aesthetically or impair the usefulness of the water:
-	A health hazard would not exist:
-	A moderate probability exists of a backflow occurrence either by back pressure or by back siphonage:
-	The contaminant would not seriously disrupt service of piped water for human consumption:
-	Examples – food stuff, nontoxic chemicals, nonhazardous chemicals, etc.
Low Hazard	The contaminant would only degrade the quality of the water aesthetically:
-	A health hazard would not exist:
-	A low probability exists of the occurrence of backflow primarily by back siphonage:
-	The contaminant would not disrupt service of piped water:
-	Examples – food stuff, nontoxic chemicals, nonhazardous, chemicals, etc.

Part III
Manual of Practice for Waterworks Design
Article 4
General

12VAC5-590-640. General design considerations.

A. Waterworks shall conform with to the Public Water Supply Law, Article 2 of Chapter 6 of Title 32.1 of the Code of Virginia. The engineer shall confer with the division before proceeding with the detailed designs. The engineering report and preliminary plan shall include plant site selection. Ordinarily, Community waterworks shall be designed to provide for the estimated population water demand 10 to 30 years hence under predicted growth conditions. All waterworks shall be designed so that they can readily be increased in capacity except where circumstances preclude the probability of expansion. Expansion by modular steps should be considered. Operation and maintenance manuals are required for treatment facilities and pumping facilities.

B. Waterworks design shall be based on sound engineering practice substantiated in the engineer's design and approved by the commissioner. Historical data or typical usage figures of waterworks with similar service area characteristics, and appropriate peaking

factors, shall be used to support the design. USBC and design standards may be referenced for noncommunity waterworks, as appropriate.

1. Community waterworks shall be designed to meet or exceed the estimated maximum daily water demand of the service area at the design year. The design shall account for diurnal demand patterns, and special demands placed on the waterworks such as firefighting, industrial use, and wholesale customers.

2. Noncommunity waterworks shall be designed to meet or exceed the peak hour demand of the proposed services. Pump capacity and/or storage capacity may be utilized to meet the peak hour demand.

3. Effective storage

a. Community waterworks shall provide sufficient finished water effective storage to enable the waterworks to meet the estimated maximum daily water demand at the design year. Compliance with this requirement is normally determined by the use of a hydraulic model. In the absence of a hydraulic model, effective storage shall be a minimum of one-half of estimated maximum daily water demand of the waterworks at the design year.

b. There is no minimum finished water effective storage requirement for noncommunity waterworks.

c. Effective storage of atmospheric storage tanks shall be the volume available to store finished water in atmospheric reservoirs or tanks, measured as the difference between the overflow elevation, or the normal maximum operating level, and the minimum storage elevation. For atmospheric tanks that use a portion of their volume to generate distribution system pressure, the minimum storage elevation is that elevation of water in the tank that can provide a minimum pressure of 20 psi throughout that tank's service area under distribution system-wide maximum daily water demand.

d. Effective storage of pressure storage tanks shall be one-third of the nominal pressure vessel storage capacity.

C. Waterworks shall be designed to provide a minimum residual pressure of 20 psig at all service connections. Design shall be based on the most restrictive conditions, defaulting to the greater of peak hour demand or maximum daily water demand plus applicable fire flows. Fire flow design values shall be identified by the engineer after coordination among the owner, local and state building officials, and fire officials. Distribution system hydraulic modeling may be used to demonstrate compliance with this requirement.

D. Materials used in the construction of waterworks that are in contact with the product water shall comply with NSF/ANSI Standard 61 or an approved equivalent.

12VAC5-590-650. Objectives of a waterworks: (Repealed.)

~~A. The objectives of a waterworks are:~~

- ~~1. The production of pure water; and~~
- ~~2. The production of water appealing to the consumer.~~

~~B. To reach the objectives of a waterworks, finished water quality shall conform with Article 1 of Part II of this chapter.~~

12VAC5-590-660. Site location.

A. Wells and water treatment plants shall be located above the projected 100 year flood-plain elevation. Lower elevations may be considered if it can be adequately shown that the wells or treatment plants can be protected from flooding. Site grading and adequate drainage shall be provided. Springs subject to flooding shall not be approved. See 12VAC5-590-840 E for additional well location requirements.

B. The waterworks pumping and treatment facilities shall be readily accessible in all seasons. Access roads shall be provided.

~~C. Consideration should be given to Functional aspects of the site shall be considered in design, including the convenience of transportation facilities to the plant site and also to the availability of electric power from more than one source of outside power.~~

12VAC5-590-670. Site size.

~~A. The area reserved around a well or spring site shall conform with 12VAC5-590-820, 12VAC5-590-830, and to 12VAC5-590-840 D and 12VAC5-590-840 E.~~

~~B. The treatment plant site shall be of ample size to accommodate expansion, and ample space shall be provided at the treatment site for adequate disposal of treatment plant wastes residuals.~~

~~C. The disposal of water treatment plant wastes residuals shall conform to the State Water Control Law, Chapter 3.1 of Title 62.1 of the Code of Virginia.~~

12VAC5-590-680. Treatment process selection and best available technology.

~~A. The following shall be considered when selecting treatment processes to achieve treatment goals: (i) The quality and variability of the source water, and (ii) Possible possible future changes in the quality and quantity of the source water.~~

~~A. The quality and variability of the source water.~~

~~B. Possible future changes in the quality of the source.~~

~~C. Water quality goals, including the growing desire of the public for better water.~~

~~D. When removal of contaminants for which BAT has been specified is necessary, processes classified as BAT shall be employed.~~

~~E. When treatment technique requirements have been established in lieu of MCLs, processes specified by such requirements shall be employed.~~

F. POE or POU devices shall not be utilized for long-term compliance with PMCLs. Such devices may be considered for short term, interim use, as a condition of a variance or exemption issued by the commissioner.

B. The design shall employ best available technologies (BAT) for achieving compliance with the PMCLs for organic chemicals listed in 40 CFR 141.61, and BAT for achieving compliance with the PMCLs for inorganic chemicals listed in 40 CFR 141.62.

C. The design shall employ BAT for achieving compliance with the PMCLs for radionuclides listed in 40 CFR 141.66, including radium-226, radium-228, uranium, gross alpha particle activity, beta particle and photon radioactivity. The design shall consider the system size and use limitations for specific technologies listed in 40 CFR 141.66.

D. Alternative technologies may be employed when approved by the commissioner.

E. When treatment technique requirements have been established in lieu of PMCLs or Action Levels, the design shall employ processes specified by these requirements.

F. POU devices shall not be used to achieve compliance with the treatment technique for microbial contaminants. POE or POU devices may be considered for short-term interim use, when approved as a condition of a variance or exemption issued by the commissioner.

12VAC5-590-690. Capacity of waterworks: (Repealed.)

The design capacity of the waterworks shall exceed the maximum daily water demand of the system. Waterworks shall normally be designed on the following basis of water consumption. If deviations are made, they shall be based on sound engineering knowledge substantiated in the designer's report and approved by the division:

A. Daily water consumption rates (annual daily water demand):

Dwellings, per person	100 gpd
High schools with showers, per person	16 gpd
Elementary schools without showers, per person	10 gpd
Boarding schools, per person	75 gpd
Motels at 65 gallons per person, minimum per room	130 gpd
Trailer courts at three persons per trailer, per trailer	300 gpd
Restaurants, per seat	50 gpd
Interstate or through highway restaurants, per seat	180 gpd
Interstate rest areas, per person	5 gpd
Service stations, per vehicle served	10 gpd
Factories, per person, per eight-hour shift	15-35 gpd
Shopping centers, per 1,000 sq.ft. of ultimate floor space	200-300 gpd
Hospitals, per bed	300 gpd
Nursing homes, per bed	200 gpd
Home for the aged, per bed	100 gpd
Doctor's office in medical center	500 gpd
Laundromats, 9 to 12# machines, per machine	500 gpd
Community colleges per student and faculty member	15 gpd
Swimming pools, per swimmer	10 gpd
Theaters, drive-in type, per car	5 gpd
Theaters, auditorium type, per seat	5 gpd
Picnic areas, per person	5 gpd
Camps, resort, day and night with limited plumbing, per camp site	50 gpd
Picnic areas, per person	5 gpd
Luxury Camps with flush toilets, per camp site	100 gpd

B. Minimum acceptable effective finished water storage for human consumption shall not be less than 200 gallons per equivalent residential connection at minimum pressure.

C. All waterworks shall provide at least a minimum working (under flow) pressure of 20 psi at the service connection based on the greater of maximum hour or maximum day plus applicable fire flows. Applicable fire flows shall be selected by coordination between

the water supply owner, design consultant, local officials and local fire marshal. When the number of residential units is less than 1,000, the formula $Q=11.4N^{0.544}$; is acceptable for estimating maximum hour domestic demand flow, where Q=total gallons per minute and N=total number of residential units. The division can require a higher design pressure if indicated by site conditions:

D. A waterworks utilizing wells as the sole source of supply shall provide source capacity of a minimum of 0.5 gallons per minute per equivalent residential connection:

E. Waterworks serving 50 or more residential connections with wells as the source of supply shall provide at least two water sources that do not hydraulically interfere with another source of public water supply. Consideration shall be given to requiring each source to be of a minimum yield so its reliability is realistic. The secondary well should be rated at 20% of the waterworks capacity as a minimum:

F. Waterworks serving less than 50 residential connections with wells as the source of supply shall provide or have access to an auxiliary pump stored or stocked locally or they shall provide 48 hours of total effective storage volume based on water usage:

12VAC5-590-700. Metering total water production.

A. Waterworks providing chlorination only shall meter the water prior to treatment. The design of all community and nontransient noncommunity waterworks that provide treatment or produce greater than 300,000 gallons per month shall provide metering of total water production. If the waterworks treatment process or processes result in a waste flow, the design shall provide metering of total source water withdrawn and finished water produced. The design of all transient noncommunity waterworks that produce greater than 300,000 gallons per month shall provide metering of total water production.

B. Waterworks providing iron or manganese removal, or both, shall meter the water prior to treatment. Metering of total water production at waterworks that do not meet the conditions found in subsection A of this section is encouraged.

C. Waterworks providing softening by ion exchange, shall meter all water treated and total water delivered to the distribution system. D. Waterworks providing turbidity removal or softening by precipitation, or both, shall meter the water prior to and subsequent to treatment.

E. All waterworks shall provide metering of total water production.

12VAC5-590-710. Site layout. (Repealed.)

A. Functional aspects of site layout shall be considered:

B. Site grading shall be provided:

C. Adequate site drainage shall be provided:

D. Walks shall be provided:

E. Access roads shall be provided:

F. Driveways shall be provided:

12VAC5-590-720. Building layout design and construction.

A. Adequate ventilation shall be provided:

B. Adequate lighting shall be provided:

C. Adequate heating shall be provided:

D. Adequate drainage shall be provided:

E. Adequate dehumidification equipment shall be provided:

F. Accessibility of equipment for operation, servicing, and removal shall be provided:

G. Flexibility of operation shall be provided:

H. Safety precautions shall be considered. Reference the applicable health and safety standards of the Virginia Department of Labor and Industry for the appropriate requirements:

I. Convenience of operation shall be considered:

J. Separate rooms for chemical storage and feed equipment to reduce dust problems shall be considered:

K. Sanitary facilities shall be provided at all waterworks installations requiring an operator in attendance at all times during operation:

L. A. In accordance with the USBC, Chapter 6 (§ 36.97 et seq.) of Title 36 of the Code of Virginia, and the Statewide Fire Prevention Code (§ 27.94 et seq.) of Title 27 of the Code of Virginia, all waterworks building design and construction shall include necessary features that will assure a functional and safe environment, including but not limited to: adequate ventilation, lighting, heating, drainage, dehumidification, and accessibility to equipment for operation and maintenance.

B. Consistent with subdivision A of this section, the waterworks building design and layout shall incorporate safety provisions to protect waterworks operators and other personnel, in accordance with Article 1 (§ 40.1-22) of Chapter 3 of Title 40.1 of the Code of Virginia. These provisions must comply with OSHA standards and regulations under Title 29, Section 651 et seq. of the U.S. Code, and shall include but not be limited to: separation of incompatible chemicals, confined space entry, handrails and guards, ladders, lighting, warning signs, smoke detectors, chlorine leak detectors, protective equipment, safety showers, eye washes, and fire extinguishers.

C. Positive identification of the contents of a piping system shall be by lettered legend giving the name of the contents. Arrows should shall be used to indicate the direction of flow. Legends shall be applied close to valves, adjacent to changes in direction and

branches, where pipes pass through walls and floors, and at frequent intervals on straight pipe runs. The lettering shall be of such color, size, and location so as to be clearly visible and readable.

~~M. No conduit or basin containing filtered water shall have a common division wall with another conduit or basin. D. Common division walls between basins or conduits containing nonpotable water and potable water are prohibited.~~ Vertical double division walls, where separated sufficiently to permit ready access for inspection, are permissible where the division walls are monolithic in construction and are properly keyed into their footings or are cast monolithically with their footings.

~~E. Shop space and storage requirements shall be provided.~~

~~F. Wherever pipes pass through walls of concrete structures, extra wall castings to facilitate expansion and future uses shall be provided.~~

12VAC5-590-725. Automated monitoring and control systems.

~~The design of computers, including Supervisory Control and Data Acquisition (SCADA) systems, if used to monitor and control water treatment and distribution system facilities, shall meet the following general requirements.~~

~~1. Data security.~~

~~a. Automated systems used to display and record data or control functions that are connected to the internet shall be secure.~~

~~b. Backup power supply shall be provided to allow orderly shutdown of the computer system and prevent corruption of data. The protection shall also power associated communications equipment.~~

~~c. Adequate hardware shall be in place to allow a high degree of SCADA and computer system reliability and data security.~~

~~d. Adequate hardware and facilities shall be provided for data archiving.~~

~~2. Equipment protection. SCADA and computer systems shall have adequate protection from voltage surges and spikes on the power supply, external data links, and environmental conditions.~~

~~3. Data displaying and recording.~~

~~a. SCADA and computer systems used to meet the continuous recording requirements of this chapter shall record an observation on a minimum frequency of once per 15 minutes, unless a greater recording frequency is required.~~

~~b. SCADA and computer systems used to meet the indicating and recording requirements of this chapter shall provide displays that show a minimum 24-hour trend of results for each parameter. The display panel or panels shall be located in an area where it can be routinely viewed by the waterworks operators.~~

~~c. SCADA and computer systems used to meet the indicating and recording requirements of this chapter shall monitor the values and provide alerts for the operator by visual display and audible alarms. Alarm conditions shall be recorded into an alarm log.~~

~~4. Waterworks pumps, chemical feeders and other essential electrical equipment controlled through a SCADA or an automated control system shall have the capability for independent manual operation. Where a high degree of reliability is required, a backup control system shall be provided.~~

12VAC5-590-730. Standby power capability Alternate power sources.

~~Standby power capability may be required by the division so that water may be treated or pumped, or both, to the distribution system in order to maintain a minimum level of service during an emergency:~~

~~A. An emergency management plan for extended power outages shall be developed for each community waterworks as specified in 12VAC5-590-505.~~

~~B. Alternative power sources at all waterworks shall be considered in design, in order to maintain a minimum level of service during an electrical power outage.~~

12VAC5-590-740. Maintenance and servicing of equipment. (Repealed.)

~~Adequate facilities must be provided for the maintenance and servicing of automatic equipment.~~

12VAC5-590-750. Shop space and storage. (Repealed.)

~~Adequate facilities should be included for shop space and storage consistent with the designed facilities.~~

12VAC5-590-760. Laboratory facilities.

~~Laboratory equipment and facilities shall be compatible with the raw water source, intended design of the water treatment plant, and the complexity of the water treatment involved.~~

~~A. Testing equipment provided shall be adequate for the purpose intended and recognized procedures must be utilized. The design of laboratory facilities shall be compatible with the equipment provided, the water supply, and the design and complexity of the water treatment.~~

~~B. Sufficient The design of community and nontransient noncommunity waterworks shall provide for adequate floor and bench space, adequate ventilation, adequate light, storage room, laboratory sink, and auxiliary facilities shall be provided. Office space is not included in the following specified laboratory sizes: adequate separation of incompatible activities, adequate environmental control and auxiliary facilities sufficient to carry out reliable testing.~~

~~1. Waterworks providing iron or manganese removal, or softening by ion-exchange should provide a laboratory with a minimum of 64 square feet of floor area and 20 square feet of bench area.~~

Article 2
Source Development

12VAC5-590-820. General New water source selection and sampling.

A. Preference shall be given to the best available sources of supply which that present minimal risks of contamination from wastewaters point and nonpoint pollution sources, which that contain a minimum of impurities that may be hazardous to health, and that give the greatest potential of ensuring a sufficient quantity of potable water.

B. In all cases, sources shall be selected and maintained on a basis which that will assure that the water is continuously amenable to available treatment processes. In selecting the source of water to be developed, the ~~designing engineer must~~ owner shall prove to the satisfaction of the commissioner that the water ~~which is to be delivered to the consumers shall comply with all applicable PMCLs of the board with respect to bacteriological, physical, chemical and radiological qualities to be delivered to the consumers will comply with~~ 12VAC5-590-340.

C. All water samples for bacteriological, chemical, physical and radiological analyses ~~must shall~~ be submitted to the Commonwealth of Virginia, Department of General Services, Division of Consolidated Laboratory Services DCLS or to a testing laboratory certified by the Division of Consolidated Laboratory Services DCLS. All bacteriological analyses ~~must be performed at laboratories in accordance with analysis~~ 12VAC5-590-370 A and 12VAC5-590-480 B-2 Analytical methods shall be in accordance with 12VAC5-590-440.

12VAC5-590-830. Surface water sources; quantity; quality; development structures.

A. A surface water source includes all tributary streams and drainage basins, natural lakes, and artificial reservoirs or impoundments above the point of water supply intake.

1. The quantity of water at the source shall:

- a. Be adequate to supply the water demand of the service area;
- b. Provide a reasonable surplus for anticipated growth; and
- c. Be adequate to compensate for all losses, including evaporation, seepage, flow-by requirements, etc.

2. The safe yield of the source shall be determined as follows:

- a. Simple intake (free-flowing stream). The safe yield is defined as the minimum withdrawal rate available during a day and recurring every 30 years (30 year one day low flow). To generate the report for this, data is to be used to illustrate the worst drought of record in Virginia since 1930. If actual gauge records are not available for this, gauges are to be correlated from similar watersheds and numbers are to be synthesized; and
- b. Complex intake (impoundments in conjunction with streams). The safe yield is defined as the minimum withdrawal rate available to withstand the worst drought of record in Virginia since 1930. If actual gauge records are not available, correlation is to be made with a similar watershed and numbers synthesized in order to develop the report.

Note: Local governments may request this aid from the State Water Control Board (SWCB) by contacting either the Health Department's Office of Water Programs or the SWCB's headquarters office in Richmond.

B. The owner shall conduct, or have conducted, a sanitary survey and a study an assessment of the factors, both natural and man-made, which that will affect the quality of the water at the source and quantity of the water supply. The results of the sanitary survey assessment shall be submitted to the ~~division department with the design~~. Such survey and study The assessment shall include, but shall not be limited to:

1. Obtaining samples over a sufficient period of time acceptable to the commissioner, to assess the bacteriological, physical, chemical, and radiological characteristics of the water supply;
2. Determining future uses and effects of impoundments or reservoirs;
3. Determining the degree of control over the watershed that may be exercised by the owner; and
4. Locating potential sources of pollution within 5 miles upstream from the surface water intake; and
45. Assessing the degree of hazard to the source by possible spillage surface water supply resulting from a potential release of materials that may be toxic, harmful, or detrimental to treatment processes.

C. Intake Surface water intake structures shall provide for:

1. Withdrawal of water from at least three levels in impoundments or reservoirs. Withdrawal of water from more than one level may be required in run-of-the-stream intakes if the quality varies with depth;
2. Separate facilities for release of less desirable water held in storage at impoundments or reservoirs;
3. Screens on intake ports with provisions for adequate cleaning. Screen opening size and velocity may be restricted by federal or state permit;
4. Prevention of flooding of access walkways and control valves of intakes on multiple purpose reservoirs; and
5. Velocity of flow through Flow velocity through the inlet structure such so that frazil ice will be held to a minimum.

D. A detention reservoir is a structure into which water is stored for pretreatment to improve water quality prior to other treatment. Where a detention reservoir is required, the development shall assure that:

1. Water quality is protected by controlling runoff into reservoir;
2. Dikes are structurally sound and protected against wind action and erosion;

3. Point of influent flow is separated from the point of withdrawal; and

4. Sufficient detention time is provided in the reservoir as recommended by the designer and approved by the division.

E. In order to protect the public health and guarantee a supply of pure water, terminal reservoirs shall not be utilized for body contact recreation and boats powered by gasoline engines. Large terminal reservoirs may be used for body contact recreation and boats powered by gasoline engines provided a buffer zone acceptable to the division and water purveyor is furnished. Site preparation shall include but not be limited to the removal of brush and trees to the high water elevation, and protection from floods during construction.

12VAC5-590-840. Groundwater sources.

A. A groundwater source includes all water obtained from drilled wells and springs. Wells and springs ~~should~~ shall be protected from contamination during construction. All ~~public water supply wells intended to serve a waterworks~~ shall be constructed by ~~registered Virginia contractors~~ a certified water well system provider. All wells shall be constructed in a manner to protect groundwater resources by preventing contaminated water or water having undesirable physical, chemical, or radiological characteristics from entering ~~potable~~ water aquifers.

B. All wells located within the Eastern Virginia or the Eastern Shore Groundwater Management Areas (GWMA) shall be constructed in a manner to protect groundwater resources by preventing blending or cross contamination of the aquifers.

1. Wells shall not be constructed with screens in multiple aquifers.

2. Geophysical logging and formation sampling shall be required for all wells during construction, in addition to submitting a Form GW-2.

3. Observation and production wells shall be constructed with gravel packs and grout in a manner that prevents movement between aquifers. Gravel pack shall be terminated close to the top of the well screens and shall not extend above the top of the screened aquifer. The remainder of the annular space shall be filled with grout material.

4. Pump intake setting shall be documented and the pump intake shall not be set below the top of a confined aquifer or the bottom of an unconfined aquifer that supplies water to the well.

~~C. All groundwater sources must be analyzed for chemical, physical, radiological, and bacteriological quality in order to determine treatment requirements as described in 12VAC5-590-840 K. Groundwater containing total coliform concentrations of less than 100 and more than three organisms per 100 milliliters based on the geometric mean of 20 or more samples shall be disinfected. Groundwater containing total coliform concentrations of 100 or more organisms per 100 milliliters based on the geometric mean of 20 or more samples constitutes unacceptable contamination for disinfection only. Groundwater with widely fluctuating or increasing bacteriological results may be determined by the division to be unsuitable for disinfection treatment alone.~~

~~The class of well to be constructed shall be determined by the division. All well lot, well location, and well construction requirements contained in this section may be varied by the division as specific geologic and site conditions dictate.~~

~~1. Minimum well lot-D. Community waterworks' wells shall be located on a well lot meeting the following minimum requirements:~~

~~a. 1. The well lot shall provide a distance of at least 50 feet from the well to all property lines of the well lot. Larger well lots may be required under certain conditions. Fencing of the well lot may be required under certain conditions;~~

~~2. The owner shall consider the need for a larger well lot for future expansion, the need to provide security measures such as lot fencing, and establishing additional well lots for future use;~~

~~b. 3. If the well lot does not adjoin a public road, an all-weather access road shall be provided and an access easement recorded as part of the well lot;~~

~~e. 4. The well lot shall be graded to divert surface runoff away from the well and to prevent ponding on the well lot;~~

~~d. 5. The well lot or lots must and access to the lots shall be located by a survey, and a final plat plan and dedication document prepared and recorded as described in 12VAC5-590-200. ~~The final plat plan must agree with the preliminary plat plan with respect to size and boundaries of the lot or lots selected for well or wells. One of the following must be submitted:~~~~

~~(1) A copy of the plat plan showing that it has been duly recorded and signed by the clerk of the circuit court for the jurisdiction where the well is located and giving the deed book and page number and date of recording will be required before a construction permit can be issued or~~

~~(2) If the well lot is identified on a recorded plan of the subdivision as a well lot, then this is acceptable, if recorded as indicated in subdivision A 1 d (1) above; and~~

~~e. In addition, a dedication document duly recorded with the clerk of the circuit court must be furnished stating that the well lot shall be used only for waterworks appurtenances as long as this lot is utilized as part of a waterworks.~~

~~2. E. Minimum well location requirements:~~

~~a. 1. The horizontal distance from the well to any septic tank, purification field, pit privy, cesspool, barnyard, hog animal feed lot, cemetery, geothermal well or source of similar contamination, as well as and all surface runoff from such ~~actual or potential~~ sources of contamination, shall be at least 50 feet;~~

~~b. 2. The horizontal distances from the well to any pipe carrying sewage or pipe in which sewage can back up shall be at least 50 feet; and~~

~~c. The horizontal distance from the well to any petroleum or chemical storage tank or pipe line or similar source of contamination shall be at least 50 feet, except that where plastic type well casing is used, the separation distance shall be at~~

least 100 feet. This 100-foot separation may be obtained by an enlarged well lot, easements, deed restrictions, or other equivalent legal means:

3. A minimum separation distance of 50 feet shall be maintained between a fuel storage tank and a well; however a lesser distance may be allowed if the storage fuel is propane or natural gas, or liquid fuel meeting the following requirements:

- a. Liquid fuel tanks shall be located above grade.
- b. Liquid fuel tanks shall be double-walled with an inner wall leak detection alarm, or single-walled with full capacity containment system constructed of compatible material.
- c. The liquid fuel line shall be located above grade, or enclosed in a protective casing if below grade, and the liquid fuel tank shall be provided with a paved and curbed parking pad at the tank filling location.

4. The commissioner shall require a spill response plan if fuel is stored within 50 ft of the well.

F. The class of well to be constructed shall be determined by the commissioner. A Form GW-2 shall be completed and submitted to the department with the project documents, in accordance with procedures in 12VAC5-590-200.

31. Minimum construction requirements for Class I wells:

- a. The well shall be drilled and cased to a depth sufficient to exclude undesirable groundwater, but in no case shall the casing ~~this depth~~ be less than 100 feet in depth; ~~below finished grade.~~
- b. The diameter of the drill hole ~~to the depth required above~~ shall be at least three inches greater than the outside diameter of the couplings of the casing to be used; ~~and.~~
- c. For wells constructed in consolidated formations, the lower end of the casing shall terminate in solid rock or other impervious formation when practical to do so.
- e. ~~d.~~ The annular space around the casing shall be grouted to a depth of at least 100 feet in a manner satisfactory to the ~~division~~ commissioner. When the outer casing cannot be removed, the annular spacing between the drill hole and the outer casing shall also be sealed in a manner approved by the ~~division~~ commissioner.

42. Minimum construction requirements for Class II wells. This classification includes two types of construction, either of which is acceptable:

- a. Type A wells in which the annular space around the casing is grouted a minimum of 20 feet from the surface:
 - (1) The well shall be drilled and cased to a depth of at least 100 feet; and
 - (2) The cased drill hole shall pass through at least the first 50 feet of unconsolidated formation such as caving sand, gravel or other material that will collapse against the casing;
- b. Type B wells in which the annular space around the casing is grouted:
 - (1) ~~a.~~ The well shall be drilled and cased to a depth sufficient to exclude undesirable groundwater, but in no case shall the casing be less than 50 feet in length; ~~this depth be less than 50 feet below finished grade.~~
 - (2) ~~b.~~ The diameter of ~~the drill hole to the depth required above~~ shall be at least three inches greater than the outside diameter of the couplings of the casing to be used; ~~.~~
 - (3) ~~c.~~ For wells constructed in consolidated formations, the lower end of the enlarged portion of the drill hole should terminate in solid rock or other impervious formation when practical to do so; ~~and.~~
 - (4) ~~d.~~ The annular space around ~~the casing~~ shall be grouted to a depth of at least 50 feet in a manner satisfactory to the ~~division~~ commissioner. When the outer casing cannot be removed the annular spacing between the drill hole and the outer casing shall be sealed in a manner approved by the ~~division~~ commissioner.

B. General well development requirements G. Well construction materials and development:

- 1. Water used in well construction shall be from a ~~satisfactory~~ potable water source or from the well under construction.
- 2. Casing and liner pipe:
 - a. ~~Shall be metallic pipe meeting ASTM, ANSI, AWWA or API Steel casing and liner pipe shall meet ASTM, NSF/ANSI, or AWWA specifications and standards applicable to wells. Dimensions shall conform to the following table: Steel pipe dimensions shall conform to Table 840.1.~~

Table 840.1

Steel Well Casing Pipe

STEEL PIPES					
SIZE (inches)	DIAMETER (inches)		THICKNESS (inches)	WEIGHT PER FOOT (pounds)	
	External	Internal		Plain Ends	With Threads and Couplings
4 in	4.5	4.026	0.237	10.79	11.0 ÷
6 in	6.625	6.065	0.280	18.97	19.18 ÷

8	8.625	7.981	0.322	28.55	29.35 ÷
10	10.750	10.020	0.365	40.48	41.85
12	12.750	12.000	0.375	49.56	51.15
14 ød	14.000	13.250	0.375	54.57	57.00
16	16.000	15.250	0.375	62.58	65.30
18	18.000	17.250	0.375	70.59	73.00
20	20.000	19.250	0.375	78.60	81.00 ÷
22	22.000	21.000	0.500	114.81	
24	24.000	23.000	0.500	125.49	
26	26.000	25.000	0.500	136.17	
28	28.000	27.000	0.500	146.85	
30	30.000	29.000	0.500	157.53	
32	32.000	31.000	0.500	168.21	
34	34.000	33.000	0.500	178.89	
36	36.000	35.000	0.500	189.57	

b. Plastic pipes may be approved following investigation by the division. The casing shall be PVC type 1120 (cell identification 12454), NSF approved for well casings meeting appropriate ASTM, ANSI, AWWA or API specifications and used to depths in conformance with the information contained in the following tables: Plastic well casing shall be PVC meeting ASTM F480, NSF/ANSI Standard 61, or AWWA Standard A100. Depths shall not exceed the published resistance to hydraulic collapse pressure of the PVC casing, taking into account the installation techniques and grouting methods. Well casing wall thickness shall be sufficient to withstand anticipated formation and hydrostatic pressures and mechanical forces imposed during installation, well development, and use. PVC well casing shall meet the requirements of ASTM, NSF/ANSI, and AWWA, as applicable.

Maximum Allowable Depths of Installation of Polyvinyl Chloride (PVC) Thermoplastic Water Well Casing									
Type 1120 (12454)									
Schedule Number	Nominal Diameter of PVC 1120								
	2	2.5	3	3.5	4	5	6	8	10
40-	560'	740'	485'	265'	291'	19-	143'	99'	74'
80-	1750'	2040'	1380'	1085'	912'	64-	395'	400'	340'

SDR No:	All Diameters of PVC 1120
SDR 41	25
SDR 32.5	50'
SDR 26	108'
SDR 24	212'
SDR 17	413
SDR 13.5	868'

c. Heavy weight casing pipe may be required under certain geologic and hydrostatic conditions; and,

d. Where corrosive conditions exist, materials such as coated casings, stainless steel, bronze, or plastic may be used as casings or linings subject to approval by the division commissioner, and meeting the requirements of NSF/ANSI Standard 61.

3. Packers or other well construction materials shall be of a material that will not impart taste, odors, toxic substances, or bacterial contamination to the water in the well. No lead is to be used in packers, flux, piping, etc.

4. Screens, where required, shall:

- a. Be constructed of material ~~which~~ that will not be damaged by chemical action of groundwater or future cleaning operations;
- b. Have size of openings to be based on sieve analysis of the formation to be screened, and ~~should~~ shall be adequate to pass flows at a velocity of 0.1 foot-per-second ft/sec or less; and
- c. Be installed so that exposure above the pumping level will not occur.

5. A water well completion report shall:

- a. ~~Be submitted to the division, the State Water Control Board and the owner; and~~
- b. ~~Provide all data requested on the most recent well completion form.~~

6. ~~The yield and drawdown test data over a 48-hour minimum period shall be provided; however, in those areas where geologic conditions warrant, the required test period may be varied by the division.~~

7. ~~Chemical conditioning shall be included in specifications as to method, equipment, chemicals, testing for residual chemicals, disposal of waste, and inhibitors used.~~

8. ~~5.~~ Grouting requirements.

a. ~~Neat cement grout is normally required and shall consist of cement (API Spec. 10, Class G cement or Class B similar to ASTM C150 TYPE II) shall consist of Portland cement and water with not more than six gallons of water per 94-pound sack of cement, and shall be in place within 48 hours of well construction. A maximum of 6.0%, by weight, bentonite and 2.0%, by weight, calcium chloride, may be added. NOTE: When exceptional conditions require the use of a less fluid grout to bridge voids, a mixture of cement (ASTM C150 TYPE II), sand and water in the proportion of not more than two parts by weight of sand to one part of cement with not more than six gallons of clean water per 94 pound sack of cement may be used if approved by the division; Other grout mixes may be approved by the commissioner where special conditions warrant.~~

b. Application.

(1) Grout shall be installed by means of continuous pressure grouting from the bottom of the annular opening upward in one continuous operation until the annular opening is filled.

(2) Sufficient annular opening shall be provided to permit a minimum of 1½ inches of grout around the protective casing, including couplings, if used.

(3) ~~Prior to grouting, bentonite, Aquagel, or similar approved materials may be added to the annular opening, in the manner indicated for grouting; and wells, suitable fill material such as bentonite, low strength cement/sand mix, or similar materials that have been approved by the commissioner shall be added to the annular opening below the grout zone to seal and stabilize these areas. In lieu of this requirement, the casing may be grouted for its entire depth.~~

c. ~~Protective casing~~ Casing shall be provided with sufficient centralizers attached to the casing to ~~permit~~ allow unobstructed flow and uniform thickness of the grout.

d. Where plastic well casing is used, the heat of hydration of cement mixtures and collapse of the casing shall be taken into consideration Department of Environmental Quality (DEQ) when choosing grout composition and placement.

9. ~~Plumbness and alignment:~~

- a. ~~Every well shall be tested for plumbness and alignment;~~
- b. ~~The test method shall be clearly stated in specifications; and~~
- e. ~~Excessive kinks and bends shall not be acceptable.~~

10. ~~6.~~ To prevent tampering and contamination of the water source, unused wells shall be capped and locked. Watertight welded metal plates, set screw caps, or screw-on caps are acceptable for temporarily capping a well until the pumping equipment is installed.

H. A well yield and drawdown test shall be performed in accordance with requirements of this subsection. The commissioner may require additional pumping wells, observation wells, or longer duration tests where site conditions warrant.

1. The yield and drawdown test duration shall be a minimum of 48 hours. Data to be collected during the yield and drawdown test shall be recorded on the Well Yield and Recovery Report form provided by the department. When the supply requirements for a noncommunity waterworks are determined to be three gpm or less over normal hours of operation, the 48-hour minimum drawdown test may be reduced to no less than 12 hours. Any reduction shall be approved by the commissioner prior to conducting the test.

2. Discharge from the pumping well shall be conveyed away from the test site to avoid recharge.

3. Where multiple wells are used, the location and geology of each well in the vicinity shall be evaluated. The commissioner shall require that:

a. The yield and drawdown test be performed simultaneously on multiple wells, or

b. During the yield and drawdown test of the pumping well, the water levels of the neighboring wells shall be monitored. If the water level of the neighboring wells declines in response to the pumping well, then additional evaluation shall be required by a Professional Engineer or a Professional Geologist with experience in groundwater source evaluations.

4. The commissioner may consider alternative testing methods and analyses as proposed by Professional Engineers or

Professional Geologists with experience in groundwater source evaluations. Where geological conditions exist that prohibit an accurate determination of well yield using methods prescribed in this subsection, additional testing procedures shall be required on an individual basis by the commissioner.

5. When a aquifer test is required by the DEQ for a well located in a GWMA, the yield and drawdown test may be incorporated into the aquifer test plan protocol, if approved by the commissioner prior to conducting the test.

I. Well appurtenances.

1. A sanitary seal shall be provided on the top of the well casing, or a watertight well cap shall be provided when a pitless adapter is installed.

2. The well casing shall extend at least 12 inches above the concrete floor or apron.

3. Where aprons are used, they shall be centered on the well and measure at least 6 ft by 6 ft.

4. Provisions shall be made for venting the well casing to the atmosphere. Where vertical turbine pumps are used, vents into the side of the casing may be necessary to provide adequate venting.

5. Each well casing shall be provided with equipment and appurtenances for measuring the water level elevation in the well. Corrosion-resistant materials shall be used. Where necessary, the appurtenances shall be attached firmly to the drop pipe or pump column and in a manner as to prevent entrance of foreign materials.

6. All pitless well units, adapters and watertight caps shall be listed by the Water Systems Council as certified products, or as approved by the commissioner.

J. Every new, modified, or reconditioned groundwater well or spring shall be disinfected after placement of the final pumping equipment. Wells shall be disinfected in accordance with AWWA Standard C654-13.

K. Water quality tests.

Water quality sampling and analysis shall be conducted for every new, modified or reconditioned well or spring to determine what treatment, if any, is required. All samples shall be analyzed by DCLS or a testing laboratory certified by DCLS. Water quality analytical methods shall conform to requirements contained in 12VAC5-590-440.

~~11.~~ 1. Bacteriological quality:

~~a. Every new, modified, or reconditioned groundwater source shall be disinfected after placement of the final pumping equipment; and~~

~~b. A series of nine consecutive negative samples for bacteriological examination or a series of 20 or more samples for most probable number (MPN) examination is required.~~

a. Bacteriological samples for new or deepened wells shall consist of a series of 20 samples collected at a minimum of 30-minute intervals during the last 10 hours of the yield and drawdown test. These samples shall be analyzed for both total coliform density and E. coli density. See 12VAC5-590-380 G for groundwater disinfection treatment requirements, and 12VAC5-590-430 for surface water influence determinations.

b. Bacteriological samples for modified or reconditioned wells shall consist of two samples collected at least 30 minutes apart, at a minimum, while the pump is in continuous operation. These samples shall be analyzed for both total coliform density and E. coli density. More samples may be required by the commissioner, depending on the work performed.

~~12. Samples for chemical, physical and radiological analyses shall be submitted on every new, modified, or reconditioned well. The sample must be collected near the end of the pumping test and after the well water has cleared.~~

2. Samples for new wells shall be collected for chemical, physical, and radiological contaminants listed in Tables 340.1 through 340.4. SOC tests may be waived by the commissioner if supported by the source water assessment of vulnerability to contamination. Chemical sampling analysis for transient noncommunity waterworks may be limited to nitrate and nitrite only. Samples shall be collected at the end of the yield and drawdown test and after the well water has cleared. Chemical, physical, and radiological constituent testing for modified or reconditioned wells shall be determined on an individual basis by the commissioner.

~~13.~~ L. Observation wells:

~~a. 1. Shall be constructed in accordance with the requirements for permanent wells if they are to remain in service after completion of the groundwater study; and of DEQ if they are constructed in a GWMA. Otherwise, they shall be constructed in accordance with 12VAC5-590-630 if they are to remain in service as observation wells after completion of the groundwater study.~~

~~b. 2. Shall be protected at the upper terminal to preclude entrance of contamination.~~

~~14.~~ Well abandonment:

~~a. Observation wells and groundwater sources which are not in use shall be sealed by methods which will restore the controlling geological conditions which existed before they were constructed;~~

~~b. Temporary abandonment:~~

~~(1) Any water well temporarily removed from service, or completed but not put into service, shall be sealed with a watertight cap or well-head seal.~~

~~(2) Such well shall be so maintained that it will not be a source or channel of contamination during temporary abandonment;~~

and

e. Permanent abandonment.

(1) All casing and screen materials may be salvaged.

(2) The well shall be checked from land surface to the entire depth of the well before it is plugged to ascertain freedom from obstructions that may interfere with plugging (sealing) operations.

(3) The well shall be thoroughly chlorinated prior to plugging (sealing).

(4) Bored wells shall be completely filled with cement grout or dry clay compacted in place.

(5) Wells constructed in unconsolidated formations shall be completely filled with cement grout or clay slurry by introduction through a pipe initially extending to the bottom of the well. Such pipe shall be raised, but remain submerged in grout, as the well is filled.

(6) Wells constructed in consolidated rock formations or which penetrate zones of consolidated rock may be filled with sand or gravel opposite the zones of consolidated rock. The top of the sand or gravel fill shall be at least five feet below the top of the consolidated rock. The remainder of the well shall be filled with sand-cement grout only.

15. M. Sealing of select zones. All zones containing water of undesirable quality or zones to be protected but excluded from final well completion shall be grouted from a point at least five feet above the zone to a point at least five feet below the zone.

C. Special requirements for various groundwater sources:

4. N. Gravel packed wells:

a. 1. The gravel utilized shall be free of foreign material, properly sized, washed, and then disinfected prior to or during placement;

b. 2. The gravel refill pipes, when used, shall be incorporated within the pump foundation or concrete apron and terminated with screwed or welded caps at least 12 inches above the ~~pumphouse~~ pump house floor or concrete apron;

c. 3. ~~Gravel~~ The gravel refill pipes in the grouted annular opening shall be surrounded by a minimum of 1½ inches of grout;

d. 4. ~~Means A means~~ for the prevention of leakage of grout into the gravel pack of the screen shall be provided; ~~and,~~

e. 5. The minimum protective casing and grouted depth shall be acceptable to the ~~division~~ commissioner.

6. Wells located in a GWMA shall have gravel packing installed in accordance with 12 VAC5-590-840 B 3.

2. O. Radial water collectors will collector systems shall be considered on an individual basis by the ~~division~~ commissioner.

3. Multiple aquifer wells. The annular space between producing aquifers should be grouted to prevent the mixing of waters of different qualities (see subdivision B 15). An approved bentonite material specifically manufactured as a grout may be considered.

4. P. Flowing artesian wells located outside a GWMA will be considered on an individual basis by the ~~division~~ an individual basis by the commissioner.

1. The well shall be equipped with a pitless adapter specifically designed for pressurized artesian wells.

2. Special well construction, casing, and sealing may need to be considered for flowing artesian wells.

Q. Capacity determination of wells used for community waterworks.

1. Capacity of wells located in consolidated rock formations shall be determined by the well sustainable yield and the actual installed (production) well pump capacity, whichever value is less. The sustainable yield shall be calculated as follows:

$(A \times 1440 \text{ min/day}) / 1.8 = \text{gpd well sustainable yield, where } A = \text{well yield (gpm)}$

determined by the yield and drawdown test conducted in accordance with 12VAC5-590-840 H.

2. Capacity of wells located in unconsolidated formations shall be determined by the well yield and the actual installed (production) well pump capacity, whichever value is less.

R. Waterworks serving 50 or more residential connections employing only wells as the water supply shall include at least two wells. If only two wells are provided, then the second well shall be rated for at least 30% of the waterworks' permit capacity.

S. The owner of a waterworks serving less than 50 residential connections with a single well as the water supply shall provide or have ready access to a replacement pump and other components and materials needed for pump replacement. In lieu of this requirement, the owner may provide 48 hours of total finished water storage volume based on the maximum daily water demand.

5. Springs:

a. Springs may be considered only when it is not possible to develop an acceptable well or other source;

b. Springs may be approved only after an extensive sanitary survey and bacteriological, turbidity, chemical, and flow data over a time period sufficient to establish year-round quality and quantity. The amount of land required for protection of the spring shall be determined by the division on a case-by-case basis;

c. Springs shall be considered as surface water sources if they are influenced by surface conditions. Indicators of such influence include turbidity, bacteriological, and chemical quality that varies with surface conditions;

d. Springs shall be protected from entry of surface water;

e. Springs shall be housed in a permanent structure; and

~~f. Springs shall be continuously chlorinated.~~

T. Springs.

1. The water quality of spring sources shall be established by obtaining samples over a period of time, agreeable to the commissioner, to assess the bacteriological, physical, chemical, and radiological characteristics.
2. Springs shall be housed in a permanent structure and protected from entry of surface water.
3. The amount of land required for protection of the spring source shall be determined by the owner and approved by the commissioner.
4. The design of spring sources shall provide for continuous disinfection.
5. The capacity of spring sources shall be determined using actual flow data.
 - a. Sufficient daily flow data shall be collected to conduct a frequency distribution analysis. The capacity of a spring source is defined as the low flow rate for one day with a projected recurrence period of 30 years (30 year 1-day low flow).
 - b. The Log-Pearson Type III method of frequency distribution analysis shall be used to make the determination, with a minimum of 1000 daily flow measurements.
 - c. If sufficient data is not available to conduct the analysis specified in this subsection, the lowest recorded daily flow rate may be considered to be the spring capacity. Sufficient flow records shall be available to capture the spring flow during drought conditions, and shall be acceptable to the commissioner.

~~Article 3 Processes and Devices~~

12VAC5-590-850. General Appropriate treatment.

~~A. The design of water treatment processes and devices facilities shall depend upon the evaluation of the nature and quality of the particular water to be treated and the desired required quality of the finished water as set forth in Article 1 of Part II, Drinking Water Standards, and Article 2 of Part III, Source Development. All surface water shall receive treatment by chemical addition, for coagulation, flocculation, clarification, filtration, and disinfection unless otherwise approved by the division. Some types of treatment processes may require presedimentation. Operation and maintenance manuals are required. Treatment process selection shall follow the requirements of 12VAC5-590-680.~~

~~B. The design of water treatment facilities shall address safety considerations as required in 12VAC5-590-560.~~

12VAC5-590-860. Chemical application.

~~Only chemicals authorized in the construction permit or subsequently authorized by the division and in compliance with National Sanitation Foundation Standards 60 and 61 shall be used to treat drinking water or as an additive to drinking water.~~

~~A. Plans and specifications shall be submitted for review evaluation and approval, as provided for required in Part I, and shall include:~~

- ~~1. Descriptions of feed equipment, including maximum and minimum feed ranges;~~
- ~~2. Location of feeders, piping layout, and points of application;~~
- ~~3. Storage Chemical storage and handling facilities;~~
- ~~4. Specifications for chemicals to be used;~~
- ~~5. Operating and control procedures features; and~~
- ~~6. Descriptions of testing equipment and procedures.~~

~~B. Chemicals shall be applied to the water at such points and by such means as to:~~

- ~~1. Assure maximum efficiency of treatment;~~
- ~~2. Provide maximum protection to the consumer;~~
- ~~3. Provide maximum safety to operators;~~
- ~~4. Assure satisfactory mixing of the chemicals with the water;~~
- ~~5. Provide maximum flexibility of operation through various points of application, when appropriate;~~
- ~~6. Prevent backflow or back siphonage backsiphonage between multiple points of feed through common manifolds; and~~
- ~~7. Provide for the application of pH-affecting chemicals to the raw water prior to the addition of the coagulant in turbidity removal processes.~~

~~C. Feed equipment.~~

- ~~1. Where chemical feed is necessary for the treatment of the water supply, such as chlorination, coagulation, or other essential processes: a. A minimum of two feeders shall be provided; and b. A standby unit or combination of units of sufficient capacity, a standby feeder or combination of feeders shall be available to replace provide the required chemical dose with the largest unit during shutdowns feeder out of service.~~
- ~~2. Feeders shall be of such design and capacity to meet the following requirements:~~
 - ~~a. Feeders shall be able to supply at all times the necessary amounts of chemical at an accurate rate throughout the range of feed; at all times.~~

- b. Proportioning of chemical feed to the rate of flow shall be provided where the water flow is not constant; or where specifically required by the commissioner.
- c. Positive displacement type solution feed pumps, or gravity feed through ~~rotometers~~ rotameters, shall be used to feed liquid chemicals, but should not normally be used to feed chemical slurries; and.
- d. ~~Chemical solutions shall be prevented from being siphoned into the water supply by:~~
- (1) ~~Providing vacuum relief;~~
 - (2) ~~Providing a suitable air gap, or~~
 - (3) ~~Other approved devices or piping arrangements;~~
- e. ~~The service water supply shall be protected from contamination by chemical solutions by:~~
- (1) ~~Equipping the supply line with backflow or back-siphonage prevention devices or~~
 - (2) ~~Providing an air gap between supply line and solution tank;~~
- fd. ~~Chemical contact materials and surfaces shall be resistant to the aggressiveness of the chemical solution;.~~
- ge. ~~Dry chemical feeders shall:~~
- (1) ~~Measure chemicals volumetrically or gravimetrically;~~
 - (2) ~~Provide effective solution of the chemical in the solution pot;~~
 - (3) ~~Preferably provide~~ Provide gravity feed from solution pots; and
 - (4) ~~Completely enclose chemicals to prevent emission of dust to the operation room;.~~
- hf. ~~No direct connection may~~ shall exist between any sewer and a drain or overflow from the feeder or solution chamber or tank; and.
- ig. ~~A separate chemical waste tank should be considered.~~
3. Chemical feed equipment:
- a. Shall be located near points of application to minimize length of feed lines;
 - b. Shall be readily accessible for servicing and repair, and observation of operation; and
 - c. Shall be located and protective ~~curbings~~ curbing provided so that chemicals from equipment failure, spillage, or accidental drainage shall not enter the water in conduits or treatment or storage basins.
4. Control:
- a. Feeders ~~may~~ shall be manually or automatically controlled with the automatic control reverting to manual control as necessary;
 - b. ~~The feeders~~ Feeders shall be manually started following shutdown, unless otherwise approved by the ~~division commissioner~~; and
 - c. Automatic chemical dose ~~or~~ controls with residual analyzers ~~may be approved for use and~~ shall provide alarms for critical values, and shall include indicating and recording charts equipment.
5. Solution tanks. All solution tanks shall be manufactured of materials suitable ~~as a~~ for food contact surface: or that meet the requirements of 12VAC5-590-810.
- a. Means shall be provided to maintain uniform strength of solution, consistent with the nature of the chemical solution. ~~Continuous agitation is necessary~~ shall be provided to maintain slurries in suspension;.
 - b. ~~Two solution tanks of specific capacity may be required for a chemical to assure continuity of chemical application during servicing;~~ Solution tanks shall be of sufficient number and capacity to assure continuous chemical application during tank servicing, and the access openings shall be curbed and fitted with tight covers.
 - c. Each tank exceeding 30 gallons in capacity or fixed in place shall be provided with a drain unless other means of dewatering the tank are provided.
 - (1) ~~No direct~~ Direct connection between any tank or drain and a sewer ~~shall be permitted~~ is prohibited.
 - (2) All drains shall terminate at least two pipe diameters, but not less than two inches, above the rim of the receiving sump, conduit, or waste receptacle;.
 - d. Means shall be provided to indicate the solution level in the tank;.
 - e. ~~Make-up~~ Process water shall enter the tank above the rim at a distance of two pipe diameters but not less than two inches;.
 - f. Chemical solutions shall be kept covered.
 - (1) ~~Polyphosphate solutions shall be disinfected by carrying a chlorine residual when added to unchlorinated water.~~
 - (2) ~~Large tanks with access openings shall have such openings curbed and fitted with tight covers;~~
 - g. ~~Subsurface locations for~~ Buried or subsurface chemical storage or solution tanks shall: are prohibited.
 - (1) ~~Be free from sources of possible contamination;~~
 - (2) ~~Assure positive drainage for groundwaters, accumulated water, chemical spills, and overflows; and~~

h. Overflow pipes, when provided, shall:

(1) Be turned downward, ~~with end screened and when located outside, be provided with an appropriately sized screened end to prevent entry of insects and small animals.~~

(2) Have free discharge;

(3) Be located where noticeable; and

(4) Be directed so as not to contaminate the water or be a hazard to operating personnel.

6. Weighing scales:

a. Shall be provided for weighing cylinders at all water treatment plants utilizing chlorine gas; for large water treatment plants, indicating and recording type are desirable;

b. ~~Shall be required for fluoride solution~~ provided for fluorosilicic acid feed systems in conjunction with a loss of weight recorder;

c. ~~Should be required~~ Shall be considered for volumetric dry chemical feeders; and

d. Shall be accurate to measure increments of 0.5% of load.

7. Feed lines:

a. Shall be as short as possible in length of run and be:

(1) Of durable, corrosion resistant material;

(2) Easily accessible throughout entire length;

(3) Protected against freezing; and

(4) Readily cleanable.

b. Shall slope upward from chemical source to feeder, when conveying gases;

c. Shall introduce corrosive chemicals in ~~such a~~ manner as to minimize potential for corrosion;

d. Shall be designed consistent with scale forming solids depositing properties of the water, chemical solution, or mixture conveyed;

e. Shall not carry chlorine gas beyond the chlorine feeder room unless the chlorine is under vacuum; and

f. Shall be designed so that liquid alum does not mix with water prior to the point of application.

8. ~~Service water supply:~~ Process water.

a. Water used for dissolving dry chemicals, diluting liquid chemicals, or operating chemical feeders shall be:

(1) Only from a safe, approved source;

(2) Protected from contamination by appropriate means;

(3) Ample in supply and adequate in pressure;

(4) Provided with means for measurement when preparing specific solution concentrations by dilution; and

(5) Properly treated for hardness when necessary.

b. Where a booster pump is required, ~~duplicate equipment~~ a spare pump shall be provided ~~and, when necessary, standby power.~~

c. Backflow prevention shall be achieved by appropriate means such as:

(1) An air gap between fill pipe and overflow rim of solution or dissolving tank equivalent to two pipe diameters but not less than two inches;

(2) An approved reduced pressure zone backflow preventer, consistent with the degree of hazard, aggressiveness of chemical solution, back pressure sustained, location, and available means for maintaining and testing the device; or

(3) A satisfactory vacuum relief device.

D. Chemicals.

~~1. Quality:~~ a. ~~Chemical containers shall be fully labeled to include:~~

~~(1) Chemical name, purity and concentration;~~

~~(2) Supplier name and address;~~

~~(3) Precautions in handling; and~~

~~(4) Requirements of Virginia Department of Labor and Industry, Virginia Occupational Safety and Health Standards for General Industry, section 1910.1200(f).~~

b. ~~Chemicals shall meet American Water Works Association standards, where applicable, and be stamped or certified accordingly:~~

~~c. Provisions may be required for assay of the chemicals delivered where the quality is in doubt:~~

~~d. Chemicals having a distinguishing color may be used, providing the coloring material is not toxic in concentrations used and will not impart taste, odor, or color to the water supply:~~

21. Storage.

a. Space shall be provided where at least 30 days of chemical supply can be stored in ~~dry storage conditions~~ based on average dose and average annual water treatment plant flow rate. Storage shall be at a location that is convenient for efficient handling ~~unless local suppliers and safety~~. Lesser storage capacity may be approved if the owner can demonstrate that the local suppliers or other conditions indicate lesser storage is adequate will provide an uninterrupted source of chemicals.

b. Cylinders of chlorine gas shall be:

- (1) Isolated from operating areas;
- (2) Restrained in position to prevent upset; and
- (3) Stored in rooms separate from ammonia storage.

c. Liquid chemical storage tanks shall:

- (1) Have a liquid level indicator; and
- (2) Have an overflow and a receiving basin or drain capable of receiving accidental spills or overflows.

d. Special precautions shall be taken with: ~~(1) Sodium sodium chlorite, to eliminate any danger of explosion; and,~~

~~(2) e. Activated carbon, which is a potentially combustible material, requiring isolated, fireproof storage and explosion proof electrical outlets, lights, and motors in areas of dry handling. Special precautions shall be taken in areas where activated carbon is stored and fed.~~

~~(1) Isolated, cool, and dry areas free from sources of ignition shall be provided for activated carbon storage.~~

~~(2) Electrical equipment, devices, and materials shall comply with local codes.~~

~~(3) Ventilation in these hazardous areas shall be local so as not to cause dust or material to be drawn into other nonhazardous areas.~~

~~(4) Activated carbon shall not be stored with strong oxidants such as ozone, liquid chlorine, and permanganate. Liquid chlorine means liquefied, compressed chlorine gas.~~

ef. Chemicals shall be stored in covered or unopened shipping containers, unless the chemical is transferred into an approved covered storage unit.

fg. Solution storage or day tanks supplying feeders directly should have sufficient capacity for one day of operation.

gh. Acid storage tanks shall be vented to the outside atmosphere, but not through vents in common with day tanks.

32. Handling.

a. Provisions shall be made for measuring quantities of chemicals used to prepare feed solutions.

b. Storage tanks and pipelines for liquid chemicals shall be specific to the chemicals and not for alternates.

c. Chemicals that are incompatible shall not be fed, stored, or handled together.

d. Provisions shall be made for the proper transfer of dry chemicals from shipping containers to storage bins or hoppers in ~~such a way as to~~ minimize the quantity of dust ~~which that~~ may enter the room in which the equipment is installed. Control shall be provided by use of:

- (1) Vacuum pneumatic equipment or closed conveyor systems;
- (2) Facilities for emptying shipping containers in special enclosures; or
- (3) Exhaust fans and dust filters ~~which that~~ put the hoppers or bins under negative pressure.

e. ~~Precautions shall be taken with electrical equipment to prevent explosions, particularly in the use of sodium chlorite and activated carbon and other hazards.~~

f. Acids shall:

- (1) Be kept in closed, acid resistant shipping containers or storage units; and
- (2) Not be handled in open vessels, but should be pumped in undiluted form from original containers, through suitable hose, to the point of treatment or to a covered day tank.

g. Carts, elevators, and other appropriate means shall be provided for lifting chemical containers to minimize excessive lifting by operators.

h. Provisions shall be made for disposing of empty containers by an approved procedure ~~which that~~ will minimize exposure to the chemical.

E. Housing.

1. Structures, rooms, and areas accommodating chemical feed equipment shall provide convenient access for servicing, repair, and observation of operation.

2. Floor surfaces shall be smooth and impervious, slip-proof, and well drained ~~with a slope of $\frac{1}{8}$ inch per foot, minimum.~~

3. Open basins, tanks, and conduits shall be protected from chemical spills or accidental drainage.

F. Operator safety. Safety provisions shall protect people at the waterworks from chemical exposures in accordance with VOSH requirements.

1. Gases from feeders, storage, and equipment exhausts shall be conveyed to the outside atmosphere, above grade and

remote from air intakes.

2. See 12VAC5-590-1000 and 12VAC5-590-1001 for special provisions for handling and storing chlorine.

3. A plastic bottle of hydrochloric acid (muriatic acid in commercial form) shall be available for ammonia leak detection where ammonia gas is used or stored.

4. At least one pair of rubber gloves with long gauntlets, a dust respirator of a type approved by the Virginia Occupational Safety and Health Standards for General Industry, Section 1910.134 that meets the VOSH Standards for toxic dusts, and an apron or other protective clothing shall be provided for each operator in any shift who will handle dry chemicals.

5. Rubber gloves, clothing protection, and goggles shall be provided for each operator preparing chemical solutions.

6. Facilities such as emergency eye wash and showers shall be provided for washing of the face, gloves, and protective equipment.

7. See 12VAC5-590-1000 E.

12VAC5-590-865. Conventional filtration treatment.

A. Conventional filtration treatment is generally used for surface water supplies. It is defined as a series of four processes: coagulation, flocculation, sedimentation, and filtration. The specific design parameters shall consider the water supply characteristics and variability in quality due to seasonal and climatic events.

B. Conventional filtration treatment plants shall provide staged, multiple treatment process units, to allow individual units to be taken out of service without disrupting operation.

C. The commissioner may require presedimentation of waters containing high turbidity or organics (as measured by total organic carbon).

1. Presedimentation basins utilizing a coagulant feed shall have hoppers or shall be provided with continuous sludge removal equipment. The minimum hydraulic detention time shall be three hours. The commissioner may require greater detention times depending on the source water quality and the level of pretreatment required.

2. Presedimentation basins without coagulant feed shall provide a minimum hydraulic detention time of 24 hours. The design shall address future needs for solids removal and handling.

3. Incoming water shall be dispersed across the full width of the line of travel as quickly as possible; short circuiting shall be minimized. The commissioner may require baffling on large basins.

4. Provisions for bypassing presedimentation basins shall be provided.

5. Surface runoff shall be prevented from entering presedimentation basins or reservoirs.

6. Dikes shall be structurally sound and protected against wind action and erosion.

12VAC5-590-870. Mixing and sedimentation. (Repealed.)

~~A. Plants designed for processing surface waters shall:~~

~~1. Provide multiple units for coagulation, flocculation, and sedimentation at plants having a rated capacity greater than 100 gallons per minute;~~

~~2. Permit operation of flocculation basins in series or parallel;~~

~~3. Be constructed to permit units to be taken out of service without disrupting operation; and~~

~~4. Provide multiple stage treatment facilities when required by the division.~~

~~B. Water containing high turbidity or coliform organisms may require pretreatment, usually sedimentation, either with or without the addition of chemicals. When pretreatment is used, the following requirements must be met:~~

~~1. Presedimentation basins utilizing a coagulant shall have hoppers or shall be equipped with continuous sludge removal apparatus;~~

~~2. Incoming water shall be dispersed across the full width of the line of travel as quickly as possible; short circuiting must be prevented;~~

~~3. Provisions for bypassing sedimentation basins shall be included; and~~

~~4. Three hours detention is the minimum period required. Greater detention may be required depending on raw water quality.~~

~~C. Flash mixing is the rapid dispersion of chemicals throughout the water to be treated, usually by violent agitation, to enhance coagulation:~~

~~1. Turbidity removal plants other than those of the solids contact type shall provide flash mixing facilities.~~

~~2. Basins shall be equipped with mechanical mixing devices; other arrangements, such as baffling, may be acceptable only under special conditions. Where mechanical mixing devices are utilized, duplicate units or spare mixing equipment shall be provided.~~

~~3. Design parameters:~~

~~a. The detention period shall not be less than 10 seconds;~~

~~b. The design of the flash mixing unit should be based upon the mean temporal velocity gradient G (expressed as units of seconds⁻¹). Typical values for G and T are:~~

~~_____~~

T (seconds)	G (seconds ⁻¹)
20	1,000
30	900
40	700
Longer time	790

For optimization, the engineer should determine the appropriate G value and detention time through experimentation;

- c. The point of application of the coagulant shall be at the point of maximum mixing intensity;
- d. The physical configuration of the mixing basin shall be designed to eliminate vortexing; and
- e. Flash mix units should be designed to allow speed variation throughout at a range of one to three.

4. Properly designed static mixers may be utilized.

D. Flocculation mixing is the agitation of treated water at low velocity gradients for sufficient time to agglomerate coagulated particles:

1. Basin inlet and outlet design shall prevent short circuiting and destruction of floc. A drain and overflow shall be provided. Multiple units shall be provided for continuous operability and each basin shall be designed so that individual basins may be isolated without disrupting plant operation.

2. Design parameters:

- a. The minimum detention time shall be 30 minutes;
- b. The design of the flocculation units shall be based upon the value of GT (mean temporal velocity gradient in seconds⁻¹) X (detention time in seconds) which is ordinarily in the range of 20,000 to 200,000. The engineer should establish the value of GT through experimentation;
- c. Variable speed drive units shall be designed to provide speed variations throughout a range of four to one;
- d. To control short circuiting in mechanical flocculators, at least three successive compartments should be provided. In addition, special attention should be given to the ports between compartments to further suppress short circuiting;
- e. To accomplish maximum power input and reduce particle shearing, tapered flocculation should be provided;
- f. In basins utilizing vertical shaft flocculators, wing walls, or stators shall be provided to prevent vortexing; and
- g. The flocculation basins must be so designed that individual basins may be isolated without disrupting plant operation.

3. Flocculation and sedimentation basins shall be as close together as possible. The velocity gradient of the flocculated water through pipes or conduits to settling basins shall not be greater than the velocity gradient utilized in flocculating the water. Where velocity gradient is not used as a design parameter, the linear velocity in pipes and conduits from the flocculators to the settling basin shall not exceed 0.5 feet per second. Allowances must be made to minimize turbulence at bends and changes in direction.

4. Baffling may be used to provide for flocculation in small plants only after consultation with the division. The design should be such that the velocity gradients noted above may be maintained. Turbidity removal plants other than solids contact shall provide flocculation basins:

5. Safety. Guard rails and adequate lighting shall be provided.

E. Sedimentation shall follow flocculation/mixing. The detention time for effective clarification is dependent upon a number of factors relating to basin design and the nature of the raw water. The number of basins required is dependent upon the plant size, turbidity, color, colloidal matter, and taste and odor causing compounds to be removed.

1. Plants utilizing rapid rate gravity filters in conjunction with conventional sedimentation shall provide a minimum of four hours effective settling (detention) time. Effective settling time shall be calculated using the volume of the basins from the stilling wall to the submerged effluent orifice or weir.

2. Inlets shall be designed to distribute the water equally and at uniform velocities. Open ports, submerged ports, stilling walls, and similar entrance arrangements are required. Where stilling walls are not provided, a baffle shall be constructed across the basin close to the inlet and shall project several feet below the water surface to dissipate inlet velocities and provide uniform flows across the basin.

3. Outlet devices shall be designed to maintain velocities suitable for settling in the basin and to minimize short circuiting. The use of submerged orifices or submerged weirs is required. The maximum velocity gradient in pipes and conduits from the settling basins to the filters shall not exceed that used in flocculation. Where velocity gradient is not used as a parameter the linear velocity in pipes and conduits from settling basins shall not exceed 1.0 foot per second.

4. Rectangular sedimentation basins should be designed with a length to width ratio of at least four to one. Surface overflow rates should be within the range of 0.25 to 0.38 gallons per minute per square foot in processes utilizing flocculation, the lower limit being utilized for cold waters and the higher limit being applied to warm waters.

5. The circular clarifiers of the center feed, peripheral feed, and spiral flow type will be considered on an individual basis.

6. Basins shall be provided with a means for dewatering. Basin bottoms shall slope toward the drain not less than one foot in

twelve feet unless mechanical sludge collection equipment is provided.

7. Superstructures are acceptable at specific plant locations where necessary. In areas where settling basins are subject to high and frequent cross winds, consideration should be given to the provision of windbreaks.

8. The velocity through settling basins shall not exceed 1.0 foot per minute. The basins shall be designed to minimize short circuiting. Baffles shall be provided as necessary to minimize short circuiting.

9. An overflow weir (or pipe) shall be installed which will establish the maximum water level desired on top of the filters. It shall discharge with a free fall at a location where the discharge will be noted.

10. Permanent ladders or handholds shall be provided for safety on the inside walls of basins above the water level. Guard rails shall be included. Flushing lines or hydrants shall not include interconnection of the potable water with nonpotable water.

11. For plants having a capacity of 100 gallons per minute or more, multiple basins are required and shall be so designed that individual basins may be isolated without disrupting plant operation.

12. Mechanical sludge collecting equipment shall be considered for all plants with a capacity of 100 gallons per minute or more.

13. Facilities are required by the State Water Control Board for disposal of sludge (see 12VAC5-590-990). Provision shall be made for the operator to observe or sample sludge being withdrawn from unit.

F. Units that combine softening and clarification are acceptable where water characteristics are not variable and flow rates are uniform. Before solids contact units are considered as clarifiers without softening, specific approval of the division shall be obtained. Clarifiers shall be designed for the maximum uniform rate and shall be adjustable to changes in flow which are less than the design rate and for changes in water characteristics. A minimum of two units is required:

1. A representative of the manufacturer shall supervise the installation and initial operation of each unit.

2. The following equipment shall be provided for plant operation:

a. Complete outfit of tools and accessories; and

b. Adequate piping with suitable sampling taps so located as to permit the collection of samples of water from critical portions of the units.

3. Chemical feed requirements are those listed in 12VAC5-590-860.

4. Mixing devices shall be constructed to:

a. Provide good mixing of the raw water with previously formed sludge particles; and

b. Prevent deposition of solids in the mixing zone.

5. Flocculation equipment:

a. Shall be adjustable;

b. Shall insure that coagulation occurs in a separate chamber or baffled zone within the unit; and

c. Shall provide a flocculation and mixing period of at least 30 minutes.

6. The sludge equipment shall provide either internal or external sludge concentrators in order to obtain a concentrated sludge with a minimum of waste water.

7. Sludge removal design shall provide that:

a. Sludge pipes shall be not less than three inches in diameter and so arranged as to facilitate cleaning;

b. Entrance to sludge withdrawal piping will prevent clogging;

c. Valves are located outside the tank for accessibility;

d. The operator may observe or sample sludge being withdrawn from the unit; and

e. A timeclock with proportional timer shall be provided for automatic blowoff.

8. Cross connections:

a. Blowoff outlets and drains shall terminate and discharge at a place satisfactory to the division; and

b. Cross connection control shall be included for the potable water mains used to backflush sludge lines.

9. The detention time shall be established on basis of the raw water characteristics and other local conditions that affect the operation of the unit. Based on design flow rates, the minimum detention time shall be:

a. Two hours for suspended solids contact clarifiers; and

b. One hour for the suspended solids contact softeners.

10. Softening units should be designed so that continuous slurry concentrates of 1.0% or more, by weight, can be satisfactorily maintained.

11. Water losses:

a. Solids contact units shall be provided with suitable controls for sludge withdrawal;

b. Total water losses should not exceed:

(1) Five percent for clarifiers; and

(2) Three percent for softening units; and

- c. The solids concentration of sludges bled to waste should be:
 - (1) Three percent by weight for clarifiers;
 - (2) Five percent by weight for softeners.
- 12. Units used as clarifiers should be equipped with orifices. Units used for softening should be equipped with either overflow weirs or orifices. Weirs shall be:
 - a. Adjustable;
 - b. At least equivalent in length to the perimeter of the tank; and
 - c. Constructed so that surface water does not travel over 10 feet horizontally to the collection trough.
- 13. Weir loading:
 - a. Weir loading shall not exceed 20 gallons per minute per foot of weir length for units used as softeners; and
 - b. Orifices shall produce uniform rising rates over the entire area of the tank and shall provide for an exit velocity not to exceed 1.0 foot per second.
- 14. Upflow rates shall not:
 - a. Exceed 1.75 gpm/ft² of area at the slurry separation line for units used as softeners; or
 - b. Exceed 1.0 gpm/ft² of area at the sludge separation line for units used as clarifiers.
- 15. Consideration shall be given to providing a superstructure to enclose the solids contact unit, to enhance the treatment process, and for the protection of piping and associated sampling valves.

12VAC5-590-871. Coagulation and flocculation.

A. Rapid mixing is the rapid dispersion of chemicals throughout the water to be treated, usually by violent agitation, to promote coagulation.

- 1. Rapid mix basins or in-line static mixers shall be provided.
- 2. Basins shall be equipped with mechanical mixing devices. Other arrangements, such as baffling, may be acceptable under special conditions and only when approved by the commissioner. Where mechanical mixing devices are utilized, duplicate units or spare mixing equipment shall be provided.
- 3. Rapid mix basins with mechanical mixers should be based upon the mean temporal velocity gradient "G" (expressed as units of seconds⁻¹). The owner's engineer shall submit the basis for the selected velocity gradient considering the chemicals to be added and water temperature. Typical values for G and T are:

TABLE 871.1

Rapid Mix Basin GT Values

T (seconds)	G (seconds ⁻¹)
20	1,000
30	900
40	700
60	600

- a. The point of application of the coagulant shall be at the point of maximum mixing intensity;
- b. The physical configuration of the mixing basin shall be designed to eliminate vortexing; and
- c. Mechanical mixers should be designed to allow speed variation with a highest speed of at least three times the lowest speed.

B. Flocculation mixing is the agitation of treated water at low velocity gradients for sufficient time to agglomerate coagulated particles.

- 1. Basin inlet and outlet design shall prevent short circuiting and destruction of floc. A drain and overflow shall be provided. Multiple units shall be provided for continuous operability and each basin shall be designed so that individual basins may be isolated without disrupting plant operation. Basins shall be arranged to allow for either series or parallel operation.
- 2. Design parameters:
 - a. The minimum detention time shall be 30 minutes for water treatment plants employing rapid rate gravity filters, and 20 minutes for water treatment plants using high rate gravity filters. Basin flow-through velocity should not be less than 0.5 ft/min or greater than 1.5 ft/min.
 - b. The design of the flocculation units shall be based upon the value of GT which is ordinarily in the range of 20,000 to 200,000. The owner's engineer should establish the value of GT through experimentation.
 - c. Agitators shall be driven by variable speed drive units with peripheral tip speed of paddles ranging from 0.5 to 3.0 ft/sec.
 - d. To control short circuiting in mechanical flocculators, at least three successive compartments should be provided. In

addition, special attention should be given to the ports between compartments to further suppress short circuiting.

e. To accomplish maximum power input and reduce particle shearing, tapered flocculation should be provided.

f. In basins utilizing vertical shaft flocculators, wing walls or stators shall be provided to prevent vortexing.

3. Flocculation and sedimentation basins shall be as close together as possible. The velocity gradient of the flocculated water through pipes or conduits to settling basins shall not be greater than the velocity gradient utilized in flocculating the water. Where velocity gradient is not used as a design parameter, the linear velocity in pipes and conduits from the flocculators to the settling basin shall not exceed 0.5 ft/sec unless otherwise approved by the commissioner. Allowances shall be made to minimize turbulence at bends and changes in direction.

4. Baffling may be used for flocculation in small water treatment plants only when approved by the commissioner. The design should allow the velocity gradients noted in subdivision B 3 of this subsection to be maintained.

12VAC5-590-872. Sedimentation.

A. The water treatment plant capacity, source water quality, and filtration process used shall be considered in determining the number and design of sedimentation basins.

B. The minimum settling time shall be four hours for water treatment plants employing rapid rate gravity filters, and a minimum of three hours for water treatment plants using high rate gravity filters. Reduced settling times may be approved by the commissioner where effective settling is demonstrated. Effective settling time shall be calculated using the volume of the basins from the stilling wall to the submerged effluent orifice or weir, including the volume under launders or finger weirs.

C. Inlets shall be designed to distribute the water equally and at uniform velocities. Open ports, submerged ports, stilling walls, and similar entrance arrangements are required. Port velocities should be in the range of 0.5 ft/sec to 1.5 ft/sec. Where stilling walls are not provided, a baffle shall be constructed across the basin close to the inlet and shall project several feet below the water surface to dissipate inlet velocities and provide uniform flows across the basin.

D. Outlet weirs or submerged orifices shall be designed to maintain settling velocities in the basin and minimize short circuiting. Outlet weirs and submerged orifices shall be designed as follows:

1. The rate of flow over the outlet weir shall not exceed 20,000 gpd/ft of the outlet launder.

2. Submerged orifices shall not be located lower than 3 ft below the normal water surface.

3. The entrance velocity through the submerged orifices shall not exceed 0.5 ft/sec.

E. The linear velocity in pipes and conduits from settling basins shall not exceed 1.0 ft/sec.

F. Rectangular sedimentation basins shall be designed with a length-to-width ratio of at least 4:1.

G. Surface overflow rates shall be within the range of 0.25 to 0.38 gpm/ft² in water treatment plants using rapid rate filters, and a maximum of 0.5 gpm/ft² for water treatment plants using high rate filters. Increased surface overflow rates and reduced settling times may be approved by the commissioner where effective settling is demonstrated. The length and area between launders and finger weirs may be included in determining length-to-width ratio and overflow rates.

H. Basins shall be provided with a means for dewatering. Basin bottoms shall slope toward the drain not less than one foot in 12 feet unless mechanical sludge collection equipment is provided.

I. In areas where settling basins are subject to high and frequent cross winds, windbreaks shall be considered. Covers or enclosures shall be considered in locations subject to freezing.

J. The velocity through settling basins shall not exceed 1.0 ft/min. The basins shall be designed to minimize short circuiting. Baffles shall be provided as necessary to minimize short circuiting.

K. Multiple basins shall be provided for continuous operability and each basin shall be designed so that individual basins may be isolated without disrupting plant operation.

L. Mechanical sludge collecting equipment shall be considered for all plants.

M. Sedimentation basins with tube or plate settlers shall meet the following design requirements:

1. Inlet and outlets shall be designed to maintain velocities suitable for settling in the basin and minimize short circuiting. Plate units shall be designed to ensure even flow distribution across the units.

2. Drain piping from the settler units shall be sized to facilitate a quick flush of the basin and to prevent flooding other portions of the plant.

3. Where units are located outdoors adequate freeboard shall be provided above the top of the settlers to prevent freezing.

4. The maximum loading for tube settlers shall be 2 gpm/ft² of cross-sectional area unless higher rates are demonstrated through pilot plant or in-plant demonstration studies.

5. The maximum loading for plate settlers shall be 0.5 gpm/ft² based upon 80% of the projected horizontal plate area.

6. Flushing lines shall be provided to facilitate maintenance and shall be properly protected against backflow or backsiphonage.

12VAC5-590-873. Solids contact treatment units.

A. Solids contact units shall be acceptable for combined flocculation and clarification where source water characteristics are not variable and flow rates are uniform. When approved, these units shall be designed for the maximum uniform rate and shall be adjustable to changes in flow that are less than the design rate and for changes in water characteristics.

B. A minimum of two units shall be provided.

C. A rapid mix device designed in accordance with 12VAC5-590-871 A shall be provided. Mixing devices shall be constructed to:

1. Provide good mixing of the source water with previously formed sludge particles; and
2. Prevent deposition of solids in the mixing zone.

D. Flocculation equipment designed in accordance with 12VAC5-590-871 B shall:

1. Be equipped with an adjustable drive mechanism;
2. Insure that coagulation occurs in a separate chamber or baffled zone within the unit; and
3. Provide a flocculation period of at least 20 minutes.

E. The sludge equipment shall provide either internal or external sludge concentrators in order to obtain a concentrated sludge with a minimum of waste water. Sludge removal systems shall provide:

1. Sludge pipe sizes of not less than three inches in diameter;
2. Piping arrangements to prevent clogging and to facilitate cleaning;
3. Valves that are located outside the tank for accessibility;
4. A means to observe or sample sludge being withdrawn from the unit;
5. A time clock with proportional timer with automatic blow-off; and
6. Suitable controls for sludge withdrawal.

F. Cross connections.

1. Blow-off outlets and drains shall terminate and discharge at a place satisfactory to the commissioner; and
2. Cross connection control shall be included for the potable water mains used to flush sludge lines.

G. The detention time shall be established on the basis of the source water characteristics and other local conditions that affect the operation of the unit. The minimum detention time shall be two hours for suspended solids contact clarifiers.

H. Orifices shall produce uniform rising rates over the entire area of the tank and shall provide for an exit velocity not to exceed 1.0 ft/sec.

I. Upflow rates shall not exceed 1.0 gpm/ft² of area at the sludge separation line.

12VAC5-590-874. Gravity filtration.

A. At least two gravity filter units shall be provided in conventional filtration treatment plants and direct filtration treatment plants.

B. Filter loading rates shall not exceed 2.0 gpm/ft² of filter area for rapid rate filters, and shall not exceed 4.0 gpm/ft² for high rate filters, during normal operation. Alternative loading rates may be approved by the commissioner when effective filtration is demonstrated.

C. The filter structure shall be so designed as to comply with the following:

1. The walls within the filter shall be vertical;
2. The filter walls shall not protrude into the filter media;
3. There shall be no common wall between filtered or finished water and any lesser quality water;
4. The filter shall be covered by a superstructure if determined necessary under local climatic conditions;
5. There shall be head room to allow normal inspection and operation;
6. A curb at least four inches high shall surround each filter to prevent floor drainage into the filter;
7. The maximum velocity gradient of treated water in pipes and conduits to the filters shall not exceed that used in flocculation. Where velocity gradient is not used as a design parameter, the linear velocity in pipes and conduits from settling basins to filters shall not exceed 1.0 ft/sec;
8. Influent pipes or conduits, where solids loading is heavy, shall be straight and equipped with cleanouts;
9. Backwash water drain capacity shall be sufficient to carry the maximum flow;
10. Access in the form of walkways not less than 24 inches in width shall be provided to each filter; and
11. The normal operating water surface on a filter shall be at the same hydraulic grade level as the sedimentation basin, if no intermediate treatment process is provided.

D. Backwash water troughs shall be so designed as to provide:

1. Bottom elevation of the trough above the maximum level of expanded media during backwashing;
2. At least a two inch freeboard inside the trough at the maximum rate of wash;
3. A level top or edge;
4. Spacing so that each trough serves an equal area of each filter; and
5. Maximum horizontal travel of suspended particles to reach the trough not to exceed 3.0 ft.

E. Filter media shall be free from detrimental chemical or bacterial contaminants. Acceptable filter media shall include anthracite coal, silica sand, garnet sand, and GAC. Other natural or synthetic media may be approved by the commissioner when pilot or full-

scale demonstration studies demonstrate that the media is capable of meeting the filter effluent turbidity treatment technique requirements in Part II of this chapter.

1. Filters may be of single media, dual media, or multi-media design depending upon the water to be treated and the specific filtration process employed. A total media depth of not less than 27 inches shall be provided after cleaning and scraping.

2. Types of filter media:

a. Anthracite coal. A sieve analysis shall be provided. Anthracite media shall have:

(1) An effective size of 0.45 mm to 0.55 mm with a uniformity coefficient of not greater than 1.65 when used alone.

(2) An effective size of 0.8 mm to 1.2 mm with a uniformity coefficient of not greater than 1.85 when used in dual or multi-media filters.

b. Silica sand. A sieve analysis shall be provided. The media shall be clean silica sand having an effective size of from 0.35 mm to 0.55 mm and a uniformity coefficient not greater than 1.65.

c. Garnet sand. A sieve analysis shall be provided. The media shall have an effective size of from 0.15 mm to 0.35 mm.

d. Granular activated carbon (GAC) may be used as a media for filtration. The commissioner may require pilot studies where precursor or organics removal is a treatment objective. The design shall include the following:

(1) GAC media shall meet the basic specifications for filter media contained in this section, except the uniformity coefficient shall not be greater than 2.0. The commissioner may allow larger size media based upon pilot or full-scale demonstration testing. The commissioner may require that a layer of sand media be placed below the GAC.

(2) Provisions shall be made for periodic treatment of GAC filter material for control of bacteria and other growths.

(3) Provisions shall be made for GAC media replacement or regeneration.

(4) Only materials suitable for use with GAC media filters shall be utilized.

F. Support media.

1. Sand. A sieve analysis shall be provided. A three inch layer of sand shall be used as a supporting media for the filter media where supporting gravel is used and shall have an effective size of 0.8 mm to 2.0 mm and a uniformity coefficient not greater than 1.7.

2. Gravel, when used as the supporting media, shall consist of hard, rounded particles and shall not include flat or elongated particles. The coarsest gravel shall be 2½ inches in size when the gravel rests directly on the strainer system, and shall extend above the top of the perforated laterals or strainer nozzles. Not less than four layers of gravel shall be provided in accordance with the size and depth distribution specified in Table 874.1.

3. Changes of gravel depths and sizes may be considered by the commissioner where proprietary filter bottoms are proposed.

TABLE 874.1

Gravity Filter Gravel Support Bed

SIZE	DEPTH
2 1/2 to 1 1/2 inches	5 to 8 inches
1 1/2 to 3/4 inches	3 to 5 inches
3/4 to 1/2 inches	3 to 5 inches
1/2 to 3/16 inches	2 to 3 inches
3/16 to 3/32 inches	2 to 3 inches

G. Filter bottoms and strainer systems. The commissioner may allow deviations from requirements of this subdivision for high rate filters and for proprietary filter bottoms. Porous plate bottoms shall not be used where iron or manganese or hard water may result in clogging. The design of manifold type collection systems shall:

1. Minimize loss of head in the manifold and laterals;

2. Assure even distribution of backwash water and an even rate of filtration over the entire area of the filter;

3. Provide a ratio of the area of the final openings of the strainer systems to the area of the filter of about 0.003;

4. Provide a total cross-sectional area of the laterals at about twice the total area at the final openings; and

5. Provide a manifold that has a cross-sectional area which is 1½ to two times the total area of the laterals.

H. Surface wash or air scouring of filters shall be provided.

1. All rotary surface wash devices shall be designed with:

a. Provisions for water pressures of at least 45 psi;

b. A vacuum breaker or other device or assembly to prevent backsiphonage;

c. Adequate surface wash water to provide 0.5 to 1.0 gpm/ft² of filter area.

2. Air scouring shall provide for:

- a. An air flow rate of three to five scfm/ft² of filter area when air is introduced in the underdrain. A lower air flow rate shall be used when the air scour distribution system is placed above the underdrain.
- b. A method for avoiding loss of filter media during backwashing.
- c. A fluidization backwash following air scour sufficient to re-stratify the filter media. The backwash water delivery system shall be in accordance with this section except the rate of flow should not exceed 8.0 gpm/ft² unless operating experience demonstrates that a higher rate is necessary to remove scoured particles from the filter media.

I. Turbidity monitoring.

1. Indicating and recording turbidimeters meeting the requirements of 12VAC5-590-770 B shall be provided for:
 - a. The source water;
 - b. The settled water from each sedimentation basin;
 - c. The filter effluent from each filter; and
 - d. The combined filter effluent.
2. Finished water indicating and recording turbidimeters shall be considered if chemical pH adjustment occurs following filtration.
3. The location of the turbidity sample tap shall allow turbidity to be monitored for both the filtered water and the filter-to-waste water.
4. The design may incorporate an operator selected filter effluent high turbidity alarm.

J. Appurtenances.

1. A sampling tap shall be placed between each filter and the effluent rate-of-flow controller to sample filtered water and filter-to-waste water. The location of sample taps shall allow turbidity to be monitored of both the filtered water and the filter-to-waste water.
2. Indicating and recording loss-of-head gauges shall be provided on all filters having a capacity of greater than 100 gpm. An indicating loss of head gauge shall be provided on all filters having a capacity of 100 gpm or less.
3. Indicating and recording rate-of-flow gauges shall be provided on all filters having a capacity of greater than 100 gpm. An indicating and totalizing water meter may be used in lieu of an indicating and recording gauge on filters having a capacity of 100 gallons per minute or less.
4. Effluent rate-of-flow controllers of the direct acting, indirect acting, or constant rate types shall be provided on each filter.
 - a. All control devices used shall incorporate an auxiliary shutoff valve in the filter effluent line. Indirect and direct acting effluent rate-of-flow control devices shall start operation from the closed position. Failure of indirect acting controllers shall not result in any increase in the rate of flow.
 - b. Filter effluent rate-of-flow control that simply maintains a constant water level on the filter is prohibited.
 - c. Control devices shall be configured to prevent exceeding the design filter hydraulic loading rate when any filter is taken out of service.
5. Provisions for draining the filter-to-waste (rewash) with appropriate backflow prevention and rate control shall be provided on each filter. The filter-to-waste design flow rate shall be equal to the filtration rate.
6. A high pressure hose and hose rack shall be provided to allow washing down filter walls.

K. Backwash provisions.

1. Filtered or finished water shall be applied uniformly across the filter in an upflow direction to provide at least 50% media expansion during all operating conditions. This will normally require backwash flow rates of up to 20 gpm/ft²-depending on media size, media specific gravity, uniformity coefficient, and water temperature.
2. The backwash water shall be provided at the required rate by backwash pumps, backwash water tanks, the high service main, or a combination of these methods. Consideration should be given to including provisions to obtain backwash water from the distribution system or other sources, to supply backwash water during plant start-up or during catastrophic events.
3. At least two backwash water pumps shall be installed unless an alternate means of obtaining backwash water is available.
4. The volume of backwash water provided shall be sufficient to backwash one filter at the design backwash flow rate and duration during the warmest water temperature. This backwash water volume shall be in addition to any other water storage requirements.
5. A backwash water controller or valve shall be provided on the main backwash water supply line to obtain the desired rate of filter wash with the backwash water valves on the individual filters open wide.
6. Consideration shall be given to provide for seasonal adjustments of the backwash flow rate, to ensure proper backwashing while preventing media loss and to conserve water.
7. The rate-of-flow indicator on the main backwash water supply line shall be located so that it may easily be read by the operator during the backwashing process.
8. Where backwash water pumps are provided, a means for air release shall be installed between the backwash water pump and the backwash water valve.

L. Other design considerations.

1. Roof drains shall not discharge into the filter or basins and conduits preceding the filters.
2. Provision shall be made for continuous operation of all other filtering units while one filtering unit is out of operation.
3. High rate filtration shall be provided with precise coagulation control. A multiple six-gang stirring machine for performing jar tests shall be provided in addition to one or more of the following means of controlling the coagulation process:
 - a. Zeta potential, as measured by microelectrophoresis.
 - b. Pilot filters. Where dual pilot filters are used, two units shall be provided. Each pilot filter shall consist of a small filter (about six inches in diameter) containing the same type and depth of media as the plant filters. The pilot filter shall be equipped with recording turbidimeters on the effluent to measure the filterability of the water as reflected by turbidity monitoring.
 - c. Streaming current monitor, defined as a continuous sampling instrument that measures the electric current generated when water flows past suspended particles contained in the water.
4. High rate filtration shall be provided with indicating and recording pH monitoring equipment for:
 - (1) The source water;
 - (2) The rapid mix effluent; and
 - (3) The finished water leaving the treatment plant.

12VAC5-590-875. Direct filtration.

A. Direct filtration is defined as a series of treatment processes including coagulation and filtration, but excluding sedimentation. Direct filtration shall be considered only for treatment of high quality and seasonally consistent surface water supplies or GUDI water supplies.

B. An in-plant demonstration study or pilot study shall be required to demonstrate acceptable performance of direct filtration. The study shall be conducted over a sufficient time to treat all expected source water conditions throughout the year. The pilot plant filter shall be of a similar type and operated in the same manner as proposed for full-scale operation.

C. The commissioner may require presedimentation meeting the requirements of 12VAC5-590-865 C be provided prior to direct filtration treatment plants.

D. Rapid mix coagulation and flocculation shall be provided, meeting the requirements of 12VAC5-590-871.

E. Filters shall be dual media or multimedia gravity filters. Design of filtration units shall meet requirements for rapid rate or high rate gravity filters in 12VAC5-590-874, including filter structure, filter media, support gravel, backwash provisions, rate-of-flow control, surface wash, or air scour. Alternative designs maybe considered by the commissioner.

F. Turbidity monitoring.

1. Indicating and recording turbidimeters meeting the requirements of 12VAC5-590-770 B shall be provided for:

- a. The source water;
- b. The filter effluent from each filter; and
- c. The combined filter effluent.

2. Finished water indicating and recording turbidimeters shall be considered if chemical softening occurs following filtration.

G. Where automatic unit process control is provided, manual override of all automatic features shall be provided.

1. Automatic startup of treatment plant unit processes is prohibited.
2. Valve actuators shall be provided with manual override capability.

12VAC5-590-880. Filtration Diatomaceous earth filtration.

~~A. Rapid rate gravity filters acceptable for the treatment of water from surface water sources or groundwater sources under the direct influence of surface water:~~

~~1. Pretreatment is required where rapid rate gravity filters are utilized. Pretreatment shall include but not be limited to disinfection, coagulation, flocculation, and sedimentation.~~

~~2. At least two filtering units shall be provided at plants having a rated capacity of more than 100 gpm and less than 2 MGD. The total number of filters necessary at plants having a rated capacity equal to or greater than 2 MGD may be estimated utilizing the following formula:~~

$$N = 2.7 (Q)^{0.5}$$

~~(Formula as per Morrell and Wallace from Hardenbergh and Rodie's "WATER SUPPLY AND WASTE DISPOSAL 1960").~~

~~Where N equals number of filter units and Q equals plant capacity in million gallons per day.~~

~~3. The design rate of filtration shall be two gallons per minute per square foot of filter area.~~

~~4. The filter structure shall be so designed as to comply with the following requirements:~~

- ~~a. The walls within the filter shall be vertical;~~

- b. The filter walls shall not protrude into the filter media;
- c. The filter shall be covered by a superstructure if determined necessary under local climatic conditions;
- d. There shall be head room to permit normal inspection and operation;
- e. The filter shall have a minimum depth of 8½ feet as measured from the normal operating water surface to the bottom of the underdrainage system;
- f. A minimum water depth of three feet as measured from the normal operating water surface to the surface of the filter sand;
- g. There shall be a water seal on the effluent line to prevent backflow of air to the filters;
- h. A curb at least four inches high shall surround each filter to prevent floor drainage into the filter;
- i. A hand rail shall enclose each filter or filter bank;
- j. The maximum velocity gradient of treated water in pipes and conduits to the filters shall not exceed that used in flocculation. Where velocity gradient is not used as a parameter, the linear velocity in pipes and conduits from settling basins to filters shall not exceed 1.0 foot per second;
- k. Influent pipes or conduits where solids loading is heavy, or following lime soda softening, shall be straight and equipped with cleanouts.
- l. Washwater drain capacity shall be sufficient to carry the maximum flow;
- m. Access in the form of walkways not less than 24 inches in width shall be provided to each filter; and
- n. The normal operating water surface on a filter shall be at the same hydraulic grade level as the sedimentation basin.

5. Washwater troughs shall be so designed as to provide:

- a. Bottom elevation of the trough above the maximum level of expanded media during washing;
- b. A top elevation of the trough above the filter surface, not to exceed 30 inches;
- c. A two inch freeboard at the maximum rate of wash;
- d. A level top or edge;
- e. Spacing so that each trough serves the same number of square feet of filter area; and
- f. Maximum horizontal travel of suspended particles to reach trough not to exceed three feet.

6. Filter material:

- a. Sand--A sieve analysis shall be provided by the design engineer. The media shall be clean silica sand having:
 - (1) A depth of not less than 27 inches and generally not more than 30 inches after cleaning and scraping; and
 - (2) An effective size of from 0.35mm to 0.5mm, depending upon the quality of the raw water and a uniformity coefficient not greater than 1.6.
- b. Supporting media for the filter sand--A sieve analysis shall be provided by the design engineer. A three-inch layer of torpedo sand shall be used as a supporting media for the filter sand; such torpedo sand shall have:
 - (1) An effective size of 0.8mm to 2.0mm; and
 - (2) A uniformity coefficient not greater than 1.7.
- c. Anthracite--A sieve analysis shall be provided by the design engineer. Clean crushed anthracite or a combination of sand and anthracite may be considered on the basis of data specific to the project; this media shall have:
 - (1) An effective size from 0.45mm to 0.8mm; and
 - (2) A uniformity coefficient not greater than 1.7.
- d. Gravel, when used as the supporting media, shall consist of hard, rounded particles and shall not include flat or elongated particles. The coarsest gravel shall be 2 ½ inches in size when the gravel rests directly on the strainer system, and must extend above the top of the perforated laterals or strainer nozzles. Not less than four layers of gravel shall be provided in accordance with the following size and depth distribution:

SIZE	DEPTH
2-1/2 to 1-1/2 inches	5 to 8 inches
1-1/2 to 3/4 inches	3 to 5 inches
3/4 to 1/2 inches	3 to 5 inches
1/2 to 3/16 inches	2 to 3 inches
3/16 to 3/32 inches	2 to 3 inches

Reduction of gravel depths may be considered upon application to the division where proprietary filter bottoms are proposed.

- e. Granular activated carbon - See 12VAC5-590-960 B-6.

7. Porous plate bottoms shall not be used where iron or manganese may clog them or with waters softened by lime. The design

of manifold type collection systems shall be such as to:

- a. Minimize loss of head in the manifold and laterals;
- b. Assure even distribution of washwater and an even rate of filtration over the entire area of the filter;
- c. Provide a ratio of the area of the final openings of the strainer systems to the area of the filter of about 0.003;
- d. Provide a total cross sectional area of the laterals at about twice the total area at the final openings; and
- e. Provide a manifold which has a cross sectional area which is 1 ½ to two times the total area of the laterals.

8. Surface wash facilities are required. Revolving type surface washers shall be provided; however, other types may be considered. All rotary surface wash devices shall be designed with:

- a. Provisions for water pressures of 45 to 100 psi;
- b. A vacuum breaker or other device to prevent backsiphonage;
- c. Provisions for adequate surface wash water to provide 0.5 to one gallon per minute per square foot of filter area; and
- d. Air washing may be considered.

9. The following shall be provided for every filter:

- a. A sampling tap shall be placed between the filter and the effluent rate of flow controller and shall be equipped with an auxiliary spigot at the point of connection to the effluent line;
- b. Indicating and recording loss of head gauges shall be required on all filters having a capacity of greater than 100 gallons per minute. An indicating loss of head gauge shall be required on all filters having a capacity of 100 gallons per minute or less;
- c. Indicating and recording rate of flow gauges shall be required on all filters having a capacity of greater than 100 gallons per minute. An indicating and totalizing water meter may be used in lieu of an indicating and recording gauge on filters having a capacity of 100 gallons per minute or less;
- d. Effluent rate of flow controllers of the direct acting, indirect acting, constant rate, or declining rate types shall be required on each filter. All control devices used must incorporate an auxiliary shutoff valve in the filter effluent line. Indirect and direct acting effluent rate of flow control devices shall start operation from the closed position; Failure of indirect acting controllers shall not result in any increase in the rate of flow, at the time of failure;
- e. Provisions for draining the filter to waste (rewash) with appropriate measure for backflow prevention are required;
- f. Hose bibb, hose, and suitable rack for storage of hoses are required; and
- g. Indicating and recording turbidimeters on filter effluent with automatic high turbidity alarm are required at all plants having a capacity of 10 MGD or more.

10. Provisions shall be made for washing filters (backwashing) as follows:

- a. A minimum rate of 15 gallons per square foot per minute, consistent with water temperatures and specific gravity of the filter media; a rate of 20 gallons per square foot per minute or more is recommended to provide for adequate expansion of the filter media;
- b. Filtered water shall be provided at the required rate by washwater tanks, a washwater pump, from the high service main, or a combination of these;
- c. Washwater pumps shall be in duplicate unless an alternate means of obtaining washwater is available;
- d. The volume of washwater shall provide for not less than 15 minutes wash of one filter at the design rate of wash;
- e. A washwater controller or valve shall be provided on the main washwater line to obtain the desired rate of filter wash with the washwater valves on the individual filters open wide;
- f. The rate of flow indicator on the main washwater line shall be located so that it can be easily read by the operator during the washing process; and
- g. Where backwash pumps are provided, a means for air release must be provided between the backwash pump and the washwater valve.

11. Miscellaneous:

- a. Roof drains shall not discharge into the filter or basins and conduits preceding the filters;
- b. Provisions must be made for continuous operation of all other filtering units while one filtering unit is out of operation; and
- c. Automatic startup of filtering units is prohibited.

B. High rate gravity filters are acceptable for the treatment of water from surface water sources or groundwater sources under the direct influence of surface water. See 12VAC5-590-890 for design requirements.

C. Slow sand gravity filters are acceptable for the treatment of water from certain surface water sources or certain groundwater sources under the direct influence of surface water:

1. Source restrictions. Raw water quality for application to a slow sand filter without pretreatment shall meet the following requirements:

- a. Not exceed a turbidity level of 5 NTU monthly average or 30 NTU peak day over a one year period;

b. Not exceed 800 total coliforms in 80% of a minimum of 50 samples taken over a minimum of a 52-week period;
c. Not exceed an apparent color level of 15 CU monthly average over a one-year period; and

d. Groundwater sources under the direct influence of surface water shall pilot test to determine if the water contains sufficient nutrients for slow sand filtration to be a viable option.

2. Pretreatment. Raw waters that cannot meet the criteria listed in 12VAC5-590-880 C 1 a through c shall be treated to that quality prior to application to a slow sand gravity filter.

a. Presedimentation may be an appropriate pretreatment depending on the size and specific gravity of the turbidity particles.

b. Coarse media filtration of either a horizontal or vertical flow configuration may be appropriate for reducing levels of smaller size particles. Normally such roughing filters would be designed to accommodate periodic media removal, cleaning, and replacement.

c. Chemical flocculation and coagulation is normally not appropriate pretreatment for slow sand gravity filters.

d. Preoxidation is normally not appropriate pretreatment for slow sand gravity filters.

3. Number of filters. At least two filters shall be provided. In all cases the filters shall be capable of meeting the design maximum daily water demand with one filter out of service.

4. Filter media. Sand shall be clean silica sand that meets the following criteria:

a. The effective size shall be between 0.15 mm and 0.35 mm.

b. The uniformity coefficient shall not exceed 2.5.

c. The sand depth shall not exceed 55 inches. A minimum depth of 30 inches is required for normal operation.

5. Supporting media. Gravel shall meet the requirements of 12VAC5-590-880 A 6 d.

6. Structural details.

a. Sufficient head room shall be provided for normal movement on the filter by operating personnel for periodic sand removal operations.

b. Adequate manholes and access ports shall be provided for moving sand off and onto the filter.

c. There shall be no common wall between finished water and any lesser quality water.

d. Consideration should be given to providing facilities for dirty sand storage and washing, as well as for clean sand storage.

e. All slow sand filters should be covered.

7. Hydraulic design.

a. Filter to waste shall be provided for all slow sand filters.

b. Water entering the filter shall be distributed in a manner such that the surface of the filter shall not be disturbed in any way.

c. The nominal rate of filtration may range from 45 to 150 gpd/ft² (0.031 to 0.10 gpm/ft²) of sand area.

d. The minimum depth of water over the filters shall be three feet. The maximum depth of water over the filters shall not exceed five feet. An overflow capable of handling the maximum flow to the filter shall be provided at the maximum filter water level.

e. Underdrains shall be provided to assure an even rate of filtration across the filter surface. The maximum velocity of water in the lateral underdrains shall be 1.0 ft/sec. The underdrain spacing shall not exceed 12 feet.

f. Each filter shall be capable of being filled with water from the bottom up.

g. Each filter shall be equipped with a loss-of-head gauge; a rate-of-flow control device such as an orifice, weir, or butterfly valve; a weir or effluent pipe designed to assure that the water level over the filter never drops below the sand surface; and filtered water sample taps.

8. Performance report. At the conclusion of at least 12 months but no more than 18 months operation of the full scale plant an engineering report shall be submitted to the division that summarizes operating conditions and establishes optimum filter curing time, optimum filter run times, raw and finished water bacteriological and turbidity data, and any other pertinent factors.

D. A. Diatomaceous earth filtration is essentially a straining process. The use of these filters is acceptable for application to surface waters or groundwaters under the direct influence of surface water shall be limited to treatment of surface waters or GUDI water supplies with low turbidity and low bacterial contamination, and may be used for iron removal for groundwaters from groundwater.

1. Source restrictions. Raw water quality for application to a diatomaceous earth filter without pretreatment shall meet the following requirements:

a. Bacteria shall not exceed 50 total coliforms in any sample.

b. Color shall not exceed 15 apparent CU units in any sample.

c. Turbidity shall not exceed 5 NTU in any sample.

2. Pretreatment. If the raw water can be treated to meet the above source restrictions diatomaceous earth filtration may be utilized.

3. B. Pilot plant study. Installation of a diatomaceous earth filtration system shall be preceded by a pilot plant study on the water to

be treated.

- a. ~~Conditions of the the study, such as duration, filter rates, head loss accumulation, slurry feed rates, turbidity removal, bacteria removal, and other relative information shall be approved by the division prior to the study.~~
- b. ~~Satisfactory pilot plant results shall be obtained prior to submission of final construction plans and specifications.~~
- c. ~~The pilot plant study shall demonstrate the ability of the system to meet applicable drinking water standards at all times.~~

4. C. Types of filters. Pressure or vacuum diatomaceous earth filtration units will be considered for approval.

5. D. Treated water storage. Treated water storage capacity in excess of normal requirements shall be provided to:

- a. 1. Allow operation of the filters at a uniform rate during all conditions of system demand at or below the approved filtration rate, and
- b. 2. Guarantee continuity of service during adverse ~~raw~~ source water conditions without bypassing the system.

6. E. Number of units. At least two filtering units shall be provided at plants having a rated capacity of more than 100 gpm.

7. F. Precoat.

- a. 1. Application. A uniform precoat shall be applied hydraulically to each septum by introducing a slurry to the tank influent line and employing a filter-to-waste or recirculation system.
- b. 2. Quantity. Diatomaceous earth in the amount of 0.2 lb/ft² of filter area ~~or an amount sufficient to apply a minimum of $\frac{1}{15}$ inch coating shall be used with recirculation.~~

8. G. Body feed. A body feed system to apply additional amounts of diatomaceous earth slurry during the filter run is required.

- a. 1. Quantity. Rate of body feed is dependent on ~~raw~~ source water quality and characteristics and must be determined in the pilot plant study.
- b. 2. Adequate accessibility to the feed system and slurry lines is required.
- c. 3. Continuous mixing of the body feed slurry is required.
- d. 4. Consideration should be given to providing a coagulant coating (alum or suitable polymer) of the body feed.

~~9. Filtration.~~

a. H. Rate of filtration. ~~The recommended nominal rate is 1.0 gpm/ft² of filter area and~~ hydraulic loading rate shall not exceed 1.5 gpm/ft² of filter area. The filtration rate shall be controlled.

b. I. Head loss. The head loss shall not exceed 30 psi for pressure diatomaceous earth filters, or a vacuum of 15 inches of mercury for a vacuum system.

c. J. Recirculation. A recirculation or holding pump shall be employed to maintain differential pressure across the filter when the unit is not in operation in order to prevent the filter cake from dropping off the filter elements. A minimum recirculation rate of 0.1 gpm/ft² filter area shall be provided.

d. K. Septum or filter element. The filter elements shall be structurally capable of withstanding maximum pressure and velocity variations during filtration and backwash cycles, and shall be spaced ~~such so~~ that no less than one inch is provided between elements or between any element and a wall. Means shall be provided to check the ~~septum(s)~~ septum or septums for cleanliness or damage. Consideration should be given to providing septum assemblies where an individual ~~septums~~ septum can be removed, cleaned, repaired, and replaced.

e. L. Inlet design. The filter influent shall be designed to prevent scour of the diatomaceous ~~each earth~~ from the filter element.

10. M. Backwash. Provision shall be made for periodic backwashing of filter. A satisfactory method to thoroughly remove and dispose of spent filter cake shall be provided.

11. N. Appurtenances. The following shall be provided for every filter:

- a. 1. Sampling taps for raw and filtered water;:
- b. 2. ~~Loss of head~~ A loss-of-head or differential pressure gauge;:
- c. 3. ~~Rate of flow~~ A rate-of-flow indicator, preferable with totalizer;: and
- d. 4. A throttling valve used to reduce rates below normal during adverse ~~raw~~ source water conditions.

12. ~~Monitoring. Turbidity monitoring is required for filter effluent. The monitoring may be done by recorder or daily periodic measurements.~~

O. Turbidity monitoring. Indicating and recording turbidimeters meeting requirements of 12VAC5-590-770 B shall be provided for:

- 1. The source water;
- 2. The effluent from each filter unit; and
- 3. The combined filter effluent.

P. An operation and maintenance manual shall be provided for all diatomaceous earth filtration units. The manual shall include the following:

- 1. A detailed description of the treatment units and control of each unit for optimal performance;
- 2. A preventative maintenance schedule;
- 3. The manual adjustment and override procedures for all automatic control features; and

4. A troubleshooting guide for typical problems.

Q. The owner shall require the equipment manufacturer to provide on-site start-up and follow-up training.

E. Direct filtration:

~~1. General. Direct filtration refers to the filtration of high quality and seasonally consistent raw water without prior sedimentation. Design shall be preceded by a pilot study acceptable to the division. An in-plant demonstration study may be appropriate where a conventional treatment plant is to be converted to direct filtration.~~

~~2. Preliminary engineering report. A report shall be prepared and submitted to the division which included the following specific items, in addition to those listed in 12VAC5-590-200 C:~~

~~a. Historical summary of meteorological conditions:~~

~~b. Historical summary of raw water quality covering a period of at least one year with special reference to fluctuation in quality and possible sources of contamination. The following raw water parameters should be evaluated:~~

~~(1) Apparent color~~

~~(2) Turbidity~~

~~(3) Bacterial concentration~~

~~(4) Microscopic biological organisms~~

~~(5) Temperature~~

~~(6) Total solids~~

~~(7) General inorganic and organic chemical characteristics~~

~~(8) Additional parameters as required by the division.~~

~~c. Description of the pilot plant study methods and work to be done:~~

~~3. The pilot plant or in-plant demonstration study shall be conducted over a sufficient time to treat all expected raw water conditions throughout the year. The pilot plant filter shall be of a similar type and operated in the same manner as proposed for full-scale operation. The following items, as a minimum, shall be addressed:~~

~~a. Chemical mixing conditions including shear gradients and detention periods.~~

~~b. Chemical feed rates.~~

~~c. Use of various coagulant and filtration aids including polymers.~~

~~d. Flocculation conditions and contact time necessary for optimum filtration for each coagulant proposed.~~

~~e. Filtration rates.~~

~~f. Filter gradation, types of media, and depth of media.~~

~~g. Filter breakthrough conditions and backwash requirements.~~

~~4. Final engineering report. A final report including the engineer's design recommendation shall be prepared and submitted prior to the submission of plans and specifications.~~

~~5. Treatment facilities:~~

~~a. Flash mixing and flocculation. The design shall be based on the results of the pilot plant or in-plant demonstration study and the requirements in 12VAC5-590-870 C and D.~~

~~b. Filtration. Filters shall be dualmedia or multimedia gravity filters. The final design shall be based on the results of the pilot plant or in-plant demonstration study and the requirements in 12VAC5-590-890. Turbidity at the sand-coal interface of each filter shall be monitored by indicating and recording equipment.~~

~~6. Plant siting. The plant design should allow for the future installation of sedimentation basing.~~

F. Rapid rate pressure filters:

~~The use of these filters may be considered for iron and manganese and other clarification processes. Pressure filters shall not be used in the filtration of polluted water, water from surface water sources, groundwater under the direct influence of surface water, or following lime-soda softening:~~

~~1. Minimum criteria relative to number, rate of filtration, structural details and hydraulics, filter media, etc. provided for rapid rate gravity filters also apply to pressure filters where appropriate.~~

~~2. The normal rate of filtration shall be 3 gpm/ft² of filter area.~~

~~3. The filters shall be designed to provide:~~

~~a. Loss of head gauges on the inlet and outlet pipes of each filter;~~

~~b. An easily readable meter or flow indicator on each battery of filters. A flow indicator is recommended for each filtering unit;~~

~~c. Filtration and backwashing of each filter individually with an arrangement of piping as simple as possible to accomplish these purposes;~~

~~d. Minimum sidewall shell height of five feet. A corresponding reduction in sidewall height is acceptable where proprietary bottoms permit reduction of the gravel depth;~~

- e. The top of the washwater collection trough to be at least 18 inches above the surface of sand;
- f. The underdrain system to collect efficiently the filtered water and to distribute the backwash water at a rate not less than 15 gpm/ft² of filter area;
- g. Location of flow indicators and controls that is easily readable while operating the control valves;
- h. Air release valve on the highest point of each filter;
- i. Accessible manhole to facilitate inspections and repairs;
- j. Means to observe the wastewater during backwashing; and
- k. Construction to prevent cross connection.

12VAC5-590-881. Slow sand filtration.

A. Slow sand filters shall be approved only after a pilot study demonstrates that the water supply contains sufficient nutrients for use of this treatment technology.

B. At least two filters shall be provided. In all cases the filters shall be capable of meeting the design maximum daily water demand with one filter out of service.

C. Sand shall be clean silica sand that meets the following criteria:

- 1. The effective size shall be between 0.15 mm and 0.35 mm;
- 2. The uniformity coefficient shall not exceed 2.5; and
- 3. The sand depth shall not exceed 55 inches. A minimum depth of 30 inches is required for normal operation.

D. Supporting media gravel shall meet the requirements of 12VAC5-590-874 F.

E. Structural details.

- 1. All slow sand filters shall be covered.
- 2. Sufficient head room shall be provided for normal movement on the filter by operating personnel for periodic sand removal operations.
- 3. Adequate manholes and access ports shall be provided for moving sand off and onto the filter.
- 4. There shall be no common wall between finished water and any lesser quality water.
- 5. All filters shall be protected from freezing.

F. General design requirements.

- 1. Filter to waste shall be provided for all slow sand filters.
- 2. Water entering the filter shall be distributed in a manner so that the surface of the filter shall not be disturbed in any way.
- 3. The nominal rate of filtration range shall be from 45 to 150 gpd/ft² (0.031 to 0.10 gpm/ft²) of sand area.
- 4. The minimum depth of water over the filters shall be three feet. The maximum depth of water over the filters shall not exceed five feet. An overflow capable of handling the maximum flow to the filter shall be provided at the maximum filter water level.
- 5. Underdrains shall be provided to assure an even rate of filtration across the filter surface. The maximum velocity of water in the lateral underdrains shall be 0.75 ft/sec. The underdrain spacing shall not exceed three feet.
- 6. Each filter shall be capable of being filled with water from the bottom up.
- 7. Each filter shall be equipped with: a loss-of-head gauge; a rate-of-flow control device such as an orifice, weir, or butterfly valve; a weir or effluent pipe designed to assure that the water level over the filter never drops below the sand surface; and filtered water sample taps.
- 8. Monitoring, indicating, and recording turbidimeters meeting the requirements of [12VAC5-590-770 B](#) shall be provided for:

 - a. The source water;
 - b. The filter effluent from each filter unit; and
 - c. The combined filter effluent.
- 9. The filters shall be designed to operate to waste after scraping or replacement of sand, until the ripening process is complete and the turbidity meets the requirements of 12VAC5-590-395 A 2 b (3).

12VAC5-590-882. Membrane filtration.

A. Applicability. This section pertains to the use of membrane filtration to provide for pathogen and turbidity removal. The design requirements when using this technology for other purposes, such as for softening or organics removal, shall be established by the commissioner on an individual basis.

B. Membrane filtration systems shall meet all requirements contained in 12VAC5-590-401 E 6 b to be granted removal credit for *Giardia lamblia* and *Cryptosporidium*.

C. A demonstration study shall be conducted on the water to be treated prior to the installation of a membrane filtration system unless the owner can demonstrate to the satisfaction of the commissioner that the supply water quality range over all four seasons of a year will be adequately treated by the proposed design.

D. All membrane treatment units for pathogen and turbidity removal shall employ microfiltration or ultrafiltration using hollow fiber.

positive pressure driven membrane filtration technology. They may employ either an inside-to-outside or outside-to-inside flow direction.

E. The number of membrane units shall be a function of the overall treatment facility capacity, waterworks capacity, and water demand. Multiple membrane units shall be provided where the treatment facility design capacity exceeds 0.5 MGD.

F. Approved materials and chemicals.

1. All membrane materials and associated piping, components, etc. in contact with the water shall be in accordance with 12VAC5-590-810.

2. Chemicals used in any membrane cleaning process shall be in accordance with 12VAC5-590-515.

G. Turbidity monitoring. Continuous indicating and recording equipment meeting the requirements of 12VAC5-590-770 B shall be provided for the following locations:

1. Source water;

2. Pretreated water, such as by coagulation, flocculation and sedimentation (if applicable);

3. Filtrate from each membrane unit; and

4. Combined filter effluent, where more than one membrane unit is installed.

H. Indicating and recording equipment for entry point chlorine residual monitoring shall be provided. Indicating and recording equipment for filtered water temperature monitoring shall be provided.

I. Pressure monitoring:

1. Indicating equipment shall be provided for monitoring pressure drop across any prefilter.

2. Indicating and recording equipment shall be provided for monitoring pressure drop across membrane modules, i.e., transmembrane pressure.

3. Integrity monitoring. Indicating and recording equipment for direct integrity test monitoring shall be provided and shall document the date, time, and results of every test performed on each unit.

J. Flow measurement. Equipment shall be provided for measuring or calculating the following flows:

1. Source water, gpm and totalized;

2. Filtrate from each unit, gpm and totalized;

3. Flux from each unit, gpd/sf;

4. Recirculation to each unit, gpd or percent of feed flow, if applicable;

5. Entry point, gpm and totalized; and

6. Waste.

K. An alarm system shall be provided that will report alarm conditions and shut down the treatment plant and entry point flow as necessary.

1. All alarms shall be reported to a location manned 24 hours per day or to a person on-call and shall report alarm conditions audio-visually at the water treatment plant.

2. At a minimum, the following points shall be monitored by the alarm system. Alarm and shut down set point conditions will be determined by the commissioner on an individual basis.

a. Feed water flow;

b. Feed water turbidity, if required by the commissioner;

c. Filtrate turbidity from each unit exceeding operational control criteria;

d. Membrane direct integrity test initiation, failure, and exceeding operational control criteria; and

e. Entry point disinfectant residual.

L. Sample taps shall be provided to monitor the following:

1. Source water;

2. Source water storage tank effluent;

3. Feed water after prefiltration;

4. Filtrate from each membrane unit;

5. Combined filtrate from all units;

6. Entry point; and

7. Additional sample taps to monitor the presence of cleaning solutions used in either the backwash or cleaning operations.

M. Equipment shall be provided, using variable frequency drive or other suitable means, to adjust the feed pump output in order not to exceed the design flux in the event modules are taken off line.

N. Pressure gauges.

1. A portable, pocket-type pressure gauge, of the correct range and accuracy for the application and with the capability of being

calibrated, shall be provided to check the pressure readings of the pressure transducers installed on the membrane units.

2. At each location of a pressure transducer, a ¼-inch diameter pressure gauge with American National Standard Taper Threads (NPT) connection shall be provided to facilitate the connection of a portable, pocket-type test gauge.

O. Clean-in-place systems, including tanks, piping, all joints, and valves shall be compatible with the cleaning solution and shall be corrosion resistant.

P. An operation and maintenance manual shall be provided for all membrane filtration treatment units. The operation and maintenance manual shall include the following:

1. A maintenance schedule for each piece of equipment.
2. Operation procedures, including software user instructions.
3. A trouble shooting guide.
4. Identification of specific proprietary equipment or software not available to the owner or operator.
5. A service call number.
6. DIT requirements.
7. Chemical cleaning instructions.
8. A detailed description of the treatment units and control of each unit for optimal performance.

Q. A means shall be provided to isolate a compromised module or fiber or both. A means to visually inspect modules while simultaneously conducting the DIT shall be provided. Alternatively, sonic testing equipment providing a relative accelerometer reading shall be provided where visual inspection cannot be performed.

Statutory Authority

12VAC5-590-883. Bag and cartridge filtration.

A. Bag or cartridge filtration shall be limited to treating surface water or GUDI sources with low turbidity.

B. A pilot plant study shall be conducted on the water to be treated prior to the installation of a bag or cartridge filter system.

C. Bag and cartridge filtration systems shall be granted removal credit for Giardia lamblia and Cryptosporidium in accordance with 12VAC5-590-401 E 6 a, provided that it meets the requirements of this section.

D. General design requirements.

1. All system components such as housing, bags, cartridges, gaskets, O-rings, etc. in contact with water shall be in accordance with 12VAC5-590-810. All cartridge filter housing shall be certified by the 2017 ASME Boiler and Pressure Vessel Code (BPVC), July 1, 2017 ASME certification program for pressure vessels, and stamped with a "U" or "U2" certification mark.

2. Indicating and recording turbidimeters meeting requirements of 12VAC5-590-770 B shall be provided for the source water and the combined filter effluent. The commissioner may require indicating and recording effluent turbidimeters for each filter unit.

3. The maximum flux rate across the final filter shall not exceed 0.2 gpm/ft².

4. Maximum differential pressure across the cartridge filter shall not exceed 20 psi.

5. Pressure gauges and sampling taps shall be provided before and after each bag or cartridge filter.

6. Provisions to accomplish filter to waste shall be provided.

7. Automatic startup of bag or cartridge filters is prohibited.

8. An alarm system shall be provided that will report alarm conditions and shut down the treatment plant and entry point flow.

a. All alarms shall be reported to a location manned 24 hours per day or to a person on-call and shall report alarm conditions audio-visually at the water treatment plant.

b. The following shall be monitored by the alarm system:

(1) Source water turbidity;

(2) Feed water flow;

(3) If applicable, filtrate turbidity from each unit exceeding operational control criteria;

(4) Combined filter effluent turbidity exceeding operational control criteria;

(5) Differential pressure at each unit; and

(6) Entry point disinfectant residual.

9. At least two filtering units shall be provided at plants having a rated capacity of greater than 100 gpm.

E. Operation and maintenance documents shall be provided for all bag or cartridge filter units and shall include:

1. Detailed description of the bag or cartridge treatment units and control of each unit for optimal performance.

2. Procedure criteria (such as pressure differential, turbidity, etc.) and expected frequency of bag or cartridge filter replacement.

3. A preventative maintenance schedule.

4. Manual adjustment and override procedures for any automatic control features.

5. Troubleshooting guide for typical problems.

F. The owner shall require the equipment manufacturer to provide on-site start-up and follow-up training.

12VAC5-590-890. High rate treatment processes. (Repealed.)

A. ~~General:~~

~~High rate treatment processes are characterized by:~~

- ~~1. Precise coagulation control;~~
- ~~2. Turbidity monitoring throughout the process;~~
- ~~3. pH monitoring throughout the process;~~
- ~~4. Reduced flocculation time;~~
- ~~5. Reduced sedimentation time;~~
- ~~6. Use of multimedia filters incorporating anthracite and silica or other types of filter materials; and~~
- ~~7. Filter rates greater than two gallons per minute per square foot of filter area and not exceeding four gallons per minute per square foot of filter area.~~

B. ~~Instrumentation:~~

- ~~1. The coagulation process shall be controlled by:
 - ~~a. Zeta potential shall be measured by microelectrophoresis;~~
 - ~~b. Dual pilot filters shall be required. The pilot filter shall consist of a small filter (about six inches in diameter) containing the same type and depth of media as the plant filters, and which is operated in the same manner as the larger plant units except that the plant raw water after the treatment chemicals have been added rather than the coagulated and settled water is applied to the pilot filter. The pilot filter shall be equipped with recording turbidimeters on the effluent to measure the filterability of the water as reflected by turbidity monitoring. Departures from these standards using proprietary pilot filters may be considered;~~
 - ~~c. Streaming current monitor—a continuous sampling instrument which measures the electric current generated when water flows past suspended particles contained in the water; and~~
 - ~~d. In addition to one of the above devices, a multiple six-gang stirring machine for performing jar tests shall be provided.~~~~
- ~~2. Indicating and recording turbidity monitoring shall be provided for monitoring the turbidity of:
 - ~~a. The raw water;~~
 - ~~b. Settled water from each sedimentation basin;~~
 - ~~c. Filter effluent from each filter; and~~
 - ~~d. Finished water leaving the treatment plant.~~~~
- ~~3. Indicating and recording pH monitoring equipment shall be provided for monitoring:
 - ~~a. The raw water;~~
 - ~~b. The flash mix effluent; and~~
 - ~~c. The finished water leaving the treatment plant.~~~~

C. ~~Unit processes:~~

- ~~1. Flash mix facilities shall conform with 12VAC5-590-870 C.~~
- ~~2. Flocculation design shall comply with 12VAC5-590-870 D, except the minimum detention time shall be 20 minutes.~~
- ~~3. Sedimentation design shall comply with 12VAC5-590-870 E, except the minimum effective detention time shall be three hours.~~
- ~~4. Filtration:~~

- ~~a. The maximum rate of filtration shall not exceed four gallons per minute per square foot of filter area.~~
- ~~b. Number of filter units. At least two units shall be provided at plants having a rated capacity less than two million gallons per day. The total number of filters necessary at plants having a rated capacity equal to or greater than two million gallons per day may be estimated using the following formula:~~

$$N = 1.35 (Q)^{0.5}$$

~~(Based upon the formula as per Morrell and Wallace from Hardenbergh and Rodie's "WATER SUPPLY AND WASTE DISPOSAL 1960" and modified for the high rate process):~~

~~Where N equals the number of filter units, Q equals the plant capacity in million gallons per day.~~

- ~~c. Filters incorporated in the high rate treatment process shall be of the dual media or multimedia type. The media shall consist of anthracite, silica sand, or other suitable filter materials. Both dual media and mixed media filters will be considered. Since filters media designs utilized in the high rate treatment process are generally proprietary in nature, no attempt will be made to set standards for the minimum filter media depth, the effective size and uniformity coefficient of the filter media, or the specific gravity. However, beds having a minimum total depth of 27 inches of filter media with a minimum of 10 inches of fine sand will be considered. Other proposals for high rate processes shall be considered individually by the~~

division:

d. ~~Structural details and hydraulics – see 12VAC5-590-880 A 4.~~

e. ~~Washwater trough – see 12VAC5-590-880 A 5.~~

f. ~~Filter bottoms and strainers – see 12VAC5-590-880 A 7.~~

g. ~~Surface wash – see 12VAC5-590-880 A 8.~~

h. ~~Appurtenances – see 12VAC5-590-880 A 9.~~

i. ~~Backwash – see 12VAC5-590-880 A 10.~~

j. ~~Miscellaneous – see 12VAC5-590-880 A 11.~~

5. ~~Chemical application:~~

a. ~~Suitable equipment for application of filter aids (polymers) to the influent of the filters shall be provided.~~

b. ~~See 12VAC5-590-860.~~

12VAC5-590-895. Pre-engineered package treatment units.

A. Pre-engineered package treatment units are defined as pre-designed, factory built, and transported virtually assembled to the operation site. The provisions of 12VAC5-590-290 shall apply.

B. General design considerations.

1. A rapid mix unit process shall be provided. The design shall meet requirements of 12VAC5-590-871 A.

2. Flocculation units shall meet requirements of 12VAC5-590-871 B or as identified and justified in the approved PER.

3. Sedimentation units shall meet requirements of 12VAC5-590-872 or as identified and justified in the approved PER.

4. Filters shall be dual media or multimedia gravity filters. Design of filtration units shall meet the requirements of 12VAC5-590-874 or as identified and justified in the approved PER.

5. Indicating and recording turbidimeters meeting requirements of 12VAC5-590-770 B shall be provided for the:

a. source water;

b. applied water to each filter;

c. filter effluent from each filter; and

d. combined filter effluent.

6. Sufficient overflows and drains shall be provided to maintain a maximum water level within the plant, including the depth of water over the filters, and to facilitate complete draining of the package unit.

7. Where automatic unit process control is provided, operator adjustment of chemical feed rates, times and sequences shall be provided as well as a manual override of all automatic features.

a. Automatic startup of water treatment unit processes is prohibited.

b. Valve actuators shall be provided with manual override capability.

8. Treatment units installed at ground level shall be provided with stairways, walkways, or other suitable means to allow access for operation and maintenance and observation of all treatment process units. Filters shall be adequately accessible to facilitate evaluation of the entire filter bed for media condition and placement, fluidization during backwashing, and evaluation of compaction during filtration.

C. An operation and maintenance manual shall be provided for all pre-engineered package treatment units. The operation and maintenance manual shall include the following:

1. A detailed description of the treatment units and control of each unit for optimal performance.

2. A preventative maintenance schedule.

3. Manual adjustment and override procedures for any automatic control features.

4. A troubleshooting guide for typical problems.

12VAC5-590-900. Softening Cation exchange softening.

~~Softening shall not be used as the sole treatment method for surface waters or bacteriologically contaminated groundwater. The softening process design selected shall be based upon the mineral qualities of the raw source water and the desired finished water quality in conjunction with requirements for disposal of sludge or brine water, cost of plant, cost of chemicals, and plant location.~~

~~A. Lime, excess lime, and excess lime soda processes. The applicable design standards for mixing, flocculation, and sedimentation are the same for the lime, excess lime, and excess lime soda processes as for conventional clarification except that the minimum flash mix time is five minutes, flocculation time is 40 minutes, and settling time is two hours. Where softening is included as a treatment process in conjunction with clarification, the greater detention time criteria shall govern. For criteria pertaining to softening with solids contact units, see 12VAC5-590-870 F.~~

~~1. Mechanical sludge removal equipment shall be provided in the sedimentation basin.~~

~~2. Determinations shall be made of the CO₂ content of the raw water. When concentrations exceed 10 milligrams per liter, the economics of removal by aeration as opposed to removal with lime should be considered.~~

3. ~~Equipment for stabilization of water softened by the excess lime and excess lime soda processes is required.~~
4. ~~Staging shall be considered when the excess lime soda process is employed.~~
5. ~~Provision shall be included for proper disposal of softening sludges.~~
6. ~~The use of excess lime shall not be considered an acceptable substitution for chlorination.~~

~~B. Cation-exchange process:~~

~~A. Iron, manganese, or a combination of the two, in the oxidized state or unoxidized state, should shall not exceed 0.3 milligrams per liter mg/L in the water as applied to the ion exchange material. Pretreatment shall should be required when the content of iron, manganese, or a combination of the two, is one milligram per liter 1.0 mg/L or more.~~

~~1. B. The units may shall be of pressure or gravity type, or of either an upflow or downflow design, using automatic or manual regeneration. Automatic regeneration is suggested recommended for small plants.~~

~~2. C. The design capacity for hardness removal should shall not exceed 20,000 grains per cubic foot when resin is regenerated with 0.3 pounds of salt per kilograin of hardness removed.~~

~~3. D. The depth of the exchange material should shall not be less than three feet.~~

~~4. E. The hydraulic loading rate of softening should not exceed seven gallons per square foot per minute 7 gpm/ft² and the backwash rate should be six to eight gallons per square foot per minute 6-8 gpm/ft².~~

~~5. F. The freeboard shall depend upon the specific gravity of the media and the direction of the water flow.~~

~~6. G. The bottoms, strainer systems, and support for the exchange material shall conform to criteria provided for rapid rate gravity filters.~~

~~7. H. Facilities shall be included for even distribution of brine over the entire surface of both upflow and downflow units. Backwash, rinse, and air relief discharge pipes shall be installed in such a manner as to prevent any possibility of backsiphonage.~~

~~8. I. A bypass shall be provided around softening exchange units to produce a blended water of desirable hardness. Meters shall be installed to measure total water delivered to the distribution system and on each softener unit. An automatic proportioning or regulating device and shutoff valve should be provided on the bypass line. In some installations it may be necessary to treat the bypassed water to obtain acceptable levels of iron and manganese in the finished water.~~

~~9. J. Waters having turbidity of five units NTUs or more turbidity shall not be applied directly to the cation exchange softener. Silica gel materials should be used for water having a pH above 8.4 and should not be used when iron is present. When the applied water contains a chlorine residual, the cation exchange material shall be a type that is not damaged by residual chlorine. Phenolic resin shall not be used.~~

~~10. K. Smooth nose sampling Sampling taps shall be provided for the collection of representative samples for both bacteriological and chemical analyses. The taps shall be located to provide for sampling of the softener influent, softener effluent, and the blended water. The sampling taps for the blended water shall be at least 20 feet downstream from the point of blending.~~

~~11. L. Brine measuring or salt dissolving tanks and wet salt storage facilities shall be covered. The makeup water inlet shall have a free fall discharge of two pipe diameters but not less than two inches above the maximum liquid level of the unit or be protected from backsiphonage. Water for filling the tank should be distributed over the entire surface by pipes above the maximum brine level in the tank. The salt shall be supported on graduated layers of gravel under which is a suitable means of collecting the brine. Wet salt storage basins must be equipped with manhole or hatchway openings having raised curbs and watertight covers having with overhanging edges similar to those required for finished water reservoirs. Overflows, where provided, shall be turned down, have a proper free fall discharge and be protected with noncorrodible screens or self-closing flap valves.~~

~~12. M. Wet salt storage basins shall have sufficient capacity to store at least a 30 days operating supply.~~

~~13. N. Stabilization of the finished water for corrosion control shall be provided shall be considered.~~

~~14. O. Suitable disposal must be provided for brine waste.~~

~~15. P. Pipes and contact materials shall be resistant to the aggressiveness of salt.~~

~~16. Salt storage tanks and feed equipment should be enclosed and separated from other operating areas in order to prevent damage to equipment.~~

12VAC5-590-910. Aeration. (Also see 12VAC5-590-970.)

~~A. Aeration treatment devices as described herein may be used is acceptable for oxidation, separation of gases, or for taste and odor control. General design requirements include the following:~~

~~A. Natural draft aeration:~~

~~The design of natural draft aeration shall provide the following:~~

- ~~1. The water shall be distributed uniformly onto the top tray;~~
- ~~2. The water shall be discharged through a series of three or more trays with the separation of trays not less than six inches;~~
- ~~3. The trays shall be loaded at a rate ranging from one gallon per minute to five gallons per minute for each square foot of total tray area;~~
- ~~4. The trays shall have slotted, woven wire cloth, or perforated bottoms;~~
- ~~5. The perforations shall be 3/16 to 1/2 inches in diameter and spaced one to three inches on centers when perforations are~~

used;

6. Eight to 12 inches of inert media shall be used, such as coke or limestone which shall be two to six inches in size, and will not readily disintegrate due to freezing cycles;

7. The aerated water shall receive disinfection treatment; and

8. The trays shall be designed using materials resisting deterioration with consideration being given to corrosion, slime, and algae control.

B. Forced or induced draft aeration devices shall be designed to:

1. Provide an adequate liquid distribution and countercurrent of air through the enclosed aeration column;

2. Be insectproof and lightproof;

3. Be such that air introduced into column shall be screened through insect proof screen and be as free of dust as possible;

4. Ensure that water outlet is adequately sealed to prevent unwanted loss of air; and

5. Ensure that the sections of the aerator can be easily reached and removed for maintenance.

C. Pressure aeration may be used for oxidation purposes if a pilot plant study indicates the method is applicable; it is not acceptable for removal of dissolved gases. Filters following pressure aeration shall have adequate exhaust devices for release of air. Pressure aeration devices shall be designed to:

1. Give thorough mixing of compressed air with the water being treated; and

2. Provide screened and filtered air, free of obnoxious fumes, dust, dirt, and other contaminants:

1. The aerated water shall be chlorinated following aeration.

2. The equipment shall incorporate materials resistant to deterioration and corrosion, and shall be designed to eliminate the potential for fouling problems from calcium carbonate and iron precipitation, and from algae, slime, and bacteriological growth. Disinfection capability shall be provided prior to aeration treatment units.

3. The equipment shall be easily accessed and serviced.

4. The air introduced into the treatment units shall be filtered, and shall be free of insects, obnoxious fumes, dust, dirt, and other contaminants. If blowers are located inside a building, the air intakes shall extend to the outside and be furnished with appropriate air filters.

5. Air exhaust outlets shall be located to avoid induced contaminants, particularly at or near occupied areas or blower intakes.

6. Duplicate blowers, motors, or multiple treatment units shall be required for treatment processes designed to meet the drinking water quality standards in 12 VAC5-590-340.

B. Natural, forced or induced draft aeration units shall be designed to provide an adequate liquid distribution and countercurrent of air through the enclosed aeration column, and adequately seal the water outlet to prevent unwanted loss of air.

C. Pressure aeration means the injection of compressed air into the water to be treated, typically for oxidation. Pressure aeration shall not be approved for removal of dissolved gases. Filters following pressure aeration shall have adequate exhaust devices for the release of air. Pressure aeration devices shall be designed to provide thorough mixing of compressed air with the water being treated.

D. Packed Tower Aeration (Air Stripping) is suitable for removing volatile organic chemicals, trihalomethanes, carbon dioxide, and radon.

1. Justification shall be provided for the selected design parameters (height and diameter of the unit, air-to-water ratio, packing depth, surface loading rate, etc.). The design shall consider the effects of temperature change and the resulting impact in contaminant removal efficiency. Pilot plant studies may be required to substantiate the design.

2. The packing material used shall be resistant to the aggressiveness of the water, dissolved gases, and cleaning materials, and shall meet requirements of 12VAC5-590-810.

3. Water shall be evenly distributed at the top of the tower using spray nozzles or orifice type distributor trays that will prevent short circuiting. A mist eliminator above the water distribution system may be required.

4. A means to allow for discharge and wasting of water or chemicals used to clean the tower shall be provided.

5. Sample taps shall be provided in the influent and effluent piping.

6. The design shall prevent freezing of the influent riser and effluent piping.

7. An overflow pipe discharging 12 to 24 inches above the ground and over a drainage inlet structure or splash pad shall be provided.

8. A sufficient number of access ports with a minimum diameter of 24 inches shall be provided to facilitate inspection, media replacement, media cleaning, and maintenance of the unit interior.

9. A positive air flow sensing device and a pressure gauge shall be installed on the air influent line. If the aeration unit is designed to remove a contaminant with a PMCL, the positive air flow sensing device shall be an integral part of an automatic control system that will turn off the influent water if positive air flow is not detected.

D-E. Other methods of aeration may be used if applicable to the treatment needs. Such methods include, but are not restricted to, spraying, diffused air, and mechanical aeration. The treatment processes shall be designed to meet the particular needs of the water to be treated and are subject to the approval of the division commissioner.

~~E. Aerators that discharge through the atmosphere should be protected from wind by being placed in a louvered enclosure designed to provide easy access to the interior.~~

~~F. Aerators that are used for oxidation or removal of dissolved gases from waters that will be given no further treatment other than chlorination shall be protected from contamination from insects and birds.~~

~~G. Ventilation shall be provided to prevent the accumulation of released gases in the building housing the treatment facilities.~~

12VAC5-590-920. Iron and manganese control.

~~A. Iron and manganese control, as used herein, refers solely to treatment processes designed specifically for this purpose. The treatment process used will depend upon the character of the raw source water. The selection of one or more treatment processes shall meet specific local conditions as determined by engineering investigations, including chemical analyses of representative samples of water to be treated, and receive the approval of the division commissioner. The commissioner may require that pilot studies be conducted.~~

~~It may be necessary to operate a pilot plant in order to gather all information pertinent to the design.~~

~~A. Removal B. Iron and manganese removal by oxidation, detention, and filtration.~~

~~1. Oxidation may be by aeration or by chemical oxidation with shall be accomplished by aeration, or by chemicals such as chlorine or, potassium permanganate, sodium permanganate, or a combination thereof.~~

~~2. A minimum detention of 30 minutes shall be provided following oxidation by aeration in order to insure that the oxidation reactions are as complete as possible. This minimum detention time shall be reduced only when a pilot plant using the water under study demonstrates a lesser detention time. The detention basin shall be designed as a holding tank with no provision for sludge collection but with sufficient baffling to prevent short circuiting. Sedimentation basins shall be provided when treating water with high iron or manganese content or where chemical coagulation is used to reduce the load on the filters. The detention time shall be in a range of one to four hours where sedimentation is necessary prior to filtration. Pilot studies should be made of the water to determine the necessary detention time.~~

~~3. Filtration -- see 12VAC5-590-880.~~

~~B. Removal by lime-soda process -- see 12VAC5-590-900 A.~~

~~2. The design shall consider:~~

~~a. pH adjustment to promote rapid oxidation;~~

~~b. A pre-settling tank located ahead of the filters to remove oxidized iron and increase filter run times;~~

~~c. A manganese-oxide coating on the filter media, such as manganese greensand. The total depth of media shall not be less than 30 inches. Media shall have an effective size 0.3 to 0.35 mm and a uniformity coefficient of no more than 1.6. Following initial placement of the media, care shall be taken to remove fines by backwashing and skimming the surface; and~~

~~d. An anthracite cap layer over the manganese-oxide coated media, having a depth of 6 – 18 inches.~~

~~3. Aeration shall be designed in accordance with 12VAC5-590-910.~~

~~4. Flow proportional chemical feeders shall be provided, and the feed rate shall be adequately controlled by using feeders that are paced by water meters to prevent an over-dosage of chemical. A flow switch in place of a flow proportional feeder may be permissible.~~

~~5. Sample taps shall be provided prior to the application of the oxidant, immediately ahead of filtration, and at the filter effluent.~~

~~6. Pressure filters shall include provisions for:~~

~~a. Pressure gauges on the inlet and outlet pipes of each filter, or a differential pressure gauge on each filter;~~

~~b. An easily readable meter or flow indicator on each battery of filters. A flow indicator is recommended for each filtering unit;~~

~~c. Filtration, backwashing, and filter-to-waste of each filter individually:~~

~~(1) Backwash water shall be evenly distributed in an adequate quantity to achieve at least a 30% media bed expansion during backwashing. The backwash rate shall be based on the media.~~

~~(2) The top of the backwash water collection trough shall be at least 18 inches above the media surface;~~

~~(3) An underdrain system to efficiently collect the filtered water and to distribute an adequate quantity of backwash water to achieve at least a 30% media bed expansion during backwashing;~~

~~d. Location of flow indicators and controls that is easily readable while operating the control valves;~~

~~e. An air release valve on the highest point of each filter;~~

~~f. An accessible manhole to facilitate inspections and repairs for filters greater than 36 inches in diameter;~~

~~g. A means to observe the wastewater during backwashing; and~~

~~h. Construction to prevent cross connection.~~

~~C. Removal by units using continuous potassium permanganate regeneration.~~

~~1. This process consists of a continuous feed of potassium permanganate to the influent of a manganese greensand filter. Positive displacement type feeders shall be provided, and the feed rate shall be adequately controlled by using feeders which are paced by water meters or ratio type feeders (which are a combination type feeder and flow meter) to prevent an overdosage~~

of potassium permanganate:

1. The permanganate shall be applied following pH affecting chemicals.
2. Other oxidizing agents or processes such as chlorination or aeration may be used prior to the permanganate feed to reduce the cost of the chemical.
3. The normal filtration rate is three gallons per minute per square foot. Lower filtration rates may be required or higher filtration rates may be permitted if justified by field studies and approved by the division.
4. The normal wash rate is eight to 12 gallons per minute per square foot.
5. Air washing may be provided.
6. Sample taps shall be provided:
 - a. Prior to application of permanganate;
 - b. Immediately ahead of filtration;
 - c. At a point between the anthracite coal media and the manganese treated greensand;
 - d. Halfway down the manganese treated greensand; and
 - e. For filter effluent.

D. Removal by ion exchange. This process of iron and manganese removal may not be acceptable for waters containing high concentrations (more than 1.0 milligrams per liter) of iron, manganese, or combination thereof. Applications may be limited based on the media used. This process may not be acceptable where either the raw water or wash water contains dissolved oxygen. (See 12VAC5-590-900-B for general cation exchange information.)

C. Iron and manganese removal by ion exchange shall only be approved for removing low concentrations (less than 0.5 mg/L) of combined iron and manganese. The commissioner may require pilot studies be conducted to determine post-exchange pH/alkalinity adjustment. See 12VAC5-590-900 for general ion exchange design requirements.

E. D. Sequestering –see 12VAC5-590-950-E iron and manganese.

1. Sequestration with polyphosphates shall be considered for polishing filtered water, however it shall not be used where residual iron, manganese, or combination thereof exceeds 1.0 mg/L.
2. Phosphate feed rates shall be determined by the product manufacturer and shall not exceed 10 mg/L.
3. Feed equipment shall be in accordance with the requirements of 12VAC5-590-860.
4. Stock phosphate solution shall be disinfected in accordance with manufacturer's recommendations unless the phosphate solution is fed directly from the covered shipping container.
5. Sodium silicate or other silicate-based chemicals for the sequestration of iron and manganese shall be approved by the commissioner on an individual basis. Operational data from actual full-scale facilities treating waters of similar quality or pilot tests may be required.

F. E. Sampling taps shall be provided for control purposes. Taps shall be located on each raw source water source, each treatment unit influent and each treatment unit effluent.

G. Testing equipment shall be provided for all plants. F. Iron and manganese testing equipment shall be provided. The Iron test equipment shall have the capacity to accurately measure the iron content to a minimum of 0.1 milligrams per liter and to indicate manganese removal. be capable of accurately measuring iron concentration as low as 0.1 mg/L. Manganese testing equipment shall be capable of accurately measuring manganese concentration as low as 0.05 mg/L.

G. The commissioner may approve proprietary treatment processes for the removal of iron and manganese on an individual basis. Operational data from actual full-scale facilities treating waters of similar quality or pilot tests may be required. The provisions of 12VAC5-590-290 may apply.

12VAC5-590-930. Fluoridation.

Where practicable and feasible, the board may require owners of waterworks to provide artificial fluoridation so as to bring the fluoride ion concentration to the optimum level as set forth in Article 1 of Part II:

A. The board recommends that all community waterworks in Virginia be optimally fluoridated. Prior to the issuance of a permit for fluoridation, plans, specifications, operating procedures, and methods of supervision shall be submitted to the division. These shall be in conformity with requirements to be determined for each individual installation by the division. Fluoridation feed systems shall be designed to deliver the optimum fluoride ion concentration of 0.7 mg/L as determined by the U.S. Department of Health and Human Services.

B. Fluoride compounds. Commercial sodium fluoride, sodium silicofluoride fluorosilicate (also called sodium silicofluoride) and fluorosilicic acid (also called hydrofluorosilicic acid) shall conform to the applicable AWWA standards or NSF/ANSI standard, as appropriate. Use of other chemicals which may be made available must be approved by the division.

C. Fluoride compound storage. Fluoride chemicals shall be isolated from other chemicals to prevent contamination. Compounds shall be stored in covered or unopened shipping containers in a separate room (except sodium fluoride saturators) with the chemical feeder. The room must be provided with mechanical ventilation to the outside of the building.

D. Chemical feed installations.

1. Chemical feed installations shall conform to 12VAC5-590-860.

~~2.1. Scales and loss of weight recorders for dry chemical feeders and hydrofluorosilicic acid feeders shall be provided.~~

~~3. Feeders~~ 2. Fluoride metering pumps shall have an accuracy so that the actual feed rate will be within 5.0% of the intended feed rate.

~~3. The point of application shall be so located to provide adequate mixing.~~

~~4. The point of application of hydrofluorosilicic acid, if into a pipe, shall be so located as to provide adequate mixing.~~

~~5.4. All fluoride feed lines shall be provided with adequate antisiphon devices.~~

5. Design of fluoride saturators shall consider:

a. The source water hardness. The water applied to sodium fluoride saturator feeders shall be softened if the hardness exceeds 50 mg/L.

b. The fluoride source. Use only sodium fluoride in saturators.

c. A flow restrictor with a maximum flow of 2.0 gpm on all upflow saturators.

~~6. The water applied to sodium fluoride saturator feeders shall be softened if hardness exceeds 75 milligrams per liter.~~

~~7. Unless otherwise approved, fluoride shall be applied to the raw water with the feeder paced by the raw water meter.~~

6. Adequate fluoride feed rate control and mixing shall be provided.

~~8. Provisions shall be made for venting hydrofluorosilicic acid carboys to the outside of the building when the carboys are in use.~~

E. Suitable protective equipment shall be provided which includes gloves, aprons, dust mask, and goggles.

F. Suitable equipment shall be provided for ~~wet mopping~~ wet mopping and hosing dust that might accumulate in the plant. Dry feeders shall be equipped with bag loading hoppers.

G. Equipment shall be provided for measuring the quantity of fluoride ion in the water. Testing equipment shall be colorimetric or electrode type as approved by the ~~division~~ commissioner.

H. At least 90 days prior to permanent ceasing operation of a fluoride feed system, or as soon as practical, a waterworks owner should provide written notice to the commissioner and the waterworks' customers of the intent to discontinue fluoridation at the waterworks. Notice to consumers shall be in a form and manner that is consistent with the requirements in 12VAC5-590-540 C 2.

12VAC5-590-940. Fluoride removal.

A. Fluoride removal may be accomplished by blending with a different quality water or by removal treatment. Where fluoride removal is required the treatment units shall be designed to achieve a finished water fluoride concentration that is below the SMCL.

A: B. Blending. Blended water must shall result in all water delivered to the distribution system being of the same quality.

B: C. Treatment.

~~1. Chemical feed shall conform to 12VAC5-590-860.~~

~~2. 1. Treatment includes use of~~ shall include, but not be limited to, ion exchange, activated alumina, bone char, reverse osmosis, or electrodialysis. ~~Other processes may be utilized if they adequately defluoridate. The selected design is to shall be supported by pilot studies unless at least two pilot studies, or two prototype plants, have demonstrated that the selected design is feasible. Such~~ These studies or prototypes ~~should~~ shall be for waters having characteristics similar to the water that is to be treated.

~~3. Raw water~~ 2. Water pH shall be adjustable to an optimum level to achieve the best fluoride removal.

~~4. 3. With any one unit out of service, the remaining unit or units must shall be capable of handling peak day flows treating the maximum plant flow rate.~~

~~5. 4. Filter clogging constituents such as iron having a concentration greater than 1.0 milligrams per liter should~~ mg/L shall be removed prior to ~~defluoridation~~ fluoride removal. If applicable, ~~chlorination is to be applied after defluoridation.~~

~~6. 5. Test equipment must shall be provided and must be accurate to at least 0.1 milligrams per liter~~ mg/L.

~~7. 6. An operation and maintenance (O & M) manual must shall be provided.~~

12VAC5-590-950. Stabilization Corrosion control or stabilization.

A. Water that is unstable due either to natural causes or to the treatment given to the water shall be stabilized. Water treated with excess lime for softening or manganese removal shall be treated by carbon dioxide or acid:

A: Carbon dioxide addition:

1. The recarbonation chamber design should provide:

a. A detention time of three to 10 ~~20~~ minutes;

b. A depth of about eight feet; and

c. A reaction tank with a detention time of 20 minutes.

2. Adequate precautions shall be taken to prevent the possibility of carbon monoxide entering the plant from the recarbonation and reaction chamber.

B: Sulfuric acid:

1. Feed equipment for sulfuric acid shall conform to [12VAC5-590-860](#).

2. Adequate precautions shall be taken for safety.

~~C. Removal of free carbon dioxide. Carbon dioxide may be removed by an alkali, following aeration. The addition of an alkali following aeration may not be necessary when the alkalinity of the aerated water is greater than 80 milligrams per liter.~~

~~D. Deposition of calcium carbonate film. The desired calcium carbonate film may be obtained by using either soda ash or caustic soda when the alkalinity of the water exceeds about 35 milligrams per liter mg/L. Soft waters should be treated with lime to provide the required calcium. Soft waters which also have a low carbon dioxide content may need a mixture of lime and soda ash to provide both calcium and carbonate for the calcium carbonate film.~~

~~E. Polyphosphates. Polyphosphates are applicable for sequestering dissolved minerals.~~

C. Phosphates or other corrosion inhibitors may be used for corrosion control when applied in accordance with the manufacturer's recommendations, and meeting the requirements of 12VAC5-590-515. Stock phosphate solution shall be disinfected in accordance with the manufacturer's recommendations unless the phosphate solution is fed directly from the covered shipping container.

1. Feed equipment shall conform to [12VAC5-590-860](#).

2. Phosphate chemicals shall be food grade.

3. Stock phosphate solution shall be kept covered and disinfected by carrying approximately 10 milligrams per liter chlorine residual.

4. Satisfactory chlorine residuals should be maintained in the distribution system when phosphates are used.

~~F. Under some conditions, softening plants can be designed using split treatment in which raw water is blended with softened water to partially stabilize the water. Treatment plants designed to utilize split treatment should, in most cases, also contain facilities for further stabilization by other means.~~

~~G. Water unstable due to biochemical action in the distribution system. Residual chlorine throughout the distribution systems may be used to prevent corrosion due to decomposition of organic matter (especially in dead-ended mains), the biochemical action within tubercles and the reduction of sulfates to sulfides.~~

H. Cathodic protection may be used to prevent or minimize shall be acceptable for preventing or reducing corrosion of the inner surfaces of water storage tanks and standpipes and the outer surface of metal conduits pipe.

I. Laboratory equipment shall be provided for determining the effectiveness of stabilization treatment and concentration of chemicals in the treated water.

12VAC5-590-960. Taste and odor control.

~~Tastes and odors found in water are primarily organic in nature. Since the presence of taste and odor problems in a water supply suggests to the consumer that the water may contain potentially toxic agents, expenditures are justified to improve the aesthetic quality of the water and maintain the consumers' confidence in the water utility.~~

~~A. Source treatment. Taste and odor problems in raw surface water sources are most frequently caused by the presence of plankton, or more specifically, algae. The treatment methods and dosages listed below have been found effective in some applications:~~

~~1. The continuous or periodic treatment of raw water source waters with copper sulfate and other copper compounds to kill algae or other growths shall be controlled to prevent a copper concentration in excess of 1.0 milligrams per liter mg/L, as copper, in the treatment plant finished water.~~

B. Surface water aerators or diffused aeration systems shall be acceptable for de-stratifying reservoirs, reducing or eliminating seasonal turnover and the releasing of compounds in the anaerobic or anoxic zones.

C. Addition of chemical oxidants at the source water intake, in the source water pump station discharge line, at the head of the treatment plant, or within the treatment train shall be acceptable for treating tastes and odors. Effective oxidants include chlorine, chlorine dioxide, potassium permanganate, and ozone. If breakpoint chlorination is proposed, the actual breakpoint of the water shall be determined accurately. "Breakpoint chlorination" means the addition of chlorine to water until the chlorine demand has been satisfied, chlorine and ammonia nitrogen reactions are near completion, and further additions of chlorine result in a free residual chlorine that is directly proportional to the amount of chlorine added.

~~2. The periodic treatment of the shallow areas of a reservoir with an activated carbon dosage of 0.2 to 0.5 pounds per 1,000 square feet of water surface has been found effective in some applications.~~

~~3. A potassium permanganate dosage from 0.4 to 4.0 milligrams per liter has been found effective in some applications:~~

~~4. Chlorine dosages that produce 0.2 to 1.0 milligrams per liter of free chlorine in the treated water have been found effective in some applications. Prior to treatment, this treatment method should be evaluated to determine that it will not cause any objectionable tastes or odors in the treated water.~~

~~B. Treatment methods. The waterworks shall be designed to produce high quality water regardless of any changes or emergencies that may arise with the raw water source. Provisions to handle taste and odor problems should be included in all designs regardless of the anticipated raw water quality.~~

~~1. Provisions shall be included in the design of the treatment plant to add chlorine or other approved oxidizing chemicals at the reservoir or at the head of the treatment plant. If breakpoint chlorination is proposed to treat taste and odor problems, extreme caution is warranted to insure that the actual breakpoint of the water is determined accurately. Dechlorination may be required if deemed necessary.~~

~~2. Chlorine dioxide can be utilized to treat any taste and odor problems susceptible to oxidation.~~

~~3. Potassium permanganate has oxidizing capabilities that can be utilized to treat taste and odor problems. It is normally fed to the raw water during the flash mix operation in a dosage such that the pink color formed during its solution travels only 1/2 to 2/3 of the length of the sedimentation basins.~~

~~4. Aeration has been used successfully to treat tastes and odors attributed to volatile organic matter but has shown limited success in treating tastes and odors associated with dissolved and suspended organic matter. Aeration facilities shall be designed in accordance with the provisions of [12VAC5-590-910](#).~~

~~5. When taste and odor problems are anticipated on an intermittent basis, treatment facilities shall be included in the water treatment plant design for the addition of powdered activated carbon. The dosage of powdered activated carbon required to treat taste and odor problems will vary with each individual raw water, and extensive lab work should be undertaken to ascertain that the carbon feed equipment is properly sized. The carbon feed equipment shall be capable of adding at least 40 milligrams per liter of powdered activated carbon regardless of the anticipated raw water quality. In the water treatment plant design, facilities should be provided to add powdered activated carbon to the flash mixer, to the flocculation basins, at the midpoint of sedimentation basins, and to the conduits leading to the filters.~~

~~The carbon can be added as a premixed slurry, or by means of a dry feed machine as long as it is assured that the carbon is properly wetted. All mechanisms for handling dry carbon should be tightly sealed and dust collection is required on all installations. The feed machine hopper wall should be on at least a 60 degree angle to the horizontal.~~

~~The carbon feed lines to the application points should be sized to handle the carbon suspension and should be equipped with flushing provisions.~~

D. Powdered activated carbon (PAC) - When taste and odor problems are anticipated on an intermittent basis, the addition of PAC shall be considered, and a pilot study shall be conducted to determine the optimum dosage. Multiple PAC feed locations shall be evaluated to provide maximum contact time, including the rapid mixer, the flocculation basins, and at the midpoint of sedimentation basins.

1. PAC shall not be applied near the point of chlorine or other oxidant application.

2. Continuous agitation or re-suspension equipment shall be required to keep the PAC from depositing in the slurry/storage tank.

3. All mechanisms for handling dry PAC shall be tightly sealed. Dust collection is required on all installations.

4. The PAC feed lines to the application points shall be sized to handle the PAC suspension and should be equipped with flushing provisions.

~~6. Granular activated carbon units may be used in place of filters described in [12VAC5-590-880](#) with appropriate pretreatment described in [12VAC5-590-870](#). Rates of flow shall be consistent with the type and intensity of the problem. The design of the facilities must be supported by the results of pilot plant studies~~

E. GAC media shall be acceptable in conventional gravity filters or in separate contactors to reduce taste and odor.

F. Ozonation shall be acceptable for taste and odor control.

12VAC5-590-970. Removal of volatile synthetic organic chemicals (VOCs). (Repealed.)

~~Appropriate processes or technologies (either specified as BAT in Appendix N or a division-approved alternative, such as other aeration techniques) that treat all the water in the waterworks shall be applied to achieve compliance. The selected design is to be supported by pilot studies unless at least two pilot studies, or two prototype plants, have demonstrated that the selected design is feasible. Such studies or prototypes shall be for waters having characteristics similar to the water that is to be treated.~~

~~A. Granular Activated Carbon (GAC). As in taste and odor control, GAC units may be used with appropriate pretreatment described in [12VAC5-590-870](#) B. The elements of a GAC system include carbon contactors, a carbon storage and transfer system, a regeneration system and a control system.~~

~~The selected GAC shall meet AWWA Standards. Multiple units shall be provided to process at least the peak day flow rate with one unit out of service. As carbon is corrosive, the use of noncorrosive piping and storage materials is mandatory.~~

~~B. Packed tower aeration. (Also see [12VAC5-590-910](#).)~~

~~1. Usually more efficient than other types of waterfall (natural) aeration.~~

~~2. With one unit out of service, the remaining unit(s) must be capable of handling peak day flows.~~

12VAC5-590-975. Removal of radionuclides.

A. Processes for removal of radionuclides specified as BAT are identified in 40 CFR 141.66. The specific process and equipment proposed for removal of radionuclides shall, to the satisfaction of the commissioner, have a demonstrated history of successful performance with similar water quality characteristics and performance requirements. Otherwise, the procedures of [12VAC5-590-290](#) shall apply.

B. When manganese greensand filter systems are utilized, the design shall meet the requirements of [12VAC5-590-920](#) B. In addition, a chemical contact tank with a minimum detention time of 30 minutes shall be provided. Laboratory or pilot studies may be required to demonstrate compliance with the radium standard when using a filtering treatment system for groundwater with total radium greater than 10 pCi/L.

C. Waste handling, disposal, and permitting shall be given special consideration early in the design process.

D. Occupational exposure shall be considered in the project design.

E. Provisions for operational control monitoring of the radionuclides requiring removal or an acceptable surrogate shall be included in the project design.

12VAC5-590-980. Microscreening: (Repealed.)

~~A microscreen is a mechanical supplement to treatment capable of removing suspended matter from water by straining. It shall not be used as a substitute for clarification or filtration:~~

~~A. The design of microscreening facilities shall give due consideration to:~~

- ~~1. A sanitary survey and chemical and biological evaluation;~~
- ~~2. The nature of suspended matter to be removed;~~
- ~~3. The corrosiveness of water;~~
- ~~4. The effect of chlorination when required as pretreatment; and~~
- ~~5. Control of the hydraulic capacity of the microscreen.~~

~~B. The design shall provide:~~

- ~~1. For durable, corrosion resistant screens;~~
- ~~2. A bypass and cleaning arrangement;~~
- ~~3. Duplicate units for continuous operation;~~
- ~~4. Protection against back siphonage when potable water is used for washing; and~~
- ~~5. Proper disposal of wash water.~~

12VAC5-590-985. GAC contactors.

A. GAC contactors may be used to adsorb natural organic compounds, taste and odor compounds, and synthetic organic chemicals. The most common applications of GAC contactors in drinking water treatment plants are (1) post-filtration adsorption and (2) filtration-adsorption, in which some or all of the filter media in a granular media filter is replaced with GAC.

B. General requirements.

1. A demonstration study using bench or pilot scale tests shall be conducted to determine the GAC media effectiveness, adsorption efficiency, and regeneration frequency.
2. GAC contactors shall be sized for the optimum empty bed contact time.
3. A minimum of two contactor units shall be provided.
4. Bypassing the GAC facility may be permissible under certain circumstances to accommodate seasonal water quality fluctuations and allow for blending water.

C. Hydraulic configuration.

1. Pressure vessel installation may be configured in parallel or in series.
2. For pressure contactors, pre- and post-filter pressure gauges shall be installed at each individual contactor unit.
3. The rate of flow through the contactors shall be controlled either manually or automatically to ensure equal flow through each contactor.

D. Design details.

1. For pressure contactors, the maximum pressure loss through the vessels shall be as determined by the product manufacturer.
2. Sample taps, isolation valves, and bypass piping shall be provided before and after each individual contactor unit.
3. Pipes, tanks, and appurtenances shall be corrosion resistant.
4. The GAC facility shall provide the ability to filter-to-waste to prevent carbon fines in the effluent water.
5. Unless otherwise approved by the commissioner, disinfection shall be accomplished following the GAC contactors.
6. If backwashing of GAC specific units is required, then unchlorinated filtered water shall be used.
7. Turbidity monitoring of contactor effluent shall be considered.
8. The facility design shall include provisions for spent carbon disposal, GAC delivery, and storage.

12VAC5-590-990. Waterworks waste.

A. With the exception of sanitary sewage and flows recycled through the water treatment system, the wastes generated during the operation of water filtration plants constitute industrial wastes and are subject to the State Water Control Law (Chapter 3.1 (§ 62.1-44.2 et seq.) of Title 62.1 of the Code of Virginia).

Industrial wastes generated by water treatment facilities include, but are not limited to, the following:

1. Filter backwash water;
2. Coagulant sludges residuals;
3. Softening sludges residuals;
4. Microscreening sludges;

5- 4. Iron and manganese sludges residuals

6- 5. Sludges Settled solids from presedimentation units; and

7- 6. Brine wastes.

B. After receipt of plans and specifications from the consulting engineer for the water treatment facilities, the division commissioner will advise the State Water Control Board of any proposal to treat and discharge industrial wastes into state waters. The division commissioner will submit to the State Water Control Board a letter report to include the following:

1. Capacity of the proposed treatment facilities;
2. Location of the proposed facilities;
3. Proposed final disposition of the treated waste effluent;
4. Name and address of the consulting engineer; and
5. Name and address of the owner.

C. Except for recycle flows as described in ~~12VAC5-590-420 K~~ 12VAC5-590-395 C, the State Water Control Board will then deal directly with the consulting engineer/owner in reference to the final disposal of these wastes ~~and~~.

D. The sanitary wastes from water treatment plants must receive treatment. Wastes from these facilities ~~must~~shall be discharged either directly to a sanitary sewer system or to an ~~approved~~-individual waste disposal facility providing suitable treatment approved by the State Water Control Board.

12VAC5-590-1000. Disinfection.

~~A. Objective. To~~ The objective of disinfection is to prevent the occurrence of waterborne diseases from the consumption of drinking water.

~~B. Methods. Disinfection shall be accomplished by the application of chlorine. The specific chlorine compound shall be selected on the basis of water flow rates, application rates, pH of the water, cost of equipment and chemicals, availability of disinfectant, and reliability of feed equipment. Alternate chemicals and methods for disinfection are to be handled as unconventional and the procedures of 12VAC5-590-300 apply.~~

B. Primary disinfection shall be provided for all surface water sources, all spring sources, all GUDI sources, and all well sources determined to be of questionable bacteriological quality as required by the commissioner. Consideration shall be given to minimizing the formation of disinfection byproducts when designing a disinfection process. Waterworks with groundwater sources requiring disinfection under this section shall meet the requirement of 12VAC5-590-421 A 1 d.

C. All pipes, tanks, and equipment that convey, store, or treat potable water shall be disinfected with chlorine prior to being placed in service, in accordance with the following AWWA Standards, where applicable: C651-14, C652-11, and C653-13.

D. All disinfectant residual determinations shall be made using methods identified in 12VAC5-590-440.

1. The project documents shall outline the procedures and include the disinfectant dosage, contact time, and method of testing the results of the procedure.

2. Methods of disinfection other than chlorination may be considered by the commissioner on an individual basis.

~~E. Equipment:~~

~~1. Solution feed vacuum type gas chlorinators are generally preferred. The use of hypochlorite feeders of the positive displacement type may be considered for small installations:~~

~~2. Chlorinator capacities will vary, depending on the use and point of application of the chlorine and the raw water quality. Chlorination capacity shall be such that a minimum dosage of 15 milligrams per liter may be fed at all times:~~

~~3. Standby chlorination equipment shall be provided and chlorination capacities shall comply with 12VAC5-590-1000 C 2 with any unit out of operation for repairs. Spare parts shall be available for all chlorinators to replace parts which are subject to wear and breakage. All chlorinators shall be properly maintained and operated:~~

~~4. An ample supply of potable water shall be available for operating the chlorinator. Where a booster pump is required, duplicate equipment shall be provided, and, when necessary, standby power as well. Equipment for backflow prevention shall be provided. A pressure gauge shall be provided on each chlorinator water supply line:~~

~~5. Scales for weighing cylinders shall be provided at all waterworks using chlorine gas. At large waterworks, scales of the indicating and recording type are recommended. Scales shall be recessed unless they are of the low platform type:~~

~~6. Where manifolding of several cylinders is required to evaporate sufficient chlorine, consideration shall be given to the installation of gas evaporators:~~

~~7. A bottle of ammonia hydroxide solution shall be available for detecting chlorine gas leaks. Consideration shall also be given to the provision of caustic soda solution reaction tanks for absorbing the contents of leaking one-ton cylinders where such cylinders are in use. At large installations, consideration should be given to the installation of automatic gas detection and related alarm equipment. Emergency cylinder repair kits shall be provided.~~

~~8. Piping and connections for chlorine gas:~~

~~a. Piping arrangements should be as simple as possible. Pressure gauges shall be installed on the piping to each chlorinator. The number of screwed or flanged joints should be held to a minimum. Piping systems should be well supported and adequately sloped to allow drainage; low spots should be avoided. Suitable allowance should be provided for pipe~~

expansion due to changes in temperature. Liquid chlorine has a high coefficient of thermal expansion. If liquid chlorine (containing no gas bubbles) is trapped between two valves, high pressure will develop upon increase in the temperature of the chlorine. This pressure may lead to hydrostatic rupture of the line. The effects of possible rupture should be considered in the design of any piping system. Where such rupture would present an undue hazard to personnel or equipment by allowing large quantities of chlorine to escape, protection of the system against hydrostatic pressure should be provided.

b. Condensation or reliquefaction of chlorine may occur in chlorine gas lines which pass through areas where the temperature is below the temperature pressure equilibrium indicated in the vapor pressure curve. Where adequate superheat is not provided by a vaporizer, condensation can be prevented by reducing the pressure with a pressure reducing valve.

c. It is recommended that joints in chlorine piping be flanged or welded. If threaded joints are used, extreme care should be taken to obtain clean, sharp threads. A lubricating pipe dope suitable for chlorine should be used. All threading oil must be thoroughly cleaned from the pipe. For permanent joints, linseed oil and graphite, glycerine or Teflon tape may be used. If Teflon tape is used, all remnants must be removed before joints are remade.

d. Fittings and appurtenances must be suitable for handling dry chlorine.

9. Chlorine solution is very corrosive to all of the common construction metals. At low pressures, chlorine solution can be handled in chemical stoneware, glass or porcelain equipment, and by certain alloys. Hard rubber, unplasticized polyvinylchloride, glassfiber reinforced polyester, polyvinylidene chloride, and fully halogenated fluorocarbon resins have been used successfully. Low molecular weight polyethylene, fiber reinforced rubber hose, and wrapped rubber hose have been used successfully for small capacity chlorinators. All of these materials must be selected with great care. For higher pressures, combinations using resistant lining materials (rubber, kynar, saran, Teflon, etc.) with the common metals for strength should be used.

Titanium may be used with chlorine solution, but must not be used with chlorine gas. Tantalum is inert to chlorine solution at temperatures up to 300°F. Hastelloy Alloy C® and Monel Alloy® are widely used. Platinum and silver find special applications. In general, operations involving chlorine solution require individual study.

Chlorine and equipment suppliers shall make recommendations only after careful survey of all factors involved.

10. Chlorine solution and hypochlorite solution piping shall be arranged such that prechlorination or postchlorination may be accomplished by any or all chlorinators.

D. Engineering design:

1. Any building to house chlorine equipment or containers should be designed and constructed to protect all elements of the chlorine system from fire hazards. If flammable materials are stored or processed in the same building, a fire wall should be erected to separate the two areas. Fire resistive construction is recommended.

If gas chlorination equipment and chlorine cylinders are to be in a building used for other purposes, a gas tight partition shall separate this room from any other portion of the building. Doors to this room shall open only to the outside of the building, and shall be equipped with panic hardware. Such rooms shall be at ground level, and should be separated from the feed area.

At least two means of exit should be considered from each separate room or building in which chlorine is stored, handled, or used. All exit doors shall open outward.

A clear glass, gas tight window shall be installed in an interior wall of the chlorinator room to permit the chlorinators to be viewed without entering the room.

Feed lines shall not carry chlorine gas beyond the chlorine feeder room unless the chlorine is under vacuum.

2. Chlorinator rooms shall be provided with a means of heating so that a temperature of at least 60°F can be maintained, but the room should be protected from excess heat. Cylinders shall be kept at essentially room temperature for at least 24 hours prior to use unless an evaporator is employed.

3. Forced, mechanical ventilation which will provide one complete air change per minute shall be installed in all chlorine feed rooms and rooms where chlorine cylinders are stored. The entrance to the air exhaust duct from the room shall be near the floor and the point of discharge shall be located so as not to contaminate the air inlet to any building or inhabited areas. Air inlets shall be located so as to provide cross ventilation with air and at such temperature that will not adversely affect the chlorination equipment. The vent hose shall run without traps from the chlorinator and shall discharge to the outside atmosphere above grade.

4. The electrical controls for the fans and lights shall be such that they will automatically operate when the door is opened and can be manually operated from the outside without opening the door.

E. Respiratory protection. The use of self-contained breathing apparatus (SCBA) in compliance with OSHA Respiratory Protection Standard 1910.134, "VIRGINIA OSHA STANDARDS" for General Industry, is required whenever anyone is dealing with an accidental release of chlorine. All waterworks that use chlorine gas at their treatment facility shall maintain a respiratory protection plan including emergency procedures, evacuation plans, designated SCBA personnel and any special site specific requirements. All respiratory protection devices shall be stored to protect against dust, sunlight, heat, extreme cold, excessive moisture or damaging chemicals; and in a location remote from the chlorine area.

F. Application of chlorine:

1. Provisions shall be made to ensure uniform mixing of the chlorine solution or hypochlorite solution with the water near the

point of application:

2. Residual and contact time:

- a. ~~Waterworks with surface water sources shall provide a minimum residual (C) and contact time (T) as calculated in accordance with Appendix L. Appendix L contains information on CT calculations and methods, as well as information on contact tank baffling arrangements.~~
- b. ~~Waterworks with groundwater sources shall provide a minimum 30 minute hydraulic detention period (based on design flow) for chlorine contact.~~

G. Evaluation of effectiveness:

1. Sampling – see 12VAC5-590-770.

2. Equipment shall be provided for measuring chlorine residual employing any method listed in the most recent edition of "Standard Methods for the Examination of Water and Wastewater."

The equipment should enable residual chlorine measurement to the nearest 0.1 milligram per liter in the range below 0.5 milligram per liter, and to an accuracy of approximately 25% above 0.5 milligram per liter. The installation of continuous automatic chlorine residual analyzers recording and proportioning systems may be required on large installations.

12VAC5-590-1001. Chlorination.

A. General design requirements.

1. Chlorine feed capacity shall be capable of meeting the disinfection requirements under all operating conditions.

a. Chlorine feed systems for primary disinfection of surface water sources or GUDI sources shall provide sufficient capacity to achieve the required microbial log inactivation specified in Table 500.1.

b. Chlorine feed systems for primary disinfection of groundwater sources shall provide sufficient capacity to achieve 4-log virus inactivation.

c. Chlorine feed systems for secondary disinfection shall provide sufficient capacity to achieve a minimum chlorine residual at the entry point of 0.2 mg/L for more than 4 hours.

2. Chlorine feed systems for disinfection of surface water sources or GUDI sources shall be sized to deliver the required dose with the largest unit out of operation. Small hypochlorination installations for groundwater source waterworks shall have a spare metering pump, unless it can be demonstrated to the satisfaction of the commissioner that spare equipment is readily available from a local supplier. Spare parts shall be available for all chlorinators to replace parts that are subject to wear and breakage.

3. Consideration shall be given to providing multiple chlorine feed points at all waterworks. For conventional filtration treatment plants, chlorine feed points shall be provided for the source water, applied water to the filters and filter effluent.

4. The chlorine solution water supply piping shall be designed to prevent contamination of the treated water supply.

a. At all facilities treating surface water, pre- and post-filtration disinfection systems shall operate independently of each other to prevent possible siphoning of partially treated water into the clearwell.

b. The water supply to each ejector shall have a separate shut-off valve. A master shut-off valve is prohibited.

5. Provisions shall be made to ensure uniform mixing of the chlorine with the water near the point of application.

6. Residual and contact time.

a. Owners of waterworks with surface water sources or GUDI sources shall provide a minimum residual (C) and contact time (T) as calculated in accordance with 12VAC5-590-500.

b. Owners of waterworks with groundwater sources that are required to disinfect shall provide a minimum residual (C) and contact time (T) to achieve four-log inactivation of virus, based on maximum design flow rate. Provisions shall be made to prevent short circuiting. The contact basin shall be designed utilizing the appropriate baffle factors referenced in 12VAC5-590-500.

7. Automatic proportioning chlorinators shall be provided where the rate of flow is not reasonably constant.

8. Equipment shall be provided for measuring chlorine residual, employing any method specified in 12VAC5-590-440. The equipment shall be capable of residual chlorine measurement to the nearest 0.1 mg/L.

9. Continuous chlorine residual analyzers shall be provided at all waterworks that are required to filter and that serve 3,300 or more persons, or at any waterworks required by the commissioner. Where continuous chlorine residual analyzers are provided, the commissioner may require that the design incorporate an operator-selected high or low chlorine residual alarm.

B. Gas chlorine feed systems.

1. Equipment.

a. An ample supply of potable water shall be available for operating the chlorinator. Where a booster pump is required, duplicate equipment shall be provided, and, when necessary, standby power as well. Equipment for backflow prevention shall be provided. A pressure gauge shall be provided on each chlorinator water supply line.

b. Scales for weighing cylinders shall be provided at all waterworks using chlorine gas. At large waterworks, scales of the indicating and recording type shall be considered. Scales shall be recessed unless they are of the low platform type.

c. Where a manifold of several cylinders is required to evaporate sufficient chlorine, consideration shall be given to the

installation of gas evaporators.

d. Automatic switch-over of chlorine cylinders shall be provided to assure continuous disinfection.

2. Chlorine gas leak detection.

a. Automatic chlorine gas leak detection, with strategically located sensors, and related alarm equipment shall be provided for all installations.

b. A bottle of ammonia hydroxide solution shall be provided for detecting chlorine gas leaks.

3. Emergency cylinder repair kits shall be provided.

4. Consideration shall be given to the provision of caustic soda solution reaction tanks for absorbing the contents of leaking one-ton cylinders where the cylinders are in use.

5. Piping and connections for chlorine gas.

a. Pressure gauges shall be installed on the piping to each chlorinator. Piping systems shall be well supported and adequately sloped to allow drainage. Suitable allowance shall be made for pipe expansion due to changes in temperature.

b. Fittings and appurtenances shall be suitable for handling dry chlorine.

6. Building design.

a. Any building to house chlorine equipment or containers shall be designed and constructed to protect all elements of the chlorine system from fire hazards. See [12VAC5-590-720](#).

b. If gas chlorination equipment and chlorine cylinders are to be in a building used for other purposes, a gas tight partition shall separate this room from any other portion of the building. Doors to this room shall open only to the outside of the building, and shall be equipped with panic hardware. These rooms shall be at ground level, and should be separated from the feed area.

c. At least two means of exit shall be considered from each separate room or building in which chlorine is stored, handled, or used. All exit doors shall open outward.

d. A clear glass, gas tight window shall be installed in an interior wall of the chlorinator room to permit the chlorinators to be viewed without entering the room.

e. Feed lines shall not carry chlorine gas beyond the chlorine feeder room unless the chlorine is under vacuum.

f. Chlorinator rooms shall be provided with a means of heating so that a temperature of at least 60°F can be maintained, but the room should be protected from excess heat. Cylinders shall be kept at essentially room temperature for at least 24 hours prior to use unless an evaporator is employed.

g. Forced, mechanical ventilation that provides one complete air change per minute shall be installed in all chlorine feed rooms and rooms where chlorine cylinders are stored. The inlet to the air exhaust duct from the room shall be near the floor and the point of discharge shall be located so as not to contaminate the air inlet to any building or inhabited areas. Air inlets shall be located so as to provide cross ventilation with air and at a temperature that will not adversely affect the chlorination equipment. The vent hose shall run without traps from the chlorinator and shall discharge to the outside atmosphere above grade.

h. The electrical controls for the fans and lights shall automatically operate when the door is opened and can be manually operated from the outside without opening the door.

C. Calcium hypochlorite and sodium hypochlorite feed systems.

1. Both calcium hypochlorite and sodium hypochlorite shall be acceptable for disinfection.

2. Hypochlorite solution feeders of the positive displacement type shall be provided.

3. Adequate mixing of calcium hypochlorite or sodium hypochlorite solutions shall be provided.

4. Special design considerations for bulk delivery systems:

a. Bulk sodium hypochlorite storage tanks shall be constructed of corrosion-proof materials. Pumps, piping, materials, and appurtenances exposed to hypochlorite shall be suitable for such use.

b. Sodium hypochlorite storage facilities shall be designed to keep ambient temperature and lighting low. Sodium hypochlorite fumes are corrosive and tanks shall be vented to the outside. Tanks shall be designed for ease of filling, draining, and transfer of contents.

c. Piping, valves, pumps, and pipe accessories shall be so designed and sloped so as not to allow accumulation of gasses that could cause air locking or loss of prime in chemical feed piping or pumps.

d. The design shall provide a system of local or general exhaust features to keep employee exposures below the airborne exposure limits, as described in the Safety Data Sheet for the chemical used, in accordance with OSHA 29 CFR § 1910.1200 (g). Local exhaust ventilation is generally preferred because it controls contaminant emissions at the source and thus, preventing dispersion into the general work area which could result in corrosion/exposure. Exhaust equipment and accessories shall be corrosion proof.

e. An eye wash fountain and quick-drench facilities in the immediate work area shall be provided.

12VAC5-590-1002. Chloramination.

A. Chloramines shall be acceptable for secondary disinfection. Chloramines are formed by the reaction of ammonia and chlorine. Multiple chemical species may be created, however monochloramine is the desired form.

B. The process shall be controlled to minimize formation of dichloramine and nitrogen trichloride, which can create objectionable taste and odors. Control should be sufficient to limit free ammonia leaving the chloramination facility to no more than 0.1 mg/L as nitrogen.

C. pH adjustment facilities shall be provided to maintain pH in the range of 7 to 8.

D. When use of chloramines is proposed, the potential increase of lead leaching within the distribution system shall be considered. Additional distribution system monitoring may be required by the commissioner.

E. The owner shall inform the public prior to initiating any disinfection process involving chloramines, as directed by the commissioner.

12VAC5-590-1003. Chlorine dioxide addition.

A. Chlorine dioxide may be considered as a pre-oxidant to control tastes and odors, reduce color, oxidize iron and manganese, and reduce disinfection byproduct precursors. Chlorine dioxide may be used for primary disinfection. Where chlorine dioxide is used, consideration shall be given to formation of the byproducts chlorite and chlorate.

B. Chlorine dioxide is generated on-site from sodium chlorite and either chlorine gas or hypochlorite solution. Chlorine dioxide generation equipment shall be factory assembled, pre-engineered units with a minimum efficiency of 95%. The excess free chlorine shall not exceed 3.0% of the theoretical stoichiometric concentration required.

C. The owner shall inform the public prior to using chlorine dioxide, as directed by the commissioner.

12VAC5-590-1004. Ozonation.

A. Ozone may be considered as a pre-oxidant to control tastes and odors, reduce color, oxidize iron and manganese, reduce disinfection byproduct precursors, and used for primary disinfection. Where ozone is used, consideration shall be given to the level of bromide and formation of brominated byproducts.

B. Ozone systems are typically comprised of four basic subsystems: ozone generation, feed gas preparation, ozone contactors, and off-gas disposal.

C. The PER shall evaluate water and gas flow rates, oxygen source, generator selection and sizing, contactor design, treatment process location, exhaust gas collection and destruction, and operator requirements.

D. Treatability studies using bench or pilot scale tests may be required as part of the PER to address the following:

1. Alternate points of ozone application;
2. Ozone demand tests, applied dose, transferred dose, and decay rates; and
3. Ozone byproducts, including bromide/bromate analyses.

E. Ozone systems shall be granted disinfection credit for Giardia lamblia, Cryptosporidium, and viruses, in accordance with 12VAC5-590-401 E 7 and 12VAC5-590-500, provided that they meet the requirements of this section.

1. Ozone residual levels shall be monitored continuously and recorded. For waterworks that claim inactivation credit for ozone, a minimum of two dedicated, on-line monitors per ozone contactor shall be provided. The location of the monitors shall be acceptable to the commissioner. A portable ozone monitor shall be provided as a back-up.

2. Ozone systems using multiple, consecutive contact chambers, with gaseous ozone injected in the initial chambers, shall be designed to measure ozone residual and compute log inactivation of Giardia and virus using the $C_{\text{effluent}}T_{10}$ Method or the Log Integration CT_{10} Method, as described in the "Long Term 2 Enhanced Surface Water Treatment Rule Toolbox Guidance Manual, EPA Office of Water (4606), EPA 815-R-09-016, April 2010".

3. Sample lines shall be designed to minimize the reaction time (typically less than 10 seconds conveyance time).

F. Alarms shall be provided for ozone process control safety. Automatic shutdown features shall be considered.

12VAC5-590-1005. Ultraviolet light (UV) disinfection.

A. All UV reactors shall conform to NSF/ANSI standards.

B. Each reactor train shall be equipped with an individual flow meter, or a single flow meter in conjunction with differential pressure sensors in each treatment train. Reactors shall be sized to treat the design flow.

C. Hydraulic design shall ensure that lamps are submerged, and that the entrance of air, negative pressure, or pressure surges in the reactors is prevented. Open channel flow reactors are prohibited.

D. A pressure gauge shall be provided upstream of each reactor. The design shall ensure that the reactor's maximum rated pressure cannot be exceeded.

E. Water quality parameters that may affect UV disinfection system performance shall be evaluated, including calcium, iron, manganese, hardness and alkalinity. Pretreatment shall be considered for water quality parameters that may result in lamp sleeve fouling.

F. A building to enclose and protect all UV equipment shall be provided. Adequate space between control panels, power supply, and the reactor equipment shall be provided to allow for routine operation and maintenance, including removing lamp and wiper assemblies and for off-line chemical cleaning of reactor lamps.

G. An operation and maintenance manual shall be provided for all UV reactors.

H. UV systems may be used for primary disinfection and shall be granted log inactivation credit for Giardia lamblia, Cryptosporidium, and viruses in accordance with Table 401.7, provided that they meet the requirements of 12VAC5-590-401 E 7 c and this subsection.

1. Only UV reactors that have undergone independent, third-party oversight of the validation testing on a fully assembled system to determine the operating conditions under which the reactors deliver the required UV dose shall be considered for log inactivation credit.

2. The dose-monitoring strategy shall be either the UV intensity set point approach or the calculated dose approach as described in the Ultraviolet Disinfection Guidance Manual For The Final Long Term 2 Enhanced Surface Water Treatment Rule, Office of Water (4601), EPA 815-R-06-007, November 2006. The dose-monitoring strategy shall be demonstrated through the UV reactor validation testing.

3. At least two reactors shall be provided. Reactors shall be sized to treat the design flow with the largest reactor out of service.

4. Continuous monitoring sensors shall be provided to measure UV intensity. A continuous sensor shall also be provided to measure UVT if the calculated dose approach is utilized.

a. The number of sensors provided shall be the same as that used in validation testing of the reactor.

b. Output from a continuous UVT analyzer shall be capable of being input directly into a control loop for each UV reactor, a SCADA system, or both. A bench top spectrophotometer may be provided in lieu of a continuous UVT analyzer.

c. All signals from sensors shall be displayed for operator response and for recordation.

d. At least one reference sensor for calibration of on-line UV intensity sensors shall be provided. Reference sensors shall be capable of calibration against a traceable standard.

e. Continuous recording equipment shall be provided with the monitoring sensors to store in memory or print one data point at least every 4 hours.

5. A means of flow distribution and control among multiple reactors shall be provided. The hydraulic flow profiles and piping configuration shall be identical to or more protective than that tested during equipment validation.

a. For on-site validation, the inlet and outlet piping configuration for the UV facility shall be designed according to manufacturer recommendations and to accommodate any site-specific constraints.

b. To avoid jetting flow and swirling flow, consideration shall be given to exclude expansions for at least ten (10) pipe diameters upstream of the reactor and to exclude out-of-plane 90 degree-bends in seriesd.

c. Each UV reactor shall be capable of being isolated and removed from service. Isolation valves upstream and downstream of each reactor, a drain, and sample taps for each reactor treatment train shall be provided. If the isolation valves are also used for flow control, the flow control valve shall be located downstream of the UV reactor to limit the disturbance of the flow entering the UV reactor. Bypass piping shall not be allowed.

d. The lateral piping for each UV reactor train shall be sized and configured to provide approximately equal head loss through each UV reactor train over the validated range of flow rates.

6. The control system shall be capable of meeting the monitoring and reporting requirements in 12VAC5-590-401 and 12VAC5-590-570.

7. Automatic shutdown capability under critical alarm conditions shall be provided, including: lamp/ballast failure, low liquid level, and, high temperature. Alarms shall be provided for low UV validated dose, low UV intensity, low UV transmittance, high flow rate, and mechanical wiper failure.

8. Ground-fault circuit interrupters shall be provided for all lamps. Back-up power shall be considered.

9. The owner shall develop a start-up plan and submit the plan to ODW for approval. The plan shall include functional testing, determination of validated operating conditions and control settings, performance testing, development of an operation and maintenance manual, and inspection schedules.

I. UV systems not intended for primary disinfection may be used provided that they meet the requirements of this subsection.

1. Continuous sensors to measure UV intensity shall be considered.

2. Each UV reactor shall be capable of being isolated and removed from service and be provided with bypass piping.

3. Automatic shutdown capabilities shall be provided in the event of lamp/ballast failure.

Article 4 Pumping Facilities

12VAC5-590-1010. General Basic pumping facility design criteria.

12VAC5-590-1020. Location.

A. The pumping station shall be located so that the proposed site will meet the requirements of the sanitary protection of the water quality and the hydraulics of the system and be protected against interruption of service by fire, flood, or any other hazard to meet the hydraulic needs of the distribution system, preserve the quality of the water pumped, and shall consider the availability of a power or a fuel supply.

B. The station shall be:

1. Elevated to a minimum of one foot above the 100-year flood elevation or protected to such that elevation;
2. Accessible at all times unless permitted allowed to be out of service for a period of inaccessibility by the commissioner;
3. Graded around the station so as to lead surface drainage away from the station; and
4. Protected to prevent vandalism and entrance by animals or unauthorized persons;
5. ~~Located with respect to availability of a power or a fuel supply.~~

12VAC5-590-1030. Groundwater facilities: (Repealed.)

~~Where pumping facilities are used, wells and springs shall be vented by properly hooded and screened pipe extending at least 12 inches above the pump floor or ground surface. Where necessary, provisions shall be made for lubricating the pump from a point at least six inches above the top of the well cover by means which will prevent contamination of the water supply.~~

~~A. General well appurtenances:~~

~~The following well appurtenances are required:~~

1. ~~A sanitary seal shall be provided on the top of the well casing;~~
2. ~~A properly screened vent with the end elbowed downward shall be provided for the well casing;~~
3. ~~A sampling tap shall be provided for raw water sampling which discharges in a downward direction and away from the well casing;~~
4. ~~Adequate control switches, etc., for the pumping equipment shall be provided;~~
5. ~~A water meter is required to determine water production for each well and the meter shall be located upstream of the well blow-off;~~
6. ~~The well casing shall extend at least 12 inches above the concrete floor or apron surrounding the well;~~
7. ~~Adequate support for the well pump and drop pipe shall be provided; and~~
8. ~~Each well casing shall be equipped with a drawdown gauge, airline, and appurtenances for measuring the change in the elevation of the water level in the well.~~

~~B. Drilled wells with the prime mover mounted on the casing shall:~~

1. ~~Have the casing extend 12 inches above the floor, and be equipped with a flange or suitable sanitary seal;~~
2. ~~Have the casing firmly connected to the pump structure or have the casing inserted into a recess extending at least one inch into the base of the pump if a watertight connection is not provided;~~
3. ~~Have the base of the pump not less than 12 inches above the pump room floor or apron; and~~
4. ~~Have the pump foundation and base designed to prevent water from coming into contact with the joint between the casing and the prime mover.~~

~~C. Submersible pumps. Where a submersible pump is used, the top of the casing shall be effectively sealed against entrance of water under all conditions of vibration or movement of conductors or cables and shall have a gooseneck vent with a screen covered opening:~~

~~D. Discharge piping. The discharge piping shall be provided with separate means to pump (blowoff) water of unsatisfactory quality to a point away from the groundwater source but shall not be directly connected to a sewer. The discharge line shall:~~

1. ~~Have control valves located above the pump floor;~~
2. ~~Be protected against freezing;~~
3. ~~Be valved to permit testing and control of each well;~~
4. ~~Have watertight joints;~~
5. ~~Have all exposed valves protected; and~~
6. ~~Have erosion protection at the point of waste discharge.~~

~~E. General well pump house construction requirements:~~

1. ~~The well pump house floor or apron surrounding the well shall:
 - a. ~~Be of good quality concrete with adequate reinforcement;~~
 - b. ~~Be a minimum of six inches in thickness;~~
 - c. ~~Extend a minimum of three feet in all directions from the well; and~~
 - d. ~~Slope at least ¼ inch per foot towards a screened four inch floor drain to atmosphere.~~~~
2. ~~Well houses or well pump stations in pits are prohibited.~~
3. ~~Well pump stations housing chlorination equipment shall meet the requirements of 12VAC5-590-1000.~~

12VAC5-590-1040. Pump stations.

A. Pump stations associated with surface water sources, treatment facilities, and finished water shall:

1. ~~Have adequate space for the installation of additional units if needed and for the safe servicing of all equipment;~~
2. ~~Be of durable construction, fire and weather resistant, and furnished with outward opening doors;~~

~~3. Have the floor elevation at least six inches above the finished grade, if possible;~~

~~4. Have the underground structure waterproofed;~~

~~5. Have all floors drained without impairing the quality of water being handled, and, if equipment is contained on the floor, the floor shall slope at least $\frac{1}{8}$ inch in every foot to the point of discharge; and~~

~~6. Provide suitable outlet for drainage from pump glands without discharging onto the floor.~~

~~B. Suction wells. Suction wells shall:~~

~~1. Be watertight;~~

~~2. Have floors sloped to permit removal of water and entrained solids; and~~

~~3. Be covered or otherwise protected against contamination, including contamination by pump lubricants.~~

~~C. Equipment servicing in pump stations:~~

~~1. Craneways, hoist beams, eyebolts, or other adequate facilities for servicing or removal of pumps, motors, or other heavy equipment shall be provided.~~

~~2. Walkways shall be provided to lubrication points of equipment if these are located at intermediate points between floors.~~

~~3. Openings in floors, roofs, or wherever else needed for removal of heavy or bulky equipment shall be provided.~~

~~4. A convenient tool board or other facilities shall be provided as needed for proper maintenance of the equipment.~~

~~D. Stairways and ladders. Stairs are preferred in areas where there is frequent traffic or where supplies are transported by hand. They shall have risers not exceeding nine inches and treads wide enough for safety. Where ladders are used, intermediate landings should be provided if the vertical distance exceeds 10 feet. Stairways and ladders shall:~~

~~1. Be provided between all floors and in pits or compartments which must be entered and;~~

~~2. Have handrails on both sides and treads of nonslip material.~~

~~E. Heating. In pump houses not occupied by personnel, only enough heat need be provided to prevent freezing of equipment or treatment process. Provision shall be made for adequate heating for the comfort of the operator and the safe and efficient operation of the equipment.~~

~~F. Ventilation. Adequate ventilation shall be provided for all pumping stations. Forced draft ventilation of at least six changes of air per hour (continuous operation) shall be provided for:~~

~~1. All rooms, compartments, pits and other enclosures below the grade floor; and~~

~~2. Any area where an unsafe atmosphere may develop or where excessive heat may build up.~~

~~G. Dehumidification. In areas where excess moisture could cause hazards to safety or damage to equipment, means for dehumidification shall be provided.~~

~~H. Lighting. Pump stations shall be adequately lighted throughout. All electrical work shall conform to the requirements of the state codes:~~

~~I. Pumps. At least two pumping units shall be provided. If only two units are provided, each shall be capable of delivering the peak demand. If more than two units are installed, they shall have sufficient capacity so that if any one pump is out of service, the remaining pumps are capable of carrying the peak demand. The pumping units shall:~~

~~1. Have ample capacity to supply the peak demand without overloading;~~

~~2. Be driven by a prime mover able to operate against the maximum head and air temperature which may be encountered; and~~

~~3. Have maintenance parts and tools readily available.~~

~~J. Suction lift. If suction lift is necessary, provision shall be made for priming the pumps. Suction lift should be less than 15 feet.~~

~~K. Priming. Prime water must not be of lesser sanitary quality than that of the water being pumped. Means shall be provided to prevent back siphonage. When an air operated ejector is used, the screened intake shall draw clean air from a point at least 10 feet above the ground or other source of contamination, unless the air is filtered by an apparatus approved by the Division. Vacuum priming may be used.~~

A. Enclosures.

1. The structure that houses a pump shall be of durable construction, fire and weather resistant, and furnished with lockable, outward opening doors. Underground structures shall be waterproofed.

2. Floors.

a. Pump house floors shall be of good quality concrete with adequate reinforcement and have a minimum thickness of six inches.

b. Pump house floors shall slope at least 1/8 inch per foot towards a screened four-inch diameter floor drain to the atmosphere or other provisions for gravity drainage.

c. The pump house finished floor elevation should be at least six inches above the finished grade.

3. Openings in floors, roofs, or elsewhere for removal of heavy or bulky equipment shall be provided.

a. Craneways, hoist beams, eyebolts, or other adequate facilities for servicing or removal of pumps, motors, or other heavy equipment shall be provided.

b. Adequate means of access shall be provided to lubrication points of equipment if these are located at intermediate points between floors.

4. Heat shall be provided for the safe and efficient operation of the equipment.

5. Adequate ventilation shall be provided for all pumping stations. Forced draft ventilation of at least six changes of air per hour (continuous operation) shall be provided for:

a. All rooms, compartments, pits and other enclosures below grade; and

b. Any area where an unsafe atmosphere may develop or where excessive heat may build up.

6. In areas where excess moisture could cause hazards to safety or damage to equipment, means for dehumidification shall be provided.

7. Pump stations shall be adequately lighted throughout. All electrical work shall conform to the requirements of the applicable codes.

8. Stair design shall be in accordance with the USBC.

9. Pump stations shall have adequate space for the installation of additional units if needed and for the safe servicing of all equipment.

10. Pump stations shall be designed so that each pump has an individual suction line or the lines shall be so manifolded to ensure similar hydraulic and operational conditions.

B. Suction wells shall:

1. Be watertight;

2. Have floors sloped to allow removal of water and entrained solids;

3. Be covered or otherwise protected against contamination, including contamination by pump lubricants; and

4. Have two pumping compartments or other means to allow the suction well to be taken out of service for inspection, maintenance or repair.

C. Groundwater well enclosures and aprons.

1. The well pump house floor shall meet the requirements of subdivision A 2 of this section.

2. Well pump aprons surrounding the well shall: (i) Be of quality reinforced concrete; (ii) Extend a minimum of three feet in all directions from the well casing; (iii) Be at least six inches thick; and (iv) Be sloped 1/8 inch per foot away from the well.

3. Well houses or well pump stations in pits are prohibited.

12VAC5-590-1050. Booster pumps Pumps and controls.

A. General.

1. Pumps, their motors, and all accessories shall be controlled in a manner that they will operate at their rated capacity. Where two or more pumps are installed, provision shall be made for proper alternation of the pumps. Alternation may be automatic or manual. Provision shall be made to prevent operation of the pump in the event of a backspin cycle.

2. All pumps shall be driven by motors designed to operate over the full range of operating conditions.

3. All pumps shall be served by control equipment that has overload protection for air temperature encountered.

4. Electrical controls shall be protected to the 100-year flood elevation and should be located above grade.

5. If standby power is provided by onsite generators or engines, the provisions for filling the fuel storage tank, the fuel tank itself, and the fuel line shall be designed to protect the water supply from contamination.

6. Pumps shall be lubricated with water of equal or better quality than the water being pumped or with food grade oil. Water seals shall not be supplied with water of a lesser sanitary quality than that of the water being pumped. Where pumps are sealed with potable water and are pumping water of lesser sanitary quality, the seal shall:

a. Have an air gap of at least two inches or two pipe diameters, whichever is greater, where a break-tank is provided; or

b. Be provided with an approved RPZ assembly.

7. When automatic pre-lubrication of pump bearings is necessary and an auxiliary power supply is provided, the pre-lubrication line shall be provided with a valved by-pass around the automatic control.

8. A suitable outlet for drainage from pump glands shall be provided without discharging onto the floor.

AB. Booster pumps;.

1. Booster pumps, except those connected to supply mains not containing service connections and except those taking suction directly from storage facilities, shall be located or controlled so that:

1- a. They will not produce negative gauge pressure in their suction line; and

2- b. The intake pressure shall be at least 20 psi when the pump is in normal operation;.

3- 2. An automatic pressure cutoff or a pressure regulating valve shall be provided to prevent suction line pressure from dropping to below 10 psi; and.

4- 3. Automatic or remote control devices shall have a sufficient range between the start and cutoff pressure, or another mechanism which that will prevent excessive cycling of the pumps.

~~B. In-line booster pumps. In addition to the other requirements of this section, in-line booster pumps shall be accessible for servicing and repairs.~~

~~4. At least two pumping units shall be provided.~~

~~a. If only two units are provided, each shall be capable of delivering the peak hour demand, taking into account storage contributions.~~

~~b. If more than two units are installed, they shall have sufficient capacity so that if any one pump is out of service, the remaining pumps are capable of meeting the peak hour demand, taking into account storage contributions.~~

~~c. When using booster pumps to transfer water from atmospheric storage tanks to hydropneumatic tanks located upstream of an entry point into the distribution system, the combined capacity of the two pumps shall equal or exceed the peak hour demand. If fire flow is provided, a pump or pumps separate from the transfer pumps shall be provided to deliver the required fire flow.~~

~~d. When booster pumping is required for small noncommunity systems, the reserve capacity requirements may be reduced in accordance with the type and size of system served.~~

~~5. Controls shall be provided to shut off pumps in the event that suction conditions may result in cavitation.~~

~~12VAC5-590-1060. Automatic and remote controlled stations: (Repealed.)~~

~~All automatic stations should be provided with an automatic signaling apparatus which will report to a facility manned 24 hours per day when the station is out of service. All remote controlled stations shall be electrically operated and controlled and shall have a signaling apparatus of proven performance. Installation of electrical equipment shall conform with the appropriate state codes.~~

~~12VAC5-590-1065. Piping, valves, and meters.~~

~~A. Piping shall:~~

~~1. Be adequately sized to minimize energy losses;~~

~~2. Not be subject to contamination;~~

~~3. Have watertight joints;~~

~~4. Be properly anchored to prevent movement;~~

~~5. Be protected against surge or water hammer;~~

~~6. Have proper labels to identify the contents of the pipes ([12VAC5-590-720 C](#)); and~~

~~7. Have all exposed piping, valves and appurtenances protected against physical damage and freezing.~~

~~B. Pumps shall be adequately valved to allow satisfactory operation, maintenance, and repair of the equipment.~~

~~1. If foot valves are necessary, they shall have a net valve area of at least 2-1/2 times the area of the suction pipe and they shall be screened.~~

~~2. Each pump shall have shutoff valves on both suction and discharge sides of the pump.~~

~~3. Each pump shall have a positive-acting check valve on the discharge side between the pump and shutoff valve or suitable control features to prevent flow reversal.~~

~~4. Surge relief valves or slow acting check valves shall be designed to minimize hydraulic transients.~~

~~5. Discharge control valves and appurtenances shall be located above the pump floor when an above-ground discharge is provided.~~

~~6. Pumps shall be equipped with an air release-vacuum relief valve located upstream from the check valve, with exhaust/relief piping terminating in a down-turned position at least 18 inches above the floor and covered with a corrosion resistant screen.~~

~~C. Gauges. Each pump shall have a standard pressure gauge on its discharge line capable of displaying the maximum allowable pressure of the pump and shall have a standard pressure gauge, or compound gauge when appropriate, on its suction line.~~

~~D. Meters.~~

~~1. All booster pump stations located within the distribution system should be fitted with a flow rate indicating and totalizing meter with recording capabilities.~~

~~2. A totalizing water meter to measure water production shall be provided for each well and shall be located upstream of the well blow-off.~~

~~E. Additional requirements for well discharge piping.~~

~~1. Valves shall be provided to allow testing and control of each well.~~

~~2. A non-threaded sampling tap shall be provided for water sampling that discharges in a downward direction and away from the well casing.~~

~~3. A standard pressure gauge shall be provided to indicate well discharge pressure. The gauge shall be capable of displaying pressure under all operating conditions.~~

~~4. Blow-off.~~

~~a. A separate means to pump (blow-off) water of unsatisfactory quality to a point away from the groundwater source shall be provided. Blow-off discharge shall not create a cross-connection.~~

b. Systems shall be equipped with a watertight cap or a screened discharge.

12VAC5-590-1070. Appurtenances: (Repealed.)

~~A. Valves:~~

~~Pumps shall be adequately valved to permit satisfactory operation, maintenance, and repair of the equipment. If foot valves are necessary, they shall have a net valve area of at least two and one half times the area of the suction pipe and they shall be screened. Each pump shall have a positive acting check valve on the discharge side between the pump and shutoff valve.~~

~~B. Piping, in general, shall:~~

- ~~1. Be designed so that the friction head will be low;~~
- ~~2. Not be subject to contamination;~~
- ~~3. Be sloped in one direction to drains;~~
- ~~4. Have adequate cleanouts;~~
- ~~5. Have watertight joints;~~
- ~~6. Be protected against surge or water hammer;~~
- ~~7. Be such that each pump has an individual suction line or the lines shall be so manifolded that they will insure similar hydraulic and operational conditions; and~~
- ~~8. Have proper legends to identify the contents of the pipes (see 12VAC5-590-720 L).~~

~~C. Gauges and meters:~~

~~The station should have indicating, totalizing, and recording metering of the total water pumped. Each pump shall:~~

- ~~1. Have a standard pressure gauge on its discharge line;~~
- ~~2. Have a compound gauge on its suction line; and~~
- ~~3. Have recording gauges in the larger stations as required by the division.~~

~~D. Water seals:~~

~~Water seals shall not be supplied with water of a lesser sanitary quality than that of the water being pumped. Where pumps are sealed with potable water and are pumping water of lesser sanitary quality, the seal shall:~~

- ~~1. Be provided with a break tank open to atmospheric pressure; and~~
- ~~2. Have an air gap between feeder line and spill line of the tank, at least two inches or two pipe diameters, whichever is greater.~~

~~E. Controls:~~

~~Pumps, their prime movers, and all accessories shall be controlled in such a manner that they will operate at their rated capacity without overloading. Where two or more pumps are installed, provision shall be made for proper alternation. Alternation may be automatic or manual. Provision shall be made to prevent operation of the pump during the backspin cycle. Electrical controls should be located above grade.~~

~~F. Power:~~

~~When power failure would result in cessation of the minimum essential service, the power supply shall be provided from at least two independent sources or an auxiliary source shall be provided.~~

~~G. Auxiliary power supply:~~

~~When automatic prelubrication of pump bearings is necessary and an auxiliary power supply is provided, the prelubrication line shall be provided with a valved by-pass around the automatic control.~~

Article 5-

Finished Water Storage Structures

12VAC5-590-1080. General Basic finished water storage design criteria.

A. The materials and designs used for finished water storage structures, including associated pipe and valves, shall provide stability and durability as well as protect the quality of the stored water. Steel structures shall follow the current available American Water Works Association standards concerning steel tanks, standpipes, reservoirs, and elevated tanks wherever they are applicable. Other materials of construction are acceptable when properly designed to meet the requirements of this section. Steel, concrete, composite, and plastic storage structures shall be designed, constructed, cleaned, disinfected and tested in accordance with the following AWWA Standards, where applicable: D100-11, D103-09, D107-16, D108-10, D110-13, D115-06, D120-09, D121-12, and C652-11.

B. Safety cages, rest platforms, roof-ladder handrails and other safety devices shall be provided as required by VOSH.

A. C. Location of finished water storage facilities.

1. The bottom of ground level reservoirs, storage tanks and standpipes should be placed at the normal ground surface above finished grade to ensure positive drainage away from the structure.
2. Where the bottom must be below normal ground surface, it shall be placed above the groundwater table. Sewers, drains, standing water, and similar sources of contamination shall be kept at least 50 feet from the reservoir storage facility. AWWA approved water pipe Pipe conforming to water distribution pipe standards of 12VAC5-590-1110, pressure tested in place without leakage, shall be used for gravity sewers at lesser separations.

3. The top of all storage facilities shall not be less than two feet above the normal ground surface and shall be protected from above the 100-year flood level. Clearwells Any clearwell constructed under filters may be excepted exempted from this requirement when the total design gives the same protection.

D. Pressure variation. The maximum variation between normal operational high and low water levels in finished water storage structures which float on a distribution system shall not exceed 30 feet.

E. Level controls.

1. Adequate controls shall be provided to enable sufficient tank turnover, water quality maintenance, avoidance of overflows, and efficient operations.

2. A telemetry system with recording capability shall be considered to transmit the operating levels in distribution system storage facilities to a location where qualified personnel may access the data at all times.

3. Altitude valves or equivalent controls shall be provided.

4. For tanks with a monitoring system, overflow, low level, and pump malfunction warnings or alarms shall be provided.

B. All new finished water storage structures shall have suitable watertight roofs or covers which exclude birds, animals, insects, and dust.

C. No drain on a water storage structure shall have a direct connection to a sewer or storm drain.

All finished water storage structures shall be equipped with separate drains discharging to the atmosphere. Drainage of finished water storage structures to the distribution system through inlet and outlet piping shall not be allowed.

D. The overflow pipe of a finished water storage structure shall be brought down near the ground surface where any discharge will be visible and into a drainage inlet structure or a splash plate which will divert the overflow away from the storage structure. No overflow may be connected directly to a sewer or storm drain.

1. When an internal overflow pipe is used it shall be located in the access tube.

2. The overflow of a ground level finished water storage structure shall be high enough above normal or graded ground surface to prevent the entrance of surface water.

3. All nonpressure type finished water storage structures shall be provided with a downward discharging screened overflow.

E. Finished water storage structures shall be designed with convenient access to the interior for cleaning and maintenance. Manholes or scuttles above the waterline shall be:

1. Framed at least four inches, preferably six inches, above the surface of the roof at the opening; on ground level structures, manholes should be elevated 24 to 36 inches above the top or covering sod;

2. Fitted with a solid watertight cover which overlaps the framed opening and extends vertically down around the frame at least two inches (shoebox type);

3. Hinged at one side; and

4. Fitted with a locking device.

F. Finished water storage structures shall be vented by separate vent structures. Open construction between the side wall and roof is not permissible:

1. Vents shall prevent the entrance of surface water.

2. Vents shall exclude birds and animals.

3. Vents shall exclude insects and dust, as much as this function can be compatible with effective venting, for elevated tanks and standpipes, four-mesh noncorrodible screen may be used.

4. Vents on ground level structures shall terminate in an inverted U construction the opening of which is 24 to 36 inches above the roof or sod and is covered with noncorrodible screen cloth to exclude insects.

G. The roof and sidewalls of all structures must be watertight with no openings except properly constructed vents, manholes, overflows, risers, drains, pump mountings, control ports, or piping for inflow and outflow.

1. Any pipes running through the roof or sidewall of a finished water storage structure must be welded or properly gasketed in metal tanks or should be connected to standard wall castings which were poured in place during the forming of a concrete structure; these wall castings shall have flanges imbedded in the concrete.

2. Openings in a storage structure roof or top designed to accommodate control apparatus or pump columns shall be curbed and sleeved with proper additional shielding and shoebox type cover to prevent the access of surface water into the structure.

3. Valves and controls shall be located outside the storage structure so that valve stems and similar projections will not pass through the roof or top of the structure.

H. The roof or cover of the storage structure should be well drained, but downspout pipes shall not enter or pass through the reservoir:

I. The safety of employees shall be considered in the design of the storage structure. As a minimum, such matters shall conform to pertinent building codes, laws, and regulations of the area where the reservoir is constructed:

1. Ladders, ladder guards, balcony railings, and safe location of entrance hatches shall be provided.

2. Elevated tanks with riser pipes over eight inches in diameter shall have protective bars over the riser opening inside the tank.

J. All finished water storage structures and their appurtenances, especially the riser pipes, overflows, and vents, shall be designed to prevent freezing which will interfere with proper functioning.

K. Every catwalk over finished water in a storage structure shall have a solid floor with raised edges so designed that shoe scrapings and dirt will not fall into the water.

L. The area surrounding a ground-level structure should be graded in a manner that will prevent surface water from standing within 50 feet of the structure.

M. Proper protection should be given to metal surfaces by paints or other protective coatings, by cathodic protective devices, or both. Paint systems consistent with the most current available American Water Works Association standards and otherwise acceptable to the division shall be used. Cathodic protection should be designed and installed by competent technical personnel.

N. All finished water storage facilities shall be cleaned to remove all dirt and loose materials prior to disinfection of the structure. Only potable water shall be used to clean and rinse the water storage facilities. All equipment including brooms, brushes, spray equipment and workmen's boots shall be disinfected before they are used to clean the storage facilities.

O. All finished water storage facilities shall be satisfactorily disinfected prior to being placed in operation. The disinfection of the storage facilities shall be repeated until it is determined, by bacteriological testing, that the water is free of coliform bacteria:

1. One of the following disinfection methods shall be used. Other methods of disinfection may be approved on a case-by-case basis by the division:

a. The tank shall be filled to the overflow level with potable water to which enough chlorine has been added to produce an initial chlorine concentration of 50 mg/L in the full tank. The full tank should stand for 24 hours; however, in no case shall it stand less than six hours. At the end of the holding period, the chlorinated water shall be drained to waste, the tank refilled with potable water, and tested for satisfactory bacteriological quality before placing the tank in service.

b. All interior surfaces of the tank shall have applied a chlorine solution containing at least 200 mg/L of free available chlorine. The chlorine solution shall be applied with either spray equipment or brushes. Any equipment used to apply the chlorine solution shall either be new or previously used only for disinfection purposes. The chlorine solution shall remain in contact with the tank surfaces for at least 30 minutes. The tank shall then be filled with potable water to the overflow level and tested for satisfactory bacteriological quality before placing the tank in service; or

c. Potable water containing a free chlorine residual of 50 mg/L shall be placed in the tank to such a depth that when the tank is filled, the resulting chlorine concentration in the water will be at least two mg/L. The water containing 50 mg/L of chlorine shall stand in the tank for 24 hours. The tank shall then be filled with potable water and allowed to stand for 24 additional hours. At the end of the second 24 hour period, the chlorine residual shall be at least two mg/L. After analyses of the water for satisfactory bacteriological quality, the tank may be placed in service without draining the water used to disinfect it.

2. Testing of the water following disinfection shall be in accordance with 12VAC5-590-800-G.

12VAC5-590-1081. Atmospheric tank storage.

A. Protection.

1. All finished water storage structures shall have suitable watertight roofs or covers that exclude birds, animals, and insects.

2. All finished water storage structures shall be designed to prevent vandalism and entrance by animals or unauthorized persons.

B. The storage facility shall be designed to facilitate turnover of water. Consideration shall be given to locating inlet and outlet pipes at different elevations and locations, tank mixers, and other acceptable means to avoid stagnation. Excessive storage capacity shall be avoided to prevent water quality deterioration. See 12VAC5-590-640 B 3.

C. Drains.

1. No drain on a water storage structure shall create a cross-connection hazard.

2. All finished water storage structures shall be equipped with separate drains discharging to the atmosphere. Drainage of finished water storage structures to the distribution system through inlet and outlet piping is prohibited.

D. Overflows.

1. Atmospheric finished water storage structures shall be provided with a downward-discharging, screened overflow pipe. The discharge pipe shall be brought down near the ground surface and into a drainage inlet structure or a splash plate that will divert the overflow away from the storage structure. The overflow pipe discharge shall be high enough above normal or graded ground surface to prevent the entrance of surface water.

2. Overflow pipe screens shall be installed so as to withstand the force of overflows. Properly designed flapper valves or rubber flex-type valves may be used in lieu of screens if approved by the commissioner.

E. Inlet and discharge pipes.

1. Elevated tanks with riser pipes over eight inches in diameter shall have protective bars over the riser opening inside the tank.

2. Inlet and outlet pipes from water storage facilities shall be located in a manner that will prevent the flow of sediment into the distribution system.

F. Finished water storage structures shall be designed with convenient access to the interior for cleaning and maintenance. Ladders, ladder guards, balcony railings, and safely located entrance hatches shall be provided where applicable. Hatches, manholes

or scuttles above the waterline shall be:

1. Framed at least four inches, preferably six inches, above the surface of the roof at the opening; on ground level structures, manholes should be elevated 24 to 36 inches above finished grade;
2. Fitted with a solid watertight cover that overlaps the framed opening and extends vertically down around the frame at least two inches (shoebox type);
3. Hinged at one side; and
4. Fitted with a locking device.

G. Atmospheric finished water storage structures shall be vented by separate vent structures. Open construction between the side wall and roof is prohibited.

1. Vents shall prevent the entrance of surface water.
2. Vents shall exclude birds, animals, and insects, and be constructed of non-corrodible material. Screens shall be designed to be frost-free or capable of relieving pressure or vacuum in the event of frosting or clogging.
3. Vents on ground level structures shall terminate in an inverted U construction, with the vent terminating 24 to 36 inches above roof or finished grade.

H. Penetrations. The roof and sidewalls of all structures shall be watertight with no openings except properly constructed vents, manholes, overflows, risers, drains, pump mountings, control ports, or piping for inflow and outflow.

1. Any pipes running through the roof or sidewall of a finished water storage structure shall be welded or properly gasketed in metal tanks or should be connected to standard wall castings that were placed during the forming of a concrete structure; these wall castings shall have flanges imbedded in the concrete.
2. Valves and controls shall be located outside the storage structure so that valve stems and similar projections will not pass through the roof or top of the structure.
3. Downspout pipes for roof drainage shall not enter or pass through the structure.

I. All finished water storage structures and their appurtenances, especially the riser pipes, overflows, and vents, shall be designed to prevent freezing that will interfere with proper functioning.

J. Every catwalk over finished water in a storage structure shall have a solid floor with raised edges so designed that shoe scrapings and dirt will not fall into the water.

K. The area surrounding a ground level structure shall be graded in a manner that will prevent surface water from standing within 50 feet of the structure.

L. Proper protection shall be given to metal surfaces by paints or other protective coatings, by cathodic protective devices, or both, in accordance with the NSF/ANSI 61-2016, AWWA standards D102-14, D104-11, and D106-16, or an approved equivalent, where applicable.

M. All finished water storage facilities shall be cleaned to remove all dirt and loose materials prior to disinfection of the structure. Only potable water shall be used to clean and rinse the water storage facilities. All equipment including brooms, brushes, spray equipment and worker's boots shall be disinfected before they are used to clean the storage facilities.

N. Disinfection. All finished water storage facilities shall be satisfactorily disinfected in accordance with AWWA C652-11 prior to being placed in operation. The disinfection of the storage facilities shall be repeated until it is determined, by bacteriological testing, that the water is free of coliform bacteria.

12VAC5-590-1082. Pressure tank storage.

When hydropneumatic tanks are used, they shall comply with the requirements of state and local laws and regulations for the construction and installation of unfired pressure vessels.

1. Pressure tanks shall be located above the normal ground surface with the tank end containing the inlet pipe, the pressure gauge and other appurtenances projecting into a building with climate controls to prevent freezing. Alternatively, it may be completely housed, if adequate access is provided for inspection, removal, and replacement.
2. Pressure tanks shall have bypass piping to permit operation of the system while the tank is being cleaned, repaired, or painted.
3. Pressure tanks shall have an access manway, a drain, and control equipment consisting of pressure gauge, water sight glass, automatic or manual air blow-off, pressure and vacuum relief valves and mechanical means for adding air. Pressure tanks less than 120 gal and bladder tanks are not required to have an access manway, sight glass, or vacuum relief valve.

12VAC5-590-1090. Plant storage.

The applicable design standards of 12VAC5-590-1080 shall be followed for plant storage.

A. Washwater ~~Backwash~~ water storage tanks shall be sized in conjunction with available pump units and finished water storage to ~~give~~ provide the filter backwash water required. Consideration ~~must~~ shall be given to the possibility of having to wash more than one filter at a time or several filters in succession.

B. Clearwell storage ~~should~~ shall be sized, in conjunction with distribution system storage, to relieve the filters from having to follow

fluctuations in water use or meet peak demands, including filter backwash water. When finished water storage is used to provide proper contact time for chlorine disinfection, special attention must shall be given to size, drawdown, and baffling. Plant clearwells shall be equipped with a raised viewing port having a clear glass or plastic viewing window and a submerged waterproof electric light.

C. Finished water shall not be stored or conveyed in a compartment adjacent to unsafe nonpotable water when the two compartments are separated by a single wall.

D. Receiving basins and pump wet wells for finished water shall be designed as finished water storage structures.

~~E. Hydropneumatic (pressure) tanks may be acceptable in small water systems. When used, they shall comply with the requirements of state and local laws and regulations for the construction and installation of unfired pressure vessels.~~

~~1. The tank shall be located above the normal ground surface with the tank end containing the inlet pipe, the pressure gauge and other appurtenances projecting into an operating house to prevent freezing or be completely housed.~~

~~2. The tank shall have bypass piping to permit operation of the system while the tank is being cleaned, repaired, or painted.~~

~~3. Pressure or level-pressure operated start-stop controls shall be installed on the discharge piping to permit operation of the water supply system.~~

~~4. Each tank shall have an access manhole, a drain, and control equipment consisting of pressure gauge, water sight glass, automatic or manual air blowoff, pressure and vacuum relief valves and mechanical means for adding air. Appurtenances to small capacity tanks shall be determined by the division on a case-by-case basis.~~

~~5. Tanks and pumps shall be designed to minimize pump cycling and shall have at least the following capacity:~~

~~a. When the hydropneumatic tank is fed directly by a well or wells, the effective storage volume is one-third of the hydropneumatic tank's gross volume;~~

~~b. When the hydropneumatic tank is fed directly from ground storage, the effective storage volume is the effective volume of the ground storage tank plus the effective volume of the hydropneumatic tank; and~~

12VAC5-590-1100. Distribution storage. (Repealed.)

The applicable design standards of 12VAC5-590-1080 shall be followed for distribution storage.

~~A. The maximum variation between high and low water levels in finished water storage structures which float on a distribution system should not exceed 30 feet. Large diameter, shallow-depth reservoirs are preferable over small diameter, deep-depth reservoirs.~~

~~B. Adequate controls shall be provided to maintain levels in distribution system storage structures at all times.~~

~~C. Pressure tanks. (Also see 12VAC5-590-1090 E.)~~

~~1. A telemetering system and recording equipment should be provided, to a location where qualified personnel are available at all times, for the transmission and recording of storage levels in the distribution system.~~

~~2. Altitude valves or equivalent controls may be required for subsequent structures on the system.~~

~~3. Overflow, low level, and pump malfunction warnings or alarms should be transmitted to a location where qualified personnel are available for surveillance on a 24-hour basis.~~

Article 6

Water Distribution Systems

12VAC5-590-1110. Materials-Distribution system materials.

~~A. The pipe selected shall have been manufactured in conformity with the current available standards issued by the American Water Works Association if such standards exist or be approved by the National Sanitation Foundation for water distribution piping.~~

~~B. In the absence of such standards, pipe meeting applicable commercial standards and acceptable to the division may be considered.~~

~~C. Used water mains that meet these standards may be used again after the pipe has been thoroughly cleaned and restored.~~

~~D. Packing and joint materials used in the joints of pipe shall meet the standards of the American Water Works Association or the National Sanitation Foundation.~~

~~E. Mechanical joints or slip joints with resilient gaskets are preferred.~~

Pipe, fittings, joints, valves, hydrants, and coatings shall conform to AWWA standards.

12VAC5-590-1120. Minimum pipe size.

A. The minimum size pipe for water distribution systems mains shall be four inches in diameter. Pipes of lesser diameter may be used in the following instances:

1. When the run is less than 300 feet, two-inch diameter pipe may be used; and

2. When the run is less than 600 feet but more than 300 feet, three-inch diameter pipe may be used.

3. Any departure in sizing shall be justified by hydraulic analysis and future water demands.

B. The minimum size of pipe where fire protection is to be provided or required shall be six inches in diameter. Fire hydrants shall not be connected to water mains that are not designed to carry fire flows. Connection of a fire hydrant to a pipe of less than six inches in diameter is prohibited.

~~C. The standard grading schedule of the Insurance Services Office and other related organizations shall be followed in other cases.~~

~~D. Any departure in sizing shall be justified by hydraulic analysis and future water use and can be considered only in special~~

circumstances:

~~E. Water mains not sized to carry fire flows shall not be connected to fire hydrants. Where a noncommunity waterworks serves a single building, the plumbing shall be in accordance with the most recent edition of the USBC. Where a noncommunity waterworks serves two or more buildings, the pipe shall be of sufficient size to provide adequate flow and pressure in order to meet the system demands.~~

12VAC5-590-1130. System Distribution system design.

A. Dead-ends should be minimized by looping of all mains.

~~B. Where dead-end lines water mains occur, they shall be provided with a fire hydrant, flushing hydrant, or blowoff for flushing purposes means of effective flushing shall be provided.~~

12VAC5-590-1140. Installation and testing of water mains.

A. Adequate supports and restraints shall be provided for all pipes.

B. A continuous and uniform bedding shall be provided in the trench for all buried pipe.

C. Stones and rocks found in the trench shall be removed ~~for~~ to a depth of at least six inches below the bottom of the pipe and selected fill bedding provided.

D. ~~The specifications for installation shall include:~~

~~1. Pressure testing on installed pipe;~~

~~2. Allowable leakage of installed pipe; and~~

~~3. Reference to applicable American Water Works Association standards or manufacturers' recommended installation procedures~~ Installed pipe shall be pressure-tested and meet allowable leakage as specified in accordance with AWWA C600-10, C604-11, and C605-13, where applicable.

~~E. Any plastic or other nonmetallic pressurized conduit pipe installed underground shall have affixed thereto be provided with a material conductive of electricity or some other means of locating the conduit while it is underground buried pipe.~~

12VAC5-590-1150. Separation of water mains and sanitary sewers.

A. The following factors shall be considered in providing adequate separation of water mains and sewers:

1. Materials and types of joints for water and sewer mains;
2. Soil conditions;
3. Service branch connections into the water main and sewer mains;
4. Compensating variations in the horizontal and vertical separations;
5. Space for repairs and alterations of water and sewer mains;
6. Offsetting of pipes around manholes; and
7. Identification of the physical restraints preventing normal separation.

B. ~~Parallel installation of water mains and sanitary sewers.~~

1. Under normal conditions water mains shall be laid at least 10 feet horizontally from a sewer or sewer manhole. The distance shall be measured edge-to-edge.

2. Under unusual ~~conditions~~ situations when local conditions prevent a horizontal separation of 10 feet, the water main may be laid closer to a sewer or sewer manhole provided that:

a. The bottom (invert) of the water main shall be at least 18 inches above the top (crown) of the sewer;

b. Where this vertical separation cannot be obtained, the sewer shall be constructed of ~~AWWA approved water pipe~~ water distribution pipe, pressure tested in place ~~without leakage prior to backfilling; and in accordance with 12VAC5-590-1110 and 12VAC5-590-1140;~~

c. The commissioner may approve concrete encasement of the water main or other physical barrier;

~~e-d.~~ The sewer manhole shall be of watertight construction and tested in place; and

e. No water pipes shall pass through or come into contact with any part of a sewer manhole.

C. ~~Crossing: of water mains and sanitary sewers.~~

1. Under normal conditions water ~~lines~~ mains crossing sanitary sewers shall be laid to provide a separation of at least 18 inches between the bottom of the water line and the top of the sewer whenever possible.

2. Under unusual ~~conditions~~ situations when local conditions prevent a vertical separation described in subdivision C 1 of this section, the following construction shall be used:

a. ~~Sewers~~ Sanitary sewers passing over or under water mains shall be constructed of the materials described in ~~subdivision B-2-b~~ subsection B of this section and shall be constructed to a point 10 feet beyond, and on each side of the crossing; and

b. Water ~~lines~~ mains passing under sewers shall, in addition, be protected by providing:

(1) A vertical separation of at least 18 inches between the bottom of the sanitary sewer and the top of the water ~~line~~ main;

(2) Adequate structural support for the sewers to prevent excessive deflection of the joints and the settling on and breaking

of the waterline water main; and

(3) That the length of the water line main be centered at the point of the crossing so that joints shall be equidistant and as far as possible from the sanitary sewer.

~~D. No water pipes shall pass through or come in contact with any part of a sewer manhole. The minimum horizontal separation distance between water mains and septic tanks and drainfields, measured edge-to-edge, shall be 10 feet. Greater separation distance shall be provided wherever practical.~~

~~E. Water mains shall be located a safe horizontal distance from sources of contamination not already mentioned in this section, such as sewage treatment works and industrial complexes. The owner's engineer shall contact the department to determine the safe separation distances.~~

12VAC5-590-1160. Valve, air relief, meter, and ~~blowoff~~ blow-off chambers.

~~A. Air and sediment accumulations may be removed through a standard fire hydrant; compressed air and pumping may be used for dewatering mains through hydrants. Standard fire hydrants or blow-offs shall be considered to enable removal of sediment and air accumulations.~~

~~B. Chambers Drains in chambers or pits containing that contain valves, blowoffs blow-offs, meters, or other such appurtenances to a distribution system shall not be connected directly to any storm drain or sanitary sewer, nor shall blowoffs blow-offs or air relief valves be connected directly to any sewer.~~

~~C. Such chambers Chambers or pits shall be drained to the surface of the ground where they are not subject to flooding by surface water or to absorption pits located above the seasonal groundwater table elevation. The backfill material for the water main may serve as an absorption pit if granular embedment material is laid from the pipe bedding up through the final backfill layer for the entire length of pipe in the chamber. Sump pumps may be used where other means are not practicable.~~

~~D. The chamber or pit shall be designed to facilitate air valve inspection and servicing.~~

~~E. Air relief and blow-off piping.~~

~~1. The open end of an air relief pipe shall be extended from the manhole or enclosing chamber to a point at least one foot above ground and provided with a screened, downward facing elbow. The exposed pipe and appurtenances shall be protected from vandalism and other damage.~~

~~2. When an above-ground extension is not practical or desired, the open end of the relief pipe or blow-off shall be extended.~~

~~a. Where the pit or chamber is provided with proper drainage, and is not otherwise subject to high groundwater levels, surface flooding, ponding, and contaminant or pollutant spills, the open end may be provided with a screened, downward facing elbow. The valve chamber or pit shall be vented to provide sufficient air flow to allow proper operation of the air valve. Air valves fitted with a smooth vent port and screened hood are allowable under these conditions.~~

~~b. Where the pit or chamber is not properly drained or is otherwise subject to high groundwater levels, surface flooding, ponding, and contaminant or pollutant spills, a manually-operated valve or blow-off shall be used and the open end shall be fitted with a watertight cap or other means to prevent contamination from entering the pipe and valve.~~

12VAC5-590-1170. Hydrants.

~~A. Where hydrant drains are not plugged, they shall be drained to the ground surface or to dry wells provided exclusively for this purpose in a manner that will avoid contamination of the hydrant or water main from high groundwater, surface flooding and ponding, and contaminant or pollutant spills.~~

~~B. Hydrant drains shall not be connected to sanitary sewers or storm drains.~~

~~C. Fire hydrants shall be connected only to water systems mains adequately designed for fire flows in addition to domestic flow in accordance with the requirements of 12VAC5-590-1120 B.~~

12VAC5-590-1180. Surface water crossings.

~~A. Surface water crossings, both over and under water, present special ~~problems and should~~ challenges and shall be discussed with the ~~division department~~ before ~~final plans project documents~~ are prepared.~~

~~A. ~~Above~~ B. Aerial water crossings. The pipe above water crossings shall be:~~

- ~~1. Adequately supported;~~
- ~~2. Protected from freeze damage;~~
- ~~3. Accessible for repair or replacement; and~~
- ~~4. Above the 100-year flood level.~~

~~B. C. Under water crossings.~~

- ~~1. The pipe shall be of special construction, suitable to the method of installation and having flexible watertight joints.~~
- ~~2. Valves Where rigid pipe is used, valves and taps shall be provided at both ends of the water crossing so that the section can be isolated for tests or repair; the valves and taps shall be easily accessible and not subject to flooding.~~
- ~~3. Sample taps shall be available at each end of the crossing and at a reasonable distance from each side of the crossing and not subject to flooding.~~
- ~~4. Permanent taps shall be made for testing and locating leaks.~~

12VAC5-590-1190. Water services and plumbing: (Repealed.)

Water services and plumbing shall conform to the Uniform Statewide Building Code.

12VAC5-590-1200. Water pressure in systems: (Repealed.)

12VAC5-590-1210. Disinfection and testing of water mains.

A. All water mains shall be disinfected in accordance with AWWA C651-14 prior to being placed in operation. The disinfection of the mains shall be repeated until it is determined, by bacteriological testing, that the water is free of coliform bacteria.

B. ~~Prior to disinfection all water mains shall be flushed unless the tablet method of disinfection is used. All valves and hydrants shall be operated during this operation. Flushing velocities should not be less than 2.5 feet per second.~~

C. ~~Methods of chlorine application:~~

~~1. Continuous feed method – Potable water shall be introduced into the pipe main at a constant flow rate. Chlorine shall be added at a constant rate to this flow so that the chlorine concentration in the water in the pipe is at least 50 mg/L. The chlorinated water shall remain in the main at least 24 hours, after which, the chlorine concentration in the water shall be at least 10 mg/L. All valves and appurtenances shall be operated while the chlorinated water remains in the main;~~

~~2. Slug method – Potable water shall be introduced into the main at a constant flow rate. This water shall receive a chlorine dosage which will result in a chlorine concentration of 100 mg/L in a "slug" of the water. The chlorine shall be added long enough to insure that all portions of the main are exposed to the 100 mg/L chlorine solution for at least three hours. The chlorine residual shall be checked at regular intervals not to exceed 2,000 feet to insure that adequate residual is maintained. As the chlorinated water passes valves and appurtenances, they shall be operated to insure disinfection of these appurtenances; or~~

~~3. Tablet method – Tablets shall be placed in each section and in all appurtenances. Enough tablets shall be used to insure that a chlorine concentration of 25 mg/L is provided in the water. They shall be attached by an adhesive to the top of the pipe sections and crushed or rubbed in all appurtenances. The adhesive shall be acceptable to the division. The velocity of the potable water in the main shall be less than 1 foot per second. The water shall then remain in contact with the pipe for 24 hours. All valves and appurtenances shall be operated while the chlorinated water is in the main.~~

~~This method shall not be used if nonpotable water or foreign materials have entered the mains or if the water temperature is below 5°C (41°F).~~

D. ~~Final flushing. After the required retention period, the chlorinated water shall be flushed from the main using potable water.~~

E. ~~Testing. After the mains have been flushed, the water mains shall be tested in accordance with 12VAC5-590-800 C. Samples shall be collected at regular intervals, not exceeding 2,000 feet, throughout the length of main.~~

F. ~~Repairs. Cleaning, disinfecting, flushing, testing, or similar operational actions shall be in accordance with the current standard issued by AWWA (AWWA C-601). Project documents shall provide the details of the procedure and include the disinfectant application technique, dosage, contact time, method of testing the results of the procedure, and use or disposal of the disinfecting water.~~

12VAC5-590-1220. Cover Pipe cover.

All distribution mains buried distribution pipe shall be provided with sufficient earth or other suitable cover or encasement to prevent from freezing and provide protection from damage by external forces.

12VAC5-590-1230. Metering Service lines and meters.

A. ~~Each~~ All new service connections in community waterworks service connection shall be metered.

B. Water pipe and appurtenances between the water main and the service connection shall conform to all applicable codes.

12VAC5-590-1235. Water loading stations.

A. The station and its piping and valving arrangement shall be designed to prevent unauthorized use, tampering, and vandalism.

B. An air gap or RPZ assembly shall be provided on the potable water fill connection to prevent backflow into the potable water supply.

C. The piping and valving arrangement shall prevent contaminants from being transferred from a hauling tank or vessel to others subsequently using the water loading station.

D. Hoses used to fill potable water tanks and vessels shall be approved for potable water contact.

Part IV. Exceptions for Noncommunity Waterworks to Specific Sections of the Manual of Practice (Part III)

12VAC5-590-1240. General: (Repealed.)

~~Noncommunity waterworks design shall conform to Part III of this chapter. Due to the types of service provided and size of some noncommunity waterworks, certain exceptions to the design requirement specified in Part III may be allowed. Each of the following subsections will refer to exceptions in corresponding sections of Part III.~~

12VAC5-590-1250. Exceptions to Article 1 of Part III: (Repealed.)

A. ~~The evaluation of source requirements shall consider the type and use of the noncommunity system. Minimum storage for noncommunity waterworks, in conjunction with the source, must provide system peak hour demand.~~

B. ~~A minimum laboratory facility of a sink and workbench shall be provided.~~

12VAC5-590-1260. Exceptions to Article 2 of Part III: (Repealed.)

~~A. Exceptions to the minimum size well lot may be made for noncommunity waterworks, based upon site availability and other factors.~~

~~B. When the source requirements for a noncommunity system are determined to be three gallons per minute or less the 48-hour minimum drawdown test may be reduced to no less than eight hours. The drawdown test, approved by the division and based upon system demands and geological conditions, shall be performed to determine well yield.~~

~~**12VAC5-590-1270. Exceptions to Article 5 of Part III. (Repealed.)**~~

~~When booster pumping is required for small noncommunity systems, the duplicity and capacity requirements may be reduced in accordance with the type and size of system served.~~

~~**12VAC5-590-1280. Exceptions to Article 6 of Part III. (Repealed.)**~~

~~In the instance where a noncommunity water system serves a single building, the water line plumbing (including size) shall be in accordance with the most recent edition of the Uniform Statewide Building Code.~~

~~When a noncommunity water system serves two or more buildings, the water line shall be of sufficient size to provide adequate flow and pressure in order to meet the system demands.~~

~~APPENDIX A. [RESERVED] (Repealed.)~~

~~APPENDIX B. BACKGROUND USED IN DEVELOPING THE CHEMICAL, PHYSICAL AND RADIOLOGICAL LIMITS OF THE DRINKING WATER STANDARDS. (Repealed.)~~

~~COPPER~~

~~ACTION LEVEL—1.3 mg/L~~

~~Copper is an essential and beneficial element in human metabolism. The daily copper requirement for adults has been estimated to be 2.0 mg. Preschool age children require about 0.1 mg daily for normal growth. Copper at high doses has, however, been shown to cause stomach and intestinal distress, liver and kidney damage, and anemia.~~

~~A primary source of high concentrations of copper in drinking water is from the internal corrosion of copper plumbing within the home. The EPA has established an action level of 1.3 mg/L of copper in first draw tap sample which may result in public waterworks installing measures to control corrosion.~~

~~CORROSION~~

~~Corrosion is responsible for many problems in the water distribution system including tuberculation with loss of carrying capacity and increased pumping costs, leaks, main ruptures, discoloration and loss of chlorine residual. The corrosivity of drinking water is a parameter which has not only esthetic and economic significance, but is health significant as well. The products of corrosion having the greatest health significance at the present time, cadmium and lead, are addressed as primary maximum contaminants, but there is also a sufficient basis to include corrosivity as a secondary maximum contaminant level.~~

~~Corrosivity is controlled by pH adjustment, the use of chemical stabilizers, or other means which are dependent upon the specific conditions of the water. The two major corrosion indicators utilized in Virginia are the Langelier Index (L.I.) and the Aggressive Index (A.I.). Other indicators also exist. The L.I. and A.I. are determined by utilizing some or all of the following parameters:~~

- ~~-pH~~
- ~~-Calcium Hardness~~
- ~~-Alkalinity~~
- ~~-Temperature~~
- ~~-TDS~~

~~All waterworks owners will be notified periodically of the corrosivity of their drinking water by the commissioner, either as L.I., A.I. or other appropriate index. Noncorrosive water should be the goal of each waterworks owner.~~

~~Furthermore, EPA requires each owner to be aware of type of materials used in the distribution system (including service connections and household plumbing) such as:~~

LEAD	COPPER
Pipe	Piping
Solder	Service Lines
Caulking	Household Plumbing
Lining of Distribution Mains	-
Household Plumbing	-
-	-
GALVANIZED	Ferrous Piping (cast iron and steel)
Service Lines	Asbestos Cement Pipe
Household Plumbing	Vinyl Lined Asbestos Cement Pipe

- Coal-Tar Lined Pipes
- Plastic Pipe
- Piping
- Service-Line
- Household Plumbing

FLUORIDE

When the fluoride concentration in drinking water is maintained within the recommended ranges of 0.8 mg/L minimum and 1.0 mg/L maximum with the optimum being 0.9 mg/L, the consumer will realize a reduction in dental caries. When supplemental fluoridation is practiced, it is particularly advantageous to maintain a fluoride concentration at or near the optimum. The reduction in dental caries experienced at optimal fluoride concentrations will be diminished by as much as 50% when the concentration is 0.2 mg/L below the optimum. An approval limit slightly higher than the optimum can be tolerated without any mottling of teeth, so where fluorides are native to the water supply, these concentrations are acceptable. Higher levels should be reduced by treatment or blending with other sources lower in fluoride content. The U.S. Environmental Protection Agency has determined that the PMCL for fluoride is 4.0 mg/L based on long term toxicity data. The EPA has also determined that the SMCL for fluoride is 2.0 mg/L based on the potential formation of cosmetically objectionable dental fluorosis as a result of long term exposure. The level of the SMCL was based on a balancing of the beneficial and undesirable effects of fluoride:

FOAMING AGENTS

Foaming is an undesirable property of drinking water because it is esthetically displeasing and therefore should be absent. Because no convenient standardized formability test exists, and because surfactants are one major class of substances that cause foaming, this property is determined indirectly by measuring the anionic surfactant concentration of substances measured by the methylene blue method and should not exceed 0.5 mg/L as methylene blue active substances (MBAS):

LEAD

ACTION LEVEL—0.015 mg/L

Lead is a toxic metal that tends to accumulate in the bone of man and animals. Signs of lead intoxication include gastrointestinal disturbances, fatigue, anemia, muscular paralysis, and encephalopathy. Irreversible damage to the brain is the frequent result of lead intoxication in children because of their eating lead containing paint still found in older homes. The most serious effects on the nervous system are seldom seen in the adult population however.

Household plumbing has been identified as a significant contributor of lead to our drinking water; therefore, any notice to the public concerning lead should advise persons served by the system to use only the cold water faucet for drinking and for use in cooking or preparing baby formula, and to run the water until it gets as cold as it is going to get before each use. If there has recently been major water use in the household, such as showering or bathing, flushing toilets, or doing laundry with cold water, flushing the pipes should take 5 to 30 seconds, if not, flushing the pipes could take as long as several minutes. Each notice (see 12VAC5-590-520 A 8) should also advise persons served by the system to check to see if lead pipes, solder, or flux have been used in plumbing that provides tap water and to ensure that new plumbing and plumbing repairs use lead free materials:

The EPA's national primary drinking water regulation requires all public water systems to optimize corrosion control to minimize lead contamination resulting from the corrosion of plumbing materials. Public water systems serving 50,000 people or fewer that have lead concentrations below 15 parts per billion (ppb) in more than 90% of tap water samples (the EPA "action level") have optimized their corrosion control treatment. Any water system that exceeds the action level must also monitor their source water to determine whether treatment to remove lead in source water is needed. Any water system that continues to exceed the action level after installation of corrosion control and/or source water treatment must eventually replace all lead service lines contributing in excess of 15 ppb of lead to drinking water. Any water system that exceeds the action level must also undertake a public education program to inform consumers of ways they can reduce their exposure to potentially high levels of lead in drinking water.

NITRATE

Nitrate-nitrogen ($\text{NO}_3\text{-N}$) levels not exceeding 20 mg/L may be allowed in a noncommunity waterworks if the owner demonstrates:

1. Such water will not be available to children under 6 months of age; and
2. There will be continuous posting of the fact that $\text{NO}_3\text{-N}$ levels exceed 10 mg/L and the potential health effects of exposure; and
3. Health officials will be notified annually of $\text{NO}_3\text{-N}$ levels that exceed 10 mg/L; and
4. No adverse health effects will result.

NOTE: Nitrite in water poses a greater health hazard but fortunately it seldom occurs in high concentrations. Waters with nitrite-nitrogen concentrations over 1 mg/L should not be used for infant feedings.

MANMADE RADIONUCLIDES

To determine compliance with subsection B of Table 2.5, the detection limits shall not exceed the concentrations listed in the following table:

DETECTION LIMITS FOR MAN-MADE BETA PARTICLE

PHOTON-EMITTERS

RADIONUCLIDE	DETECTION LIMIT
Tritium	1,000 pCi/L
Strontium-89	10 pCi/L
Strontium-90	2 pCi/L
Iodine-131	1 pCi/L
Cesium-134	10 pCi/L
Gross-Beta	4 pCi/L
Other radionuclides	1/10 of the applicable limit

RADIONUCLIDES

To determine compliance with subsection B of Table 2.5, the detection limits shall not exceed the concentrations listed in the following table:

DETECTION LIMITS FOR GROSS ALPHA PARTICLE ACTIVITY, RADIUM-226, RADIUM-228, AND URANIUM

Contaminant	Detection Limit
Gross-alpha particle activity	3 pCi/L
Radium-226	1 pCi/L
Radium-228	1 pCi/L
Uranium	1 µg/L

TURBIDITY

Operational requirement: Conventional water filtration plants utilizing surface waters as a source of supply are capable of producing filtered water with a turbidity consistently less than 0.1 NTU. Therefore, for water filtration plants the filter effluent turbidity for each filter, before any post-filtration chemical addition, operational limit is 0.1 NTU.

~~APPENDIX C. FIELD OFFICE COUNTIES AND CITIES SERVED. (Repealed.)~~

Regional Office	Counties and Cities Served
<p>ABINGDON 454 E. Main Street P.O. Box 1985 Abingdon, VA 24210 703-628-5161</p>	<p>Planning Districts 1, 2, 3, and 4</p>
<p>CULPEPER 102 N. Main Street 3rd Floor Culpeper, VA 22701 703-825-6772</p>	<p>Planning Districts 8, 9, & 16</p>
<p>DANVILLE 1347 Piney Forest Road Danville, VA 24540 804-791-5222</p>	<p>Planning Districts 11, 12, 13, & 14</p>
<p>LEXINGTON 129 S. Randolph Street Lexington, VA 24450 703-463-7136</p>	<p>Planning Districts 5, 6, 7, and 10</p>
<p>RICHMOND 1500 E. Main Street, Room 109;</p>	

P.O. Box 2448,
Richmond, VA 23218
804-662-9530

SOUTHEAST VIRGINIA
5700 Thurston Avenue
Suite 203
Virginia Beach, VA 23455
804-363-3876

Planning Districts 19, 20, 21, and 22

APPENDIX D. [RESERVED] (Repealed.)

APPENDIX E. [RESERVED] (Repealed.)

APPENDIX F. [REPEALED] (Repealed.)

APPENDIX G. MONITORING AND REPORTING. (Repealed.)

Analytical laboratory control testing, monitoring, and analyses at waterworks are made to control plant operation, to record plant performance, and to monitor conditions in the distribution system. Test results properly recorded, compiled and reported can be invaluable in improving plant performance, efficiency and cost effectiveness. Operational control testing should present evidence that the water has been properly prepared for each step in the treatment process. Testing should provide evidence that each process has proceeded according to its intended purpose and that finished water is clean, free from taste and odor, free from undesirable chemicals and considered safe.

Analytical equipment used to determine compliance with 12VAC5-590-510-D shall be of the laboratory type (continuous monitoring equipment may be acceptable if demonstrated to be accurate by correlation with a laboratory type instrument each shift) approved for use at the waterworks per 12VAC5-590-760.

These suggested monitoring and reporting requirements should be used as a guide in preparing, modifying, and reviewing operation monthly reports.

The field office of the Office of Water Programs will notify in writing each individual waterworks of the operation monthly report requirements and supply the waterworks with a standard example report form or will assist in the development of system specific report forms.

The following are suggested operation monthly report requirements that should be reported to the appropriate field office:

ALL SURFACE WATER SYSTEMS:

Number of hours in operation

-hours per day in operation

Raw water treated

-gpd and monthly total at each entry point

Finished water produced

-gpd and monthly total

Finished water used for treatment process

-monthly total

Finished water delivered to consumers

-monthly total

accountability (water lost) in distribution system

-percentage

Raw water temperature

-average °C or °F

Number of connections

-monthly average

Population served

-monthly average

Treatment plant maintenance activities

-brief summary of major activities

Chemical feeder laboratory and instrument calibration as appropriate

- ~~- quarterly for each chemical feeder or instrument unless specified elsewhere, i.e., fluoride feeders or manufacturer recommended~~

~~Waterworks not requiring operators in attendance whenever the plant is in operation may reduce some of the daily requirements:~~

~~WATERWORKS THAT PROVIDE DISINFECTION BY CHLORINATION:~~

~~Water plant monitoring:~~

~~Chlorine compound used~~

- ~~- liquid, dry, calcium hypochlorite or sodium hypochlorite~~

~~Amount of chlorine compound used at each application point~~

~~daily gallons or pounds~~

~~Date chlorine compound replenished~~

- ~~- for each application point~~

~~Free chlorine residual testing after the chlorine contact period~~

- ~~- every two hours of plant operation for waterworks requiring operators in attendance whenever the plant is in operation (see 12VAC5-590-440-B). Records must be kept of each residual determination. The daily lowest/highest residuals measured and the number of measurements taken should be reported.~~

- ~~- once per day for waterworks providing treatment or only disinfection and serving 400 or more persons and not requiring operators in attendance whenever the plant is in operation.~~

- ~~- frequency for waterworks providing only disinfection and serving less than 400 persons shall be set by the division on an individual basis.~~

- ~~- daily or at the same time as chlorine residual testing if less than daily.~~

~~Distribution system monitoring:~~

~~Free chlorine testing~~

- ~~- seven days per week for waterworks serving 400 or more persons~~

- ~~- five days per week for waterworks serving less than 400 persons~~

- ~~- number of tests per test day and test locations shall be set by the division on an individual basis. Records must be kept of each residual determination. The lowest, highest and average residuals measured and the number of measurements taken should be reported.~~

~~Total chlorine residual testing~~

- ~~- once per week at locations reflecting the maximum residence time of the water in the system~~

- ~~- number of tests per test day and test locations shall be set by the division on an individual basis. Records must be kept of each residual determination. The average residual measured and the number of measurements should be reported.~~

~~pH~~

- ~~- daily or at the same time of chlorine residual testing if less than daily.~~

~~NOTE: If the system performs disinfection utilizing the combined chlorine residual process, total residual testing should be substituted for free residual testing.~~

~~WATERWORKS EMPLOYING TURBIDITY REMOVAL:~~

~~Raw water monitoring:~~

~~pH~~

- ~~- electrometrically, every two hours~~

~~Alkalinity~~

- ~~- total, once per shift~~

~~Hardness~~

- ~~- total, once per shift~~

~~Turbidity~~

- ~~- NTU, every two hours~~

~~Raw water chemical treatment:~~

~~Coagulant~~

- ~~- type, weight applied, dosage~~

~~Coagulant aids~~

- ~~- type, weight applied, dosage~~

~~Stabilizing chemicals~~

- ~~- type, weight applied, dosage~~

~~Taste and odor control chemicals~~

- type, weight applied, dosage

Treated water (postflash-mix) monitoring:

pH

- electrometrically, twice per shift

Coagulation control

- set on an individual basis

Alkalinity

- total, once per shift

Settled water (applied water) monitoring:

Turbidity

- NTU, must be from each sedimentation basin for high rate, may be from top of filter for rapid rate, every two hours

Chlorine residual

- type and daily average, every two hours

Settled water (applied water) chemical treatment:

Chemical

- type, weight applied and dosage

Filter aids

- type, weight applied and dosage

Filtered water monitoring:

Turbidity

- NTU, from each filter, every two hours, report maximum for the day

Filter operation:

Filters in operation

- number

Filter run time

- number hours between backwashes

Head loss

- each filter, end of each day or prior to backwash

Backwash time

- average, minutes

Backwash rate

- maximum, gpm

Backwash water

- gallons used

Rewash time

- if provided, average, minutes

Filter drop test results

- each filter tested quarterly

Filter rise rate test results

- each filter tested semiannually

Filtered water chemical treatment:

Stabilizing chemical

- type, weight applied per day, average dosage

Finished water monitoring:

pH

- electrometrically, every two hours

Alkalinity

- total, once per shift

Hardness

- total and calcium, once per shift

Turbidity

-NTU, every two hours

Chlorine residual

-every two hours low/high average

NOTES:

1. Daily averages and highest daily reading of the results of the required number of tests or measurements should be reported except for filtered water turbidity. Records of each test should be kept.

2. Frequency of testing is on a per shift basis unless otherwise indicated.

3. Number of tests per shift shall be set by the division on an individual basis.

4. Exact location of sample collection or testing shall be set by the division on an individual basis.

5. Where multiple sources are available, raw water data must be reported for each source.

WATERWORKS PRACTICING RECYCLE:

Recycle flow monitoring:

-total flows recycled, gallons

-average and maximum return rate of combined recycle flows

WATERWORKS FLUORIDATING:

Type of compound used

-chemical name

Amount of compound used at each application point

-pounds, daily

Feeder calibration date

-monthly

Hardness of water applied to sodium fluoride saturate feeders (where softeners is required)

-weekly

Fluoride ion concentration in finished water

-one test per shift, minimum of one daily (monthly split sample with DGLS)

Fluoride ion concentration in the distribution system where two or more entry points contain fluoride

-frequency and location of tests shall be set by the division on an individual basis, both the minimum and maximum values must be reported

WATERWORKS EMPLOYING SOFTENING:

Lime, excess lime, and excess lime-soda processes:

-type, frequency and location of tests shall be set by the division on an individual basis

Cation exchange process:

Ion exchange material

-type, trade name

Regeneration

-date and method, each unit

Backwashing

-date and duration of washing, each unit

Softener influent hardness

-daily, each source

Softener effluent hardness

-daily, each unit

Blended water hardness

-daily, where appropriate

Stabilization chemical

-type, weight, applied daily dosage, stabilized pH, alkalinity, hardness

WATERWORKS EMPLOYING IRON AND MANGANESE CONTROL:

Removal by oxidation using continuous potassium permanganate regeneration, detention, and filtration:

Raw water iron and manganese concentrations

-daily, each source

Pre-oxidation chemical (usually chlorine prior to application of permanganate)

-type, amount applied daily at each source and average dosage
Iron and manganese concentration prior to application of permanganate

-daily

Potassium permanganate

-amount applied daily and average dosage

Filter influent iron and manganese concentrations

-daily, each filter

Filter effluent iron and manganese concentrations

-daily, each filter

Removal by ion exchange:

Ion exchange material

-type, trade name

Regeneration

-date, each unit and method

Backwashing

-date and duration of washing each unit

Raw water iron and manganese concentrations

-daily, each source

Exchange unit iron and manganese influent concentrations

-daily, each unit

Exchange unit iron and manganese effluent concentrations

-daily, each unit

NOTES:

1. Ion exchange process may also remove barium and radium which should be included or substituted in reporting.

2. Testing for other removal processes will be set by the division on an individual basis.

WATERWORKS EMPLOYING STABILIZATION BY:

~~The addition of carbon dioxide or acid to waters treated with excess lime for softening or manganese removal;~~

~~The addition of an alkali to reduce free carbon dioxide;~~

~~The addition of either soda ash or caustic soda to produce the desired calcium carbonate film where the alkalinity exceeds 35 mg/L;~~

~~The addition of lime to produce the desired calcium carbonate film where the water is soft;~~

~~The addition of a mixture of lime and soda ash to produce the desired calcium carbonate film where the water is soft and has a low carbon dioxide content;~~

~~The addition of polyphosphates for sequestering dissolved minerals.~~

~~Each chemical addition process should be monitored to determine the effectiveness of stabilization treatment and concentration of chemicals in the treated water. The type, frequency, and location of tests shall be set by the division on an individual basis.~~

WATERWORKS EMPLOYING TASTE AND ODOR CONTROL BY:

~~The addition of copper sulfate or other copper compounds to the reservoir;~~

~~The addition of activated carbon to the shallow areas of the reservoir;~~

~~The addition of potassium permanganate, chlorine, chlorine dioxide, or oxygen through aeration to the raw water;~~

~~The addition of powdered activated carbon to the treatment process at various locations; or~~

~~The use of granular activated carbon absorption units.~~

~~Each process should be monitored to ensure the threshold odor number does not exceed three. The dosage or application rates should be monitored to ensure correct control. The type, frequency, and location of tests and the reporting of usage shall be set by the division on an individual basis.~~

WATERWORKS EMPLOYING COLOR REMOVAL:	
Raw water color-	platinum - cobalt method
Settled water color-	platinum - cobalt method
Finished water color-	platinum - cobalt method

Monitoring, reporting, and frequencies shall be set by the division on an individual basis.

CONSECUTIVE WATERWORKS:

Finished water purchased

- gallons per month per source

Finished water delivered to consumers

- gallons per month

Accountability

- percentage

Number of connections

- monthly average

Population served

- monthly average

Free chlorine residual testing in the distribution system

- same as for waterworks that provide disinfection by chlorination

Total chlorine residual testing in the distribution system

- same as for waterworks that provide disinfection by chlorination

~~APPENDIX H. [REPEALED] (Repealed.)~~

~~APPENDIX I. SUGGESTED OUTLINE OF CONTENTS OF A CROSS CONNECTION CONTROL PROGRAM: (Repealed.)~~

~~Adopted ordinance (municipalities) – Make part of the program~~

~~Administration – name of individual responsible to carry out requirements of the program.~~

~~Procedures:~~

- ~~1. New facilities.~~
- ~~2. Existing facilities.~~

~~Records:~~

- ~~1. Locations of devices and types.~~
- ~~2. Inspections/questionnaires.~~
- ~~3. Testing and maintenance.~~

~~Notification:~~

- ~~1. Inspections of new and existing facilities.~~
- ~~2. Testing due.~~
- ~~3. Test results.~~
- ~~4. Device or means required.~~
- ~~5. Violations.~~
- ~~6. Termination or denial of service.~~

~~Reporting – procedures to follow in the event of or suspicion of contamination through a cross connection.~~

~~Backflow prevention device tester list.~~

~~Approved devices list.~~

~~Consumer education literature.~~

~~SUGGESTED OUTLINE OF CONTENTS OF AN ORDINANCE FOR A CROSS CONNECTION CONTROL PROGRAM~~

~~Purpose of the ordinance – to eliminate cross connections and protect the public health.~~

~~Authority for ordinance – required by waterworks regulations.~~

~~Administration of the ordinance:~~

- ~~1. Who is responsible to carry out the requirements of the ordinance, by position?~~
- ~~2. Reference to an established program or policy procedures.~~
- ~~3. Responsibility to carry out the program or policy.~~

~~Enforcement of the ordinance:~~

- ~~1. Right of entry for inspection or testing.~~
- ~~2. Right to terminate or deny service.~~
- ~~3. Notice of violations.~~
- ~~4. Penalties.~~

~~Definitions – those in 12VAC5-590-20 of Article 1 of Part I which apply.~~

~~General requirements of purveyor and consumer – applicable provisions of Article 3 of Part II should be adopted and included as part of the ordinance. Modifications should be made to identify specific responsibilities.~~

APPENDIX L. DETERMINATION OF CT. (Repealed.)

Disinfection Criteria

A treatment system must provide a minimum 3-log (99.9%) reduction of *Giardia* cysts and a 4-log (99.99%) reduction of viruses, respectively. Table L-1 lists the log removal credits associated with four filtration processes and the inactivation levels that must be achieved by disinfection.

Determination of Compliance With Inactivation

To determine compliance with the inactivation requirements, a system must comply with the CT value(s) that is (are) based on disinfection conditions in the system during peak hourly flow. The "T" is the time in minutes it takes for the water during peak hourly flow to move between the point of disinfectant application and a point where "C", the residual concentration in mg/L, is measured before the water reaches the first customer. Contact time may be determined either by calculations, tracer studies, or an equivalent method as approved by the office. The contact time to be used for calculating CT is T_{40} , which is defined as the detention time at which 90 percent of the water passing through a unit is retained within that unit (e.g. mixing basins, sedimentation basins, clearwells, storage reservoirs, etc.)

Systems with only one point of disinfectant application may determine the total inactivation on the basis of residual measurements at a single point prior to the first customer or at several points within the treatment train after the point of disinfectant application. In the latter instance, the residual profile is determined and the total inactivation is calculated as follows: (1) Determine the disinfectant residual, C, in mg/L at any number of points within the treatment train; (2) Determine the travel time, T, in minutes between the point of disinfectant application and the point where C is measured within the first section. For subsequent measurements of C, T is the time required for water to move from the previous residual measurement point to the next; (3) Calculate CT corresponding to each residual measurement point (CT_{calc}); (4) Determine the log inactivation for each section; and (5) Sum the log inactivations for each section to determine the total log inactivation. Tables L-2 through L-7 give CT values required for 99.9 percent inactivation (3 logs) of *Giardia* cysts at various pHs and temperatures. Tables L-9 through L-15 give CT values required for *Giardia* cysts and viruses at various temperatures using free chlorine, chlorine dioxide, chloramines and ozone. The minimum expected temperature and the maximum expected pH should be used for the calculations. Generally, if the CT required for 3-logs inactivation of *Giardia* cysts is achieved, the CT required for 4-logs inactivation of viruses is also achieved.

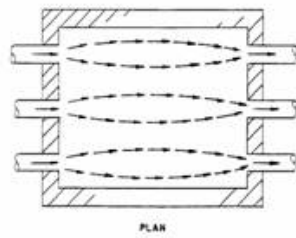
Determination of Disinfectant Contact Time

The time within contact units (including mixing basins and storage reservoirs) that is to be used in calculations of CT should be the T_{40} value, as defined earlier. This value can be determined either by calculations that involve the theoretical hydraulic detention time (volume divided by flow rate) and factors that account for the degree of short-circuiting that might be expected through any given unit or by tracer studies.

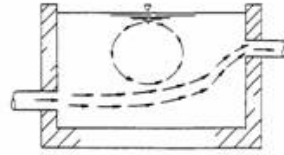
When T_{40} values are calculated, the theoretical, hydraulic detention time in a particular unit is reduced by some fraction, the magnitude of which is dictated by the degree of short-circuiting that is possible within that unit. The significant design characteristics that determine the degree of short-circuiting include the length-to-width ratio, the degree of baffling within the basins, and the effect of inlet baffling and outlet-weir configurations. The use of these factors to obtain a T_{40} value effectively reduces the magnitude of T for use in CT calculations so that achieving a required CT requires the application of more disinfectant (i.e. a higher concentration).

The purposes of baffling are to (1) maximize utilization of basin volume, (2) increase the plug-flow zone in the basin, and (3) minimize short-circuiting. Three general classifications of baffling conditions (poor, average, and superior) have been developed to categorize the results of tracer studies for use in T_{40} determinations. The T_{40}/T ratios associated with each degree of baffling are summarized in Table L-8.

The three types of basin inlet baffling configurations are: a target-baffle pipe inlet, an overflow weir entrance, and a baffled, submerged orifice or port inlet. Typical intra-basin baffling structures include: diffuser (perforated) walls; launders; cross-, longitudinal-, or maze-baffling to cause either horizontal or vertical serpentine flow; and longitudinal divider walls, which prevent mixing by increasing the length-to-width ratio of the basins. Commonly used baffled outlet structures include free-discharging weirs, such as sharp-crested and V-notch, and submerged ports or weirs. Weirs that do not span the width of the basin, such as Cipolletti weirs, should not be used, as they may substantially increase weir overflow rates and the dead-space zone within the basin. Figures L-I through L-VI give examples of poor, average, and superior baffling conditions for rectangular and circular tanks.




PLAN

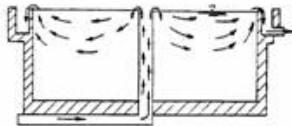


SECTION

Figure L-1 Poor Baffling Condition—Rectangular Contact Basin

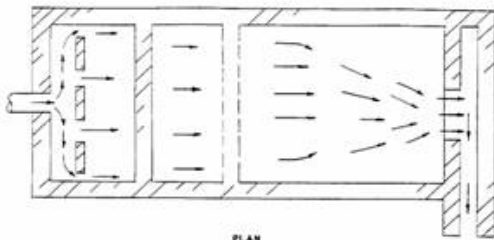


PLAN

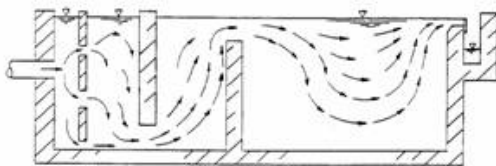


SECTION

Figure L-2 Poor Baffling Condition—Circular Contact Basin



PLAN



SECTION

Figure L-3 Average Baffling Condition—Rectangular Contact Basin

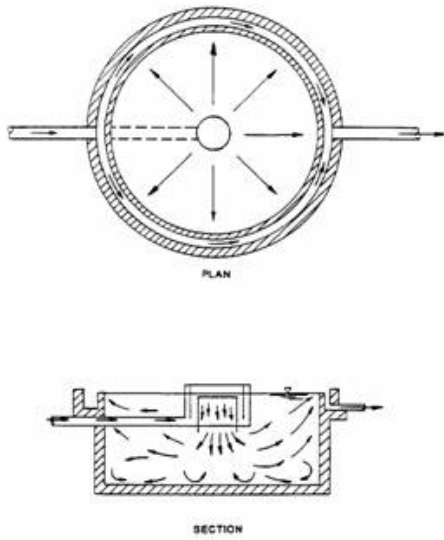


Figure L-4 Average Baffling Condition—Circular Contact Basin

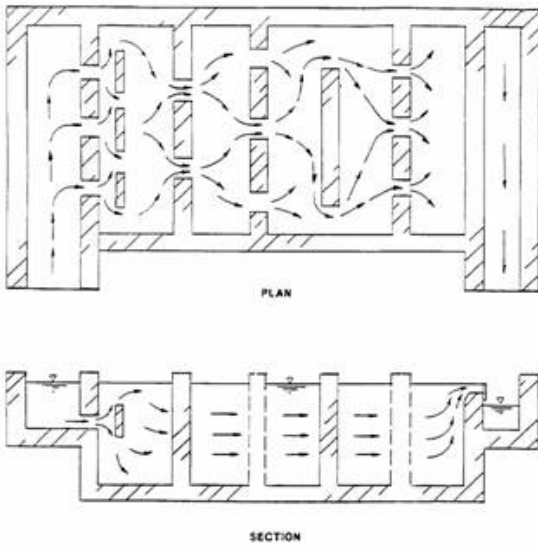


Figure L-5 Superior Baffling Conditions—Rectangular Contact Basin

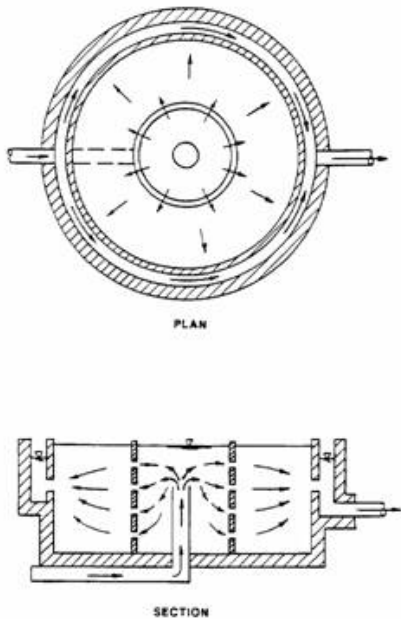


Figure L-6 Superior Baffling Conditions—Circular Contact Basin

The following is a sample problem based on the inactivation tables and T_{40} values calculated from information regarding the design

features of the contact unit and the theoretical detention time. The disinfectant in this example is chlorine which is added just prior to the contact unit and the flow rate, pH, chlorine residual, and water temperature are assumed to be 1.5 MGD, 7.5, 1.0 mg/L, and 5 degrees C, respectively. The contact unit has a baffled inlet, intra-basin baffles, and a theoretical detention time of 90 minutes.

$$T_{40}/T = 0.5 \text{ (see Table L-8)}$$

$$T_{40} = 0.5 \times 90 \text{ minutes} = 45 \text{ minutes}$$

$$CT_{\text{calc}} = 1.0 \text{ mg/L} \times 45 \text{ minutes} = 45 \text{ mg-min/L}$$

Note- Required inactivation is 0.5 logs since this particular disinfection process follows a conventional water treatment plant.

From Table L-3, 5°C

At pH = 7.5, C = 1.0 mg/L and $CT_{\text{calc}} = 45 \text{ mg-min/L}$, interpolate the log inactivation:

CT_{calc} of 45 mg-min/L falls between CTs of 30 (0.5 log) and 60 (1.0 log) mg-min/L. The corresponding log inactivation would be as follows:

$$0.5 + [(45-30)/(60-30)] \times (1.0-0.5) = 0.75 \text{ logs}$$

Therefore, the log inactivation requirement of 0.5 logs has been satisfied.

Although the detention time is proportional to flow, the relationship generally is not linear. Therefore, tracer studies may be used to establish detention times for the range of flow rates experienced within each disinfectant section.

Ideally, tracer tests should be conducted at a minimum of four flow rates that span the entire range of flows for the section being tested. The flow rates should be separated by approximately equal intervals to span the range of operation, with one near average flow, two greater than average, and one less than average. The flows should also be selected so that the highest is at least 91 percent of the highest flow rate expected to ever occur in that section. Four data points will ensure a good definition of the section's hydraulic profile.

Systems can perform just one tracer test for each disinfectant residual at a flow rate of not less than 91 percent of the highest flow rate experienced in that section. If only one tracer test is performed, the detention time determined by the test may be used to provide a conservative estimate in CT calculations for that section for all flow rates less than or equal to the flow rate during the tracer test. Since T_{40} is inversely proportional to flow rate, the T_{40} at a flow rate other than that occurring during the tracer study can be determined by multiplying the T_{40} determined from the tracer study by the ratio of the tracer study flow rate to the desired flow rate. That is:

$$T_{40S} = T_{40T} \times \Theta_T / \Theta_S$$

Where:

$$T_{40S} = T_{40} \text{ at system flow rate}$$

$$T_{40T} = T_{40} \text{ at tracer flow rate}$$

$$\Theta_T = \text{tracer study flow rate}$$

$$\Theta_S = \text{system flow rate}$$

When tracer studies are performed, several variables other than flow rate will affect the detention time, including varying water levels in tanks, seasonal fluctuations in flow, and differences in water temperature, which may cause thermal stratification. If these variables are significant, additional tracer studies to determine the appropriate T_{40} values may be warranted.

Two methods of tracer addition are commonly used in water treatment evaluations: the step-dose method and the slug-dose method. In general, tracer studies involve the application of a chemical to a system and tracking the effluent concentrations over time. The effluent concentration profile is evaluated to determine the detention time T_{40} .

Step-dose tracer studies are frequently employed in drinking water applications because the necessary chemical feed equipment is available and the resulting profile of normalized concentrations versus time is used directly to determine the detention time (T_{40}) required for calculating CT. The T_{40} value obtained from the studies is actually the time at which the effluent concentration of the tracer chemical is 10 percent of the added concentration.

The slug-dose method requires the addition of a large, initial dose of tracer to the incoming water. Samples are collected at the exit end of the unit for a period of time until the tracer passes through the unit. Disadvantages of this method include: (1) extremely concentrated solutions of chemicals are required; (2) intensive mixing is required to minimize potential density currents and to obtain uniform distribution; (3) the concentration and volume of the initial tracer dose must be calculated carefully to provide an adequate tracer profile; (4) the resulting profile of concentration versus time cannot be used directly to determine T_{40} ; and (5) a mass balance on the treatment section is required to determine whether the tracer was completely recovered. One advantage of this method is that it may be applied where chemical feed equipment is not available at the desired point of application or where the equipment that is available does not have adequate capacity.

Disinfection Profile and Benchmark

1. A disinfection profile is prepared by calculating the log inactivation for each disinfection segment of the treatment plant, from initial point of disinfectant addition to the entrance to the distribution system. The log inactivations for each segment are

summed to yield the total plant log inactivation:

2. The procedure for computing the log inactivation is as follows:

- a. Collect data daily (plants serving 10,000 or more people), or weekly on the same calendar day (plants serving less than 10,000 people), at each disinfectant residual sampling point during peak hourly flow, for:
 - (1) Water temperature (°C)
 - (2) Water pH (required for free chlorine calculation)
 - (3) Disinfectant residual concentration ("C," in mg/L)
- b. Calculate contact time ("T," in minutes) for each disinfectant segment based on baffling factors or tracer studies.
- c. Calculate CT_{actual} for each disinfection segment under actual operating conditions.
- d. Determine the $CT_{required}$ for 3-log Giardia inactivation ($CT_{3-log\ Giardia}$) and/or 4-log virus ($CT_{4-log\ virus}$) inactivation from the CT Tables.
- e. Calculate the log inactivation for Giardia and/or viruses for each segment using:
 - (1) Log Inactivation of Giardia = $3.0 * CT_{actual} / CT_{3-log\ Giardia}$
 - (2) Log inactivation of viruses = $4.0 * CT_{actual} / CT_{4-log\ viruses}$
- f. Sum the segment log inactivations to determine the plant log inactivation.

3. The disinfection profile is charted over the year and the benchmark is determined based on 12VAC5-590-500.

TABLE L-1 MAXIMUM LOG REMOVAL CREDITS ALLOWED FOR FILTRATION AND MINIMUM REQUIRED LEVELS OF INACTIVATION BY DISINFECTION

Minimum Required Disinfection				
Type of Filtration	Maximum Log Removal Credits		(Log Inactivations)	
	Giardia	Viruses	Giardia	Viruses
Conventional	2.5	2.0	0.5	2.0
Direct	2.0	1.0	1.0	3.0
Slow Sand	2.0	2.0	1.0	2.0
Diatomaceous Earth	2.0	1.0	1.0	3.0

NOTE - The sum of the log removals for filtration plus disinfection must equal 3.0 for Giardia and 4.0 for viruses.

TABLE L-2
CT VALUES FOR INACTIVATION OF GIARDIA CYSTS BY FREE CHLORINE AT 0.5 C OR LOWER

CHLORINE CONCENTRATION	LOG INACTIVATIONS						LOG INACTIVATIONS					
	pH ≤ 6						pH = 6.5					
(mg/L)	0.5	1.0	1.5	2.0	2.5	3.0	0.5	1.0	1.5	2.0	2.5	3.0
≤ 0.4	23	46	69	91	114	137	27	54	82	109	136	163
0.6	24	47	71	94	118	141	28	56	84	112	140	168
0.8	24	48	73	97	121	145	29	57	86	115	143	172
1.0	25	49	74	99	123	148	29	59	88	117	147	176
1.2	25	51	76	101	127	152	30	60	90	120	150	180
1.4	26	52	78	103	129	155	31	61	92	123	153	184
1.6	26	52	79	105	131	157	32	63	95	126	158	189
1.8	27	54	81	108	135	162	32	64	97	129	161	193
2.0	28	55	83	110	138	165	33	66	99	131	164	197
2.2	28	56	85	113	141	169	34	67	101	134	168	201
2.4	29	57	86	115	143	172	34	68	103	137	171	205

2.6	29	58	88	117	146	175	-	35	70	105	139	174	209	
2.8	30	59	89	119	148	178	-	36	71	107	142	178	213	
3.0	30	60	91	121	151	181	-	36	72	109	145	181	217	
-	pH=7.0						-	pH=7.5						
(mg/L)	0.5	1.0	1.5	2.0	2.5	3.0	-	0.5	1.0	1.5	2.0	2.5	3.0	
≤0.4	33	65	98	130	163	195	-	40	79	119	158	198	237	
0.6	33	67	100	133	167	200	-	40	80	120	159	199	239	
0.8	34	68	103	137	171	205	-	41	82	123	164	205	246	
1.0	35	70	105	140	175	210	-	42	84	127	169	211	253	
1.2	36	72	108	143	179	215	-	43	86	130	173	216	259	
1.4	37	74	111	147	184	221	-	44	89	133	177	222	266	
1.6	38	75	113	151	188	226	-	46	91	137	182	228	273	
1.8	39	77	116	154	193	231	-	47	93	140	186	233	279	
2.0	39	79	118	157	197	236	-	48	95	143	191	238	286	
2.2	40	81	121	161	202	242	-	50	99	149	198	248	297	
2.4	41	82	124	165	206	247	-	50	99	149	199	248	298	
2.6	42	84	126	168	210	252	-	51	101	152	203	253	304	
2.8	43	86	129	171	214	257	-	52	103	155	207	258	310	
3.0	44	87	131	174	218	261	-	53	105	158	211	263	316	
-	pH=8.0						-	pH=8.5						
(mg/L)	0.5	1.0	1.5	2.0	2.5	3.0	-	0.5	1.0	1.5	2.0	2.5	3.0	
≤0.4	46	92	139	185	231	277	-	55	110	165	219	274	329	
0.6	48	95	143	191	238	286	-	57	114	171	228	285	342	
0.8	49	98	148	197	246	295	-	59	118	177	236	295	354	
1.0	51	101	152	203	253	304	-	61	122	183	243	304	365	
1.2	52	104	157	209	261	313	-	63	125	188	251	313	376	
1.4	54	107	161	214	268	321	-	65	129	194	258	323	387	
1.6	55	110	165	219	274	329	-	66	132	199	265	331	397	
1.8	56	113	169	225	282	338	-	68	136	204	271	339	407	
2.0	58	115	173	231	288	346	-	70	139	209	278	348	417	
2.2	59	118	177	235	294	353	-	71	142	213	284	355	426	
2.4	60	120	181	241	301	361	-	73	145	218	290	363	435	
2.6	61	123	184	245	307	368	-	74	148	222	296	370	444	
2.8	63	125	188	250	313	375	-	75	151	226	301	377	452	
3.0	64	127	191	255	318	382	-	77	153	230	307	383	460	
-	pH=9.0						-	-	-	-	-	-	-	-
(mg/L)	0.5	1.0	1.5	2.0	2.5	3.0	-	-	-	-	-	-	-	
≤0.4	65	130	195	260	325	390	-	-	-	-	-	-	-	
0.6	68	136	204	271	339	407	-	-	-	-	-	-	-	
0.8	70	141	211	281	352	422	-	-	-	-	-	-	-	
1.0	73	146	219	291	364	437	-	-	-	-	-	-	-	
1.2	75	15	226	301	376	451	-	-	-	-	-	-	-	
1.4	77	155	232	309	387	464	-	-	-	-	-	-	-	

1.6	80	159	239	318	398	477	-	-	-	-	-	-	-
1.8	82	163	245	326	408	489	-	-	-	-	-	-	-
2.0	83	167	250	333	417	500	-	-	-	-	-	-	-
2.2	85	170	256	341	426	511	-	-	-	-	-	-	-
2.4	87	174	261	348	435	522	-	-	-	-	-	-	-
2.6	89	178	267	355	444	533	-	-	-	-	-	-	-
2.8	91	181	272	362	453	543	-	-	-	-	-	-	-
3.0	92	184	276	368	460	552	-	-	-	-	-	-	-

TABLE L-3
CT VALUES FOR INACTIVATION OF GIARDIA CYSTS BY FREE CHLORINE AT 5 C

CHLORINE CONCENTRATION	LOG INACTIVATIONS						-	LOG INACTIVATIONS					
	pH ≤ 6						-	pH = 6.5					
(mg/L)	0.5	1.0	1.5	2.0	2.5	3.0	-	0.5	1.0	1.5	2.0	2.5	3.0
≤0.4	16	32	49	65	81	97	-	20	39	59	78	98	117
0.6	17	33	50	67	83	100	-	20	40	60	80	100	120
0.8	17	34	52	69	86	103	-	20	41	61	81	102	122
1.0	18	35	53	70	88	105	-	21	42	63	83	104	125
1.2	18	36	54	71	89	107	-	21	42	64	85	106	127
1.4	18	36	55	73	91	109	-	22	43	65	87	108	130
1.6	19	37	56	74	93	111	-	22	44	66	88	110	132
1.8	19	38	57	76	95	114	-	23	45	68	90	113	135
2.0	19	39	58	77	97	116	-	23	46	69	92	115	138
2.2	20	39	59	79	98	118	-	23	47	70	93	117	140
2.4	20	40	60	80	100	120	-	24	48	72	95	119	143
2.6	20	41	61	81	102	122	-	24	49	73	97	122	146
2.8	21	41	62	83	103	124	-	25	49	74	99	123	148
3.0	21	42	63	84	105	126	-	25	50	76	101	126	151
-	pH = 7.0						-	pH = 7.5					
mg/L)	0.5	1.0	1.5	2.0	2.5	3.0	-	0.5	1.0	1.5	2.0	2.5	3.0
≤0.4	23	46	70	93	116	139	-	28	55	83	111	138	166
0.6	24	48	72	95	119	143	-	29	57	86	114	143	171
0.8	24	49	73	97	122	146	-	29	58	88	117	146	175
1.0	25	50	75	99	124	149	-	30	60	90	119	149	179
1.2	25	51	76	101	127	152	-	31	61	92	122	153	183
1.4	26	52	78	103	129	155	-	31	62	94	125	156	187
1.6	26	53	79	105	132	158	-	32	64	96	128	160	192
1.8	27	54	81	108	135	162	-	33	65	98	131	163	196
2.0	28	55	83	110	138	165	-	33	67	100	133	167	200
2.2	28	56	85	113	141	169	-	34	68	102	136	170	204
2.4	29	57	86	115	143	172	-	35	70	105	139	174	209
2.6	29	58	88	117	146	175	-	36	71	107	142	178	213
2.8	30	59	89	119	148	178	-	36	72	109	145	181	217

3.0	30	64	94	124	152	182	-	37	74	111	147	184	224	
-	pH=8.0						-	pH=8.5						
(mg/L)	0.5	1.0	1.5	2.0	2.5	3.0	-	0.5	1.0	1.5	2.0	2.5	3.0	
≤0.4	33	66	99	132	165	198	-	39	79	118	157	197	236	
0.6	34	68	102	136	170	204	-	41	81	122	163	203	244	
0.8	35	70	105	140	175	210	-	42	84	126	168	210	252	
1.0	36	72	108	144	180	216	-	43	87	130	173	217	260	
1.2	37	74	111	147	184	224	-	45	89	134	178	223	267	
1.4	38	76	114	151	189	227	-	46	91	137	183	228	274	
1.6	39	77	116	155	193	232	-	47	94	141	187	234	281	
1.8	40	79	119	159	198	238	-	48	96	144	191	239	287	
2.0	41	81	122	162	203	243	-	49	98	147	196	245	294	
2.2	41	83	124	165	207	248	-	50	100	150	200	250	300	
2.4	42	84	127	169	211	253	-	51	102	153	204	255	306	
2.6	43	86	129	172	215	258	-	52	104	156	208	260	312	
2.8	44	88	132	175	219	263	-	53	106	159	212	265	318	
3.0	45	89	134	179	223	268	-	54	108	162	216	270	324	
-	pH=9.0						-	-	-	-	-	-	-	-
(mg/L)	0.5	1.0	1.5	2.0	2.5	3.0	-	-	-	-	-	-	-	
≤0.4	47	93	140	186	233	279	-	-	-	-	-	-	-	
0.6	49	97	146	194	243	291	-	-	-	-	-	-	-	
0.8	50	100	151	201	251	301	-	-	-	-	-	-	-	
1.0	52	104	156	208	260	312	-	-	-	-	-	-	-	
1.2	53	107	160	213	267	320	-	-	-	-	-	-	-	
1.4	55	110	165	219	274	329	-	-	-	-	-	-	-	
1.6	56	112	169	225	281	337	-	-	-	-	-	-	-	
1.8	58	115	173	230	288	345	-	-	-	-	-	-	-	
2.0	59	118	177	235	294	353	-	-	-	-	-	-	-	
2.2	60	120	181	241	301	361	-	-	-	-	-	-	-	
2.4	61	123	184	245	307	368	-	-	-	-	-	-	-	
2.6	63	125	188	250	313	375	-	-	-	-	-	-	-	
2.8	64	127	191	255	318	382	-	-	-	-	-	-	-	
3.0	65	130	195	259	324	389	-	-	-	-	-	-	-	

TABLE L-4
CT VALUES FOR INACTIVATION OF GIARDIA CYSTS BY FREE CHLORINE AT 10 C

CHLORINE CONCENTRATION	LOG INACTIVATIONS						-	LOG INACTIVATIONS					
	pH≤6						-	pH=6.5					
(mg/L)	0.5	1.0	1.5	2.0	2.5	3.0	-	0.5	1.0	1.5	2.0	2.5	3.0
≤0.4	12	24	37	49	61	73	-	15	29	44	59	73	88
0.6	13	25	38	50	63	75	-	15	30	45	60	75	90
0.8	13	26	39	52	65	78	-	15	31	46	61	77	92

1.0	13	26	40	53	66	79	-	16	31	47	63	78	94
1.2	13	27	40	53	67	80	-	16	32	48	63	79	95
1.4	14	27	41	55	68	82	-	16	33	49	65	82	98
1.6	14	28	42	55	69	83	-	17	33	50	66	83	99
1.8	14	29	43	57	72	86	-	17	34	51	67	84	101
2.0	15	29	44	58	73	87	-	17	35	52	69	87	104
2.2	15	30	45	59	74	89	-	18	35	53	70	88	105
2.4	15	30	45	60	75	90	-	18	36	54	71	89	107
2.6	15	31	46	61	77	92	-	18	37	55	73	92	110
2.8	16	31	47	62	78	93	-	19	37	56	74	93	110
3.0	16	32	48	63	79	95	-	19	38	57	75	94	113
-	pH=7.0						-	pH=7.5					
(mg/L)	0.5	1.0	1.5	2.0	2.5	3.0	-	0.5	1.0	1.5	2.0	2.5	3.0
≤0.4	17	35	52	69	87	104	-	21	42	63	83	104	125
0.6	18	36	54	71	89	107	-	21	43	64	85	107	128
0.8	18	37	55	73	92	110	-	22	44	66	87	109	131
1.0	19	37	56	75	93	112	-	22	45	67	89	112	134
1.2	19	38	57	76	95	114	-	23	46	69	91	114	137
1.4	19	39	58	77	97	116	-	23	47	70	93	117	140
1.6	20	40	60	79	99	119	-	24	48	72	96	120	144
1.8	20	41	61	81	102	122	-	25	49	74	98	123	147
2.0	21	41	62	83	103	124	-	25	50	75	100	125	150
2.2	21	42	64	85	106	127	-	26	51	77	102	128	153
2.4	22	43	65	86	108	129	-	26	52	79	105	131	157
2.6	22	44	66	87	109	131	-	27	53	80	107	133	160
2.8	22	45	67	89	112	134	-	27	54	82	109	136	163
3.0	23	46	69	91	114	137	-	28	55	83	111	138	166
-	pH=8.0						-	pH=8.5					
(mg/L)	0.5	1.0	1.5	2.0	2.5	3.0	-	0.5	1.0	1.5	2.0	2.5	3.0
≤0.4	25	50	75	99	124	149	-	30	59	89	118	148	177
0.6	26	51	77	102	128	153	-	31	61	92	122	153	183
0.8	26	53	79	105	132	158	-	32	63	95	126	158	189
1.0	27	54	81	108	135	162	-	33	65	98	130	163	195
1.2	28	55	83	111	138	166	-	33	67	100	133	167	200
1.4	28	57	85	113	142	170	-	34	69	103	137	172	206
1.6	29	58	87	116	145	174	-	35	70	106	141	176	211
1.8	30	60	90	119	149	179	-	36	72	108	143	179	215
2.0	30	61	91	121	152	182	-	37	74	111	147	184	221
2.2	31	62	93	124	155	186	-	38	75	113	150	188	225
2.4	32	63	95	127	158	190	-	38	77	115	153	192	230
2.6	32	65	97	129	162	194	-	39	78	117	156	195	234
2.8	33	66	99	131	164	197	-	40	80	120	159	199	239
3.0	34	67	101	134	168	201	-	41	81	122	162	203	243

	pH=9.0						-	-	-	-	-	-	-
(mg/L)	0.5	1.0	1.5	2.0	2.5	3.0	-	-	-	-	-	-	-
≤0.4	35	70	105	139	174	209	-	-	-	-	-	-	-
0.6	36	73	109	145	182	218	-	-	-	-	-	-	-
0.8	38	75	113	151	188	226	-	-	-	-	-	-	-
1.0	39	78	117	156	195	234	-	-	-	-	-	-	-
1.2	40	80	120	160	200	240	-	-	-	-	-	-	-
1.4	41	82	124	165	206	247	-	-	-	-	-	-	-
1.6	42	84	127	169	211	253	-	-	-	-	-	-	-
1.8	43	86	130	173	216	259	-	-	-	-	-	-	-
2.0	44	88	133	177	221	265	-	-	-	-	-	-	-
2.2	45	90	136	181	226	271	-	-	-	-	-	-	-
2.4	46	92	138	184	230	276	-	-	-	-	-	-	-
2.6	47	94	141	187	234	281	-	-	-	-	-	-	-
2.8	48	96	144	191	239	287	-	-	-	-	-	-	-
3.0	49	97	146	195	243	292	-	-	-	-	-	-	-

TABLE L-5
CT VALUES FOR INACTIVATION OF GIARDIA CYSTS BY FREE CHLORINE AT 15 C

CHLORINE CONCENTRATION	LOG INACTIVATIONS						-	LOG INACTIVATIONS					
	pH ≤ 6.0						-	pH = 6.5					
(mg/L)	0.5	1.0	1.5	2.0	2.5	3.0	-	0.5	1.0	1.5	2.0	2.5	3.0
≤0.4	8	16	25	33	41	49	-	10	20	30	39	49	59
0.6	8	17	25	33	42	50	-	10	20	30	40	50	60
0.8	9	17	26	35	43	52	-	10	20	31	41	51	61
1.0	9	18	27	35	44	53	-	11	21	32	42	53	63
1.2	9	18	27	36	45	54	-	11	21	32	43	53	64
1.4	9	18	28	37	46	55	-	11	22	33	43	54	65
1.6	9	19	28	37	47	56	-	11	22	33	44	55	66
1.8	10	19	29	38	48	57	-	11	23	34	45	57	68
2.0	10	19	29	39	48	58	-	12	23	35	46	58	69
2.2	10	20	30	39	49	59	-	12	23	35	47	58	70
2.4	10	20	30	40	50	60	-	12	24	36	48	60	72
2.6	10	20	31	41	51	61	-	12	24	37	49	61	73
2.8	10	21	31	41	52	62	-	12	25	37	49	62	74
3.0	11	21	32	42	53	63	-	13	25	38	51	63	76
	pH = 7.0						-	pH = 7.5					
(mg/L)	0.5	1.0	1.5	2.0	2.5	3.0	-	0.5	1.0	1.5	2.0	2.5	3.0
≤0.4	12	23	35	47	58	70	-	14	28	42	55	69	83
0.6	12	24	36	48	60	72	-	14	29	43	57	72	86
0.8	12	24	37	49	61	73	-	15	29	44	59	73	88
1.0	13	25	38	50	63	75	-	15	30	45	60	75	90
1.2	13	25	38	51	63	76	-	15	31	46	61	77	92

1.4	13	26	39	52	65	78	-	16	31	47	63	78	94
1.6	13	26	40	53	66	79	-	16	32	48	64	80	96
1.8	14	27	41	54	68	81	-	16	33	49	65	82	98
2.0	14	28	42	55	69	83	-	17	33	50	67	83	100
2.2	14	28	43	57	71	85	-	17	34	51	68	85	102
2.4	14	29	43	57	72	86	-	18	35	53	70	88	105
2.6	15	29	44	59	73	88	-	18	36	54	71	89	107
2.8	15	30	45	59	74	89	-	18	36	55	73	91	109
3.0	15	30	46	61	76	91	-	19	37	56	74	93	111

	pH=8.0							pH=8.5					
(mg/L)	0.5	1.0	1.5	2.0	2.5	3.0	-	0.5	1.0	1.5	2.0	2.5	3.0
≤0.4	17	33	50	66	83	99	-	20	39	59	79	98	118
0.6	17	34	51	68	85	102	-	20	41	61	81	102	122
0.8	18	35	53	70	88	105	-	21	42	63	84	105	126
1.0	18	36	54	72	90	108	-	22	43	65	87	108	130
1.2	19	37	56	74	93	111	-	22	45	67	89	112	134
1.4	19	38	57	76	95	114	-	23	46	69	91	114	137
1.6	19	39	58	77	97	116	-	24	47	71	94	118	141
1.8	20	40	60	79	99	119	-	24	48	72	96	120	144
2.0	20	41	61	81	102	122	-	25	49	74	98	123	147
2.2	21	41	62	83	103	124	-	25	50	75	100	125	150
2.4	21	42	64	85	106	127	-	26	51	77	102	128	153
2.6	22	43	65	86	108	129	-	26	52	78	104	130	156
2.8	22	44	66	88	110	132	-	27	53	80	106	133	159
3.0	22	45	67	89	112	134	-	27	54	81	108	135	162

	pH=9.0												
(mg/L)	0.5	1.0	1.5	2.0	2.5	3.0	-	-	-	-	-	-	-
≤0.4	23	47	70	93	117	140	-	-	-	-	-	-	-
0.6	24	49	73	97	122	146	-	-	-	-	-	-	-
0.8	25	50	76	101	126	151	-	-	-	-	-	-	-
1.0	26	52	78	104	130	156	-	-	-	-	-	-	-
1.2	27	53	80	107	133	160	-	-	-	-	-	-	-
1.4	28	55	83	110	138	165	-	-	-	-	-	-	-
1.6	28	56	85	113	141	169	-	-	-	-	-	-	-
1.8	29	58	87	115	144	173	-	-	-	-	-	-	-
2.0	30	59	89	118	148	177	-	-	-	-	-	-	-
2.2	30	60	91	121	151	181	-	-	-	-	-	-	-
2.4	31	61	92	123	153	184	-	-	-	-	-	-	-
2.6	31	63	94	125	157	188	-	-	-	-	-	-	-
2.8	32	64	96	127	159	191	-	-	-	-	-	-	-
3.0	33	65	98	130	163	195	-	-	-	-	-	-	-

TABLE L-6

CT VALUES FOR INACTIVATION OF GIARDIA CYSTS BY FREE CHLORINE AT 20 C

CHLORINE CONCENTRATION	LOG INACTIVATIONS						-	LOG INACTIVATIONS					
	pH=6.0						-	pH=6.5					
(mg/L)	0.5	1.0	1.5	2.0	2.5	3.0	-	0.5	1.0	1.5	2.0	2.5	3.0
≤0.4	6	12	18	24	30	36	-	7	15	22	29	37	44
0.6	6	13	19	25	32	38	-	8	15	23	30	38	45
0.8	7	13	20	26	33	39	-	8	15	23	31	38	45
1.0	7	13	20	26	33	39	-	8	16	24	31	39	47
1.2	7	13	20	27	33	40	-	8	16	24	32	40	48
1.4	7	14	21	27	34	41	-	8	16	25	33	41	49
1.6	7	14	21	28	35	42	-	8	17	25	33	42	50
1.8	7	14	22	29	36	43	-	9	17	26	34	43	51
2.0	7	15	22	29	37	44	-	9	17	26	35	43	52
2.2	7	15	22	29	37	44	-	9	18	27	35	44	53
2.4	8	15	23	30	38	45	-	9	18	27	36	45	54
2.6	8	15	23	31	38	46	-	9	18	28	37	46	55
2.8	8	16	24	31	39	47	-	9	19	28	37	47	56
3.0	8	16	24	31	39	47	-	10	19	29	38	48	57
-	pH=7.0						-	pH=7.5					
(mg/L)	0.5	1.0	1.5	2.0	2.5	3.0	-	0.5	1.0	1.5	2.0	2.5	3.0
≤0.4	9	17	26	35	43	52	-	10	21	31	41	52	62
0.6	9	18	27	36	45	54	-	11	21	32	43	53	64
0.8	9	18	28	37	46	55	-	11	22	33	44	55	66
1.0	9	19	28	37	47	56	-	11	22	34	45	56	67
1.2	10	19	29	38	48	57	-	12	23	35	46	58	69
1.4	10	19	29	39	48	58	-	12	23	35	47	58	70
1.6	10	20	30	39	49	59	-	12	24	36	48	60	72
1.8	10	20	31	41	51	61	-	12	25	37	49	62	74
2.0	10	21	31	41	52	62	-	13	25	38	50	63	75
2.2	11	21	32	42	53	63	-	13	26	39	51	64	77
2.4	11	22	33	43	54	65	-	13	26	39	52	65	78
2.6	11	22	33	44	55	66	-	13	27	40	53	67	80
2.8	11	22	34	45	56	67	-	14	27	41	54	68	81
3.0	11	23	34	45	57	68	-	14	28	42	55	69	83
-	pH=8.0						-	pH=8.5					
(mg/L)	0.5	1.0	1.5	2.0	2.5	3.0	-	0.5	1.0	1.5	2.0	2.5	3.0
≤0.4	12	25	37	49	62	74	-	15	30	45	59	74	89
0.6	13	26	39	51	64	77	-	15	31	46	61	77	92
0.8	13	26	40	53	66	79	-	16	32	48	63	79	95
1.0	14	27	41	54	68	81	-	16	33	49	65	82	98
1.2	14	28	42	55	69	83	-	17	33	50	67	83	100
1.4	14	28	43	57	71	85	-	17	34	52	69	86	103

1.6	15	29	44	58	73	87	-	18	35	53	70	88	105	
1.8	15	30	45	59	74	89	-	18	36	54	72	90	108	
2.0	15	30	46	61	76	91	-	18	37	55	73	92	110	
2.2	16	31	47	62	78	93	-	19	38	57	75	94	113	
2.4	16	32	48	63	79	95	-	19	38	58	77	96	115	
2.6	16	32	49	65	81	97	-	20	39	59	78	98	117	
2.8	17	33	50	66	83	99	-	20	40	60	79	99	119	
3.0	17	34	51	67	84	101	-	20	41	61	81	102	122	
-	pH=9.0							-	-	-	-	-	-	-
(mg/L)	0.5	1.0	1.5	2.0	2.5	3.0	-	-	-	-	-	-	-	
≤0.4	18	35	53	70	88	105	-	-	-	-	-	-	-	
0.6	18	36	55	73	91	109	-	-	-	-	-	-	-	
0.8	19	38	57	75	94	113	-	-	-	-	-	-	-	
1.0	20	39	59	78	98	117	-	-	-	-	-	-	-	
1.2	20	40	60	80	100	120	-	-	-	-	-	-	-	
1.4	21	41	62	82	103	123	-	-	-	-	-	-	-	
1.6	21	42	63	84	105	126	-	-	-	-	-	-	-	
1.8	22	43	65	86	108	129	-	-	-	-	-	-	-	
2.0	22	44	66	88	110	132	-	-	-	-	-	-	-	
2.2	23	45	68	90	113	135	-	-	-	-	-	-	-	
2.4	23	46	69	92	115	138	-	-	-	-	-	-	-	
2.6	24	47	71	94	118	141	-	-	-	-	-	-	-	
2.8	24	48	72	95	119	143	-	-	-	-	-	-	-	
3.0	24	49	73	97	122	146	-	-	-	-	-	-	-	

TABLE L-7
CT VALUES FOR INACTIVATION OF GIARDIA CYSTS BY FREE CHLORINE

CHLORINE CONCENTRATION	LOG INACTIVATIONS						-	LOG INACTIVATIONS					
	pH ≤ 6.0						-	pH = 6.5					
(mg/L)	0.5	1.0	1.5	2.0	2.5	3.0	-	0.5	1.0	1.5	2.0	2.5	3.0
≤0.4	4	8	12	16	20	24	-	5	10	15	19	24	29
0.6	4	8	13	17	21	25	-	5	10	15	20	25	30
0.8	4	9	13	17	22	26	-	5	10	16	21	26	31
1.0	4	9	13	17	22	26	-	5	10	16	21	26	31
1.2	5	9	14	18	23	27	-	5	11	16	21	27	32
1.4	5	9	14	18	23	27	-	6	11	17	22	28	33
1.6	5	9	14	19	23	28	-	6	11	17	22	28	33
1.8	5	10	15	19	24	29	-	6	11	17	23	28	34
2.0	5	10	15	19	24	29	-	6	12	18	23	29	35
2.2	5	10	15	20	25	30	-	6	12	18	23	29	35
2.4	5	10	15	20	25	30	-	6	12	18	24	30	36
2.6	5	10	16	21	26	31	-	6	12	19	25	31	37
2.8	5	10	16	21	26	31	-	6	12	19	25	31	37

3-0	5	11	16	21	27	32	-	6	13	19	25	32	38	
-	pH=7.0						-	pH=7.5						
(mg/L)	0.5	1.0	1.5	2.0	2.5	3.0	-	0.5	1.0	1.5	2.0	2.5	3.0	
≤0.4	6	12	18	23	29	35	-	7	14	21	28	35	42	
0.6	6	12	18	24	30	36	-	7	14	22	29	36	43	
0.8	6	12	19	25	31	37	-	7	15	22	29	37	44	
1.0	6	12	19	25	31	37	-	8	15	23	30	38	45	
1.2	6	13	19	25	32	38	-	8	15	23	31	38	46	
1.4	7	13	20	26	33	39	-	8	16	24	31	39	47	
1.6	7	13	20	27	33	40	-	8	16	24	32	40	48	
1.8	7	14	21	27	34	41	-	8	16	25	33	41	49	
2.0	7	14	21	27	34	41	-	8	17	25	33	42	50	
2.2	7	14	21	28	35	42	-	9	17	26	34	43	51	
2.4	7	14	22	29	36	43	-	9	17	26	35	43	52	
2.6	7	15	22	29	37	44	-	9	18	27	35	44	53	
2.8	8	15	23	30	38	45	-	9	18	27	36	45	54	
3.0	8	15	23	31	38	46	-	9	18	28	37	46	55	
-	pH=8.0						-	pH=8.5						
(mg/L)	0.5	1.0	1.5	2.0	2.5	3.0	-	0.5	1.0	1.5	2.0	2.5	3.0	
≤0.4	8	17	25	33	42	50	-	10	20	30	39	49	59	
0.6	9	17	26	34	43	51	-	10	20	31	41	51	61	
0.8	9	18	27	35	44	53	-	11	21	32	42	53	63	
1.0	9	18	27	36	45	54	-	11	22	33	43	54	65	
1.2	9	18	28	37	46	55	-	11	22	34	45	56	67	
1.4	10	19	29	38	48	57	-	12	23	35	46	58	69	
1.6	10	19	29	39	48	58	-	12	23	35	47	58	70	
1.8	10	20	30	40	50	60	-	12	24	36	48	60	72	
2.0	10	20	31	41	51	61	-	12	25	37	49	62	74	
2.2	10	21	31	41	52	62	-	13	25	38	50	63	75	
2.4	11	21	32	42	53	63	-	13	26	39	51	64	77	
2.6	11	22	33	43	54	65	-	13	26	39	52	65	78	
2.8	11	22	33	44	55	66	-	13	27	40	53	67	80	
3.0	11	22	34	45	56	67	-	14	27	41	54	68	81	
-	pH=9.0						-	-	-	-	-	-	-	-
(mg/L)	0.5	1.0	1.5	2.0	2.5	3.0	-	-	-	-	-	-	-	
≤0.4	12	23	35	47	58	70	-	-	-	-	-	-	-	
0.6	12	24	37	49	61	73	-	-	-	-	-	-	-	
0.8	13	25	38	50	63	75	-	-	-	-	-	-	-	
1.0	13	26	39	52	65	78	-	-	-	-	-	-	-	
1.2	13	26	40	53	67	80	-	-	-	-	-	-	-	
1.4	14	27	41	55	68	82	-	-	-	-	-	-	-	
1.6	14	28	42	56	70	84	-	-	-	-	-	-	-	
1.8	14	29	43	57	72	86	-	-	-	-	-	-	-	

2-0	15	29	44	59	73	88	-	-	-	-	-	-	-
2-2	15	30	45	60	75	90	-	-	-	-	-	-	-
2-4	15	31	46	61	77	92	-	-	-	-	-	-	-
2-6	16	31	47	63	78	94	-	-	-	-	-	-	-
2-8	16	32	48	64	80	96	-	-	-	-	-	-	-
3-0	16	32	49	65	81	97	-	-	-	-	-	-	-

TABLE L-8
BAFFLING CLASSIFICATIONS

Baffling Condition	T_{10}/T	Baffling Description
Unbaffled (mixed flow)	0.1	None, agitated basin, very low length to width ratio, high inlet and outlet flow velocities
Poor	0.3	Single or multiple unbaffled inlets and outlets, no intrabasin baffles
Average	0.5	Baffled inlet or outlet with some intrabasin baffles
Superior	0.7	Perforated inlet baffle, serpentine or perforated intrabasin baffles, outlet weir or perforated launders
Excellent	0.9	Serpentine baffling throughout basin, very high length to width ratio
Perfect (plug flow)	1.0 ⁽⁴⁾	Very high length to width ratio (pipeline flow), perforated inlet, outlet, and intrabasin baffles

⁽⁴⁾At perfect plug flow conditions, T_{10} is equal to T .

Table L-9:
GT Values for Inactivation of Viruses by Free Chlorine, pH 6.0-9.0

Inactivation (log)	Temperature (°C)												
	0.5	1	2	3	4	5	6	7	8	9	10	11	12
2	6.0	5.8	5.3	4.9	4.4	4.0	3.8	3.6	3.4	3.2	3.0	2.8	2.6
3	9.0	8.7	8.0	7.3	6.7	6.0	5.6	5.2	4.8	4.4	4.0	3.8	3.6
4	12.0	11.6	10.7	9.8	8.9	8.0	7.6	7.2	6.8	6.4	6.0	5.6	5.2
Inactivation (log)	Temperature (°C)												
	13	14	15	16	17	18	19	20	21	22	23	24	25
2	2.4	2.2	2.0	1.8	1.6	1.4	1.2	1.0	1.0	1.0	1.0	1.0	1.0
3	3.4	3.2	3.0	2.8	2.6	2.4	2.2	2.0	1.8	1.6	1.4	1.2	1.0
4	4.8	4.4	4.0	3.8	3.6	3.4	3.2	3.0	2.8	2.6	2.4	2.2	2.0

Source: AWWA, 1991. Modified by linear interpolation between 5°C increments.

Table L-10:
GT Values for Inactivation of Giardia Cysts by Chlorine Dioxide, pH 6.0-9.0

Inactivation (log)	Temperature (°C)												
	1	2	3	4	5	6	7	8	9	10	11	12	13
0.5	10.0	8.6	7.2	5.7	4.3	4.2	4.2	4.1	4.1	4.0	3.8	3.7	3.5
1	21.0	17.9	14.9	11.8	8.7	8.5	8.3	8.1	7.9	7.7	7.4	7.1	6.9
1.5	32.0	27.3	22.5	17.8	13.0	12.8	12.6	12.4	12.2	12.0	11.6	11.2	10.8

2	42.0	35.8	29.5	23.3	17.0	16.6	16.2	15.8	15.4	15.0	14.6	14.2	13.8
2.5	52.0	44.5	37.0	29.5	22.0	21.4	20.8	20.2	19.6	19.0	18.4	17.8	17.2
3	63.0	53.8	44.5	35.3	26.0	25.4	24.8	24.2	23.6	23.0	22.2	21.4	20.6
Inactivation (log)	Temperature (°C)												
	14	15	16	17	18	19	20	21	22	23	24	25	-
0.5	3.4	3.2	3.1	2.9	2.8	2.6	2.5	2.4	2.3	2.2	2.1	2.0	-
1	6.6	6.3	6.0	5.8	5.5	5.3	5.0	4.7	4.5	4.2	4.0	3.7	-
1.5	10.4	10.0	9.5	9.0	8.5	8.0	7.5	7.1	6.7	6.3	5.9	5.5	-
2	13.4	13.0	12.4	11.8	11.2	10.6	10.0	9.5	8.9	8.4	7.8	7.3	-
2.5	16.6	16.0	15.4	14.8	14.2	13.6	13.0	12.2	11.4	10.6	9.8	9.0	-
3	19.8	19.0	18.2	17.4	16.6	15.8	15.0	14.2	13.4	12.6	11.8	11.0	-

Source: AWWA, 1991. Modified by linear interpolation between 5°C increments.

Table L-11:
GT Values for Inactivation of Viruses by Chlorine Dioxide, pH 6.0-9.0

Inactivation (log)	Temperature (°C)												
	1	2	3	4	5	6	7	8	9	10	11	12	13
2	8.4	7.7	7.0	6.3	5.6	5.3	5.0	4.8	4.5	4.2	3.9	3.6	3.4
3	25.6	23.5	21.4	19.2	17.1	16.2	15.4	14.5	13.7	12.8	12.0	11.1	10.3
4	50.1	45.9	41.8	37.6	33.4	31.7	30.1	28.4	26.8	25.1	23.4	21.7	20.1
Inactivation (log)	Temperature (°C)												
	14	15	16	17	18	19	20	21	22	23	24	25	-
2	3.1	2.8	2.7	2.5	2.4	2.2	2.1	2.0	1.8	1.7	1.5	1.4	-
3	9.4	8.6	8.2	7.7	7.3	6.8	6.4	6.0	5.6	5.1	4.7	4.3	-
4	18.4	16.7	15.9	15.0	14.2	13.3	12.5	11.7	10.9	10.0	9.2	8.4	-

Source: AWWA, 1991. Modified by linear interpolation between 5°C increments.

Table L-12:
GT Values for Inactivation of Giardia Cysts by Chloramine, pH 6.0-9.0

Inactivation (log)	Temperature (°C)												
	1	2	3	4	5	6	7	8	9	10	11	12	13
0.5	635	568	500	433	365	354	343	332	321	310	298	286	274
1	1,270	1,136	1,003	869	735	711	687	663	639	615	592	569	546
1.5	1,900	1,700	1,500	1,300	1,100	1,066	1,032	998	964	930	894	858	822
2	2,535	2,269	2,003	1,736	1,470	1,422	1,374	1,326	1,278	1,230	1,184	1,138	1,092
2.5	3,170	2,835	2,500	2,165	1,830	1,772	1,714	1,656	1,598	1,540	1,482	1,424	1,366
3	3,800	3,400	3,000	2,600	2,200	2,130	2,060	1,990	1,920	1,850	1,780	1,710	1,640
Inactivation (log)	Temperature (°C)												
	14	15	16	17	18	19	20	21	22	23	24	25	-
0.5	262	250	237	224	211	198	185	173	161	149	137	125	-
1	523	500	474	448	422	396	370	346	322	298	274	250	-
1.5	786	750	710	670	630	590	550	515	480	445	410	375	-
2	1,046	1,000	947	894	841	788	735	688	641	594	547	500	-

2.5	1,308	1,250	1,183	1,116	1,049	982	915	857	799	741	683	625	-
3	1,570	1,500	1,420	1,340	1,260	1,180	1,100	1,030	960	890	820	750	-

Source: AWWA, 1991. Modified by linear interpolation between 5°C increments.

Table L-13:
GT Values for Inactivation of Viruses by Chloramine

Inactivation (log)	Temperature (°C)												
	1	2	3	4	5	6	7	8	9	10	11	12	13
2	1,243	1,147	1,050	954	857	814	771	729	686	643	600	557	514
3	2,063	1,903	1,743	1,583	1,423	1,352	1,281	1,209	1,138	1,067	996	925	854
4	2,883	2,659	2,436	2,212	1,988	1,889	1,789	1,690	1,590	1,491	1,392	1,292	1,193
Inactivation (log)	Temperature (°C)												
	14	15	16	17	18	19	20	21	22	23	24	25	-
2	471	428	407	385	364	342	321	300	278	257	235	214	-
3	783	712	676	641	605	570	534	498	463	427	392	356	-
4	1,093	994	944	895	845	796	746	696	646	597	547	497	-

Source: AWWA, 1991. Modified by linear interpolation between 5°C increments.

Table L-14:
GT Values for Inactivation of Giardia Cysts by Ozone

Inactivation (log)	Temperature (°C)												
	1	2	3	4	5	6	7	8	9	10	11	12	13
0.5	0.48	0.44	0.40	0.36	0.32	0.30	0.28	0.27	0.25	0.23	0.22	0.20	0.19
1.0	0.97	0.89	0.80	0.72	0.63	0.60	0.57	0.54	0.51	0.48	0.45	0.42	0.38
1.5	1.50	1.36	1.23	1.09	0.95	0.90	0.86	0.81	0.77	0.72	0.67	0.62	0.58
2.0	1.90	1.75	1.60	1.45	1.30	1.23	1.16	1.09	1.02	0.95	0.89	0.82	0.76
2.5	2.40	2.20	2.00	1.80	1.60	1.52	1.44	1.36	1.28	1.20	1.12	1.04	0.95
3.0	2.90	2.65	2.40	2.15	1.90	1.81	1.71	1.62	1.52	1.43	1.33	1.24	1.14
Inactivation (log)	Temperature (°C)												
	14	15	16	17	18	19	20	21	22	23	24	25	-
0.5	0.17	0.16	0.15	0.14	0.14	0.13	0.12	0.11	0.10	0.10	0.09	0.08	-
1.0	0.35	0.32	0.30	0.29	0.27	0.26	0.24	0.22	0.21	0.19	0.18	0.16	-
1.5	0.53	0.48	0.46	0.43	0.41	0.38	0.36	0.34	0.31	0.29	0.26	0.24	-
2.0	0.69	0.63	0.60	0.57	0.54	0.51	0.48	0.45	0.42	0.38	0.35	0.32	-
2.5	0.87	0.79	0.75	0.71	0.68	0.64	0.60	0.56	0.52	0.48	0.44	0.40	-
3.0	1.05	0.95	0.90	0.86	0.81	0.77	0.72	0.67	0.62	0.58	0.53	0.48	-

Source: AWWA, 1991. Modified by linear interpolation between 5°C increments.

Table L-15:
GT Values for Inactivation of Viruses by Ozone

Inactivation (log)	Temperature (°C)												
	1	2	3	4	5	6	7	8	9	10	11	12	13
2	0.90	0.83	0.75	0.68	0.60	0.58	0.56	0.54	0.52	0.50	0.46	0.42	0.38

3	1.40	1.28	1.15	1.03	0.90	0.88	0.86	0.84	0.82	0.80	0.74	0.68	0.62
4	1.80	1.65	1.50	1.35	1.20	1.16	1.12	1.08	1.04	1.00	0.92	0.84	0.76
Inactivation (log)	Temperature (°C)												
	14	15	16	17	18	19	20	21	22	23	24	25	-
2	0.34	0.30	0.29	0.28	0.27	0.26	0.25	0.23	0.21	0.19	0.17	0.15	-
3	0.56	0.50	0.48	0.46	0.44	0.42	0.40	0.37	0.34	0.31	0.28	0.25	-
4	0.68	0.60	0.58	0.56	0.54	0.52	0.50	0.46	0.42	0.38	0.34	0.30	-

Source: AWWA, 1991. Modified by linear interpolation between 5°C increments

APPENDIX M. LEAD AND COPPER [REPEALED]

APPENDIX M. LEAD AND COPPER

Table M1-

Monitoring Frequency for Initial Sampling Requirements

PWS Size	Monitoring Type	Location	No. Samples	Frequency	
Large PWSs >100,000	-	-	-	-	
	Lead and Copper	Taps	100	6 months	
	Water Quality Parameters	Distribution System	25	Twice per 6 months	
	Source Water	Entry Points	-	-	
	—Lead and Copper	-	4	6 months*	
	—Water Quality Parameters	-	4	Twice per 6 months	
	50,001—100,000	Lead and Copper	Taps	60	6 months
		Water Quality Parameters	Distribution System	10	Twice per 6 months
		Source Water	Entry Points	-	-
		—Lead and Copper	-	4	6 months*
—Water Quality Parameters		-	4	Twice per 6 months	
Medium PWSs 10,001—50,000		-	-	-	-
	Lead and Copper	Taps	60	6 months	
	If ALs Exceeded	-	-	-	
	Water Quality Parameters	Distribution System	10	Twice per 6 months	
	Source Water	Entry Points	-	-	
	—Lead and Copper	-	4	6 months	
	—Water Quality Parameters	-	4	Twice per 6 months	
	3,301—10,000	Lead and Copper	Taps	40	6 months
		If ALs Exceeded	-	-	-
		Water Quality Parameters	Distribution System	3	Twice per 6 months
Source Water		Entry Points	-	-	
—Lead and Copper		-	4	6 months	
—Water Quality Parameters		-	4	Twice per 6 months	
Small PWSs 501—3,300	-	-	-	-	
	Lead and Copper*	Taps	20	6 months	
	If ALs Exceeded	-	-	-	
	Water Quality Parameters	Distribution System	2	Twice per 6 months	
	Source Water	Entry Points	-	-	
—Lead and Copper	-	4	6 months		

-	—Water Quality Parameters	-	4	Twice per 6 months
101–500	Lead and Copper	Taps	10	6 months
-	If ALs Exceeded	-	-	-
-	Water Quality Parameters	Distribution System	4	Twice per 6 months
-	Source Water	Entry Points	-	-
-	—Lead and Copper	-	4	6 months
-	—Water Quality Parameters	-	4	Twice per 6 months
£100	Lead and Copper*	Taps	5	6 months
-	If ALs Exceeded	-	-	-
-	Water Quality Parameters	Distribution System	4	Twice per 6 months
-	Source Water	Entry Points	-	-
-	—Lead and Copper	-	4	6 months
-	—Water Quality Parameters	-	4	Twice per 6 months
Nontransient Noncommunity Water Systems	Lead and Copper Water Quality Parameters	Taps Distribution System	No more than one per building per monitoring period	

*If system wants to attempt to demonstrate optimization based on difference between source water levels and 90% tap level. Otherwise, one sample per entry point required if an AL is exceeded.

LEAD AND COPPER
Table M2

Monitoring Frequency for Follow-up and Routine Sampling Requirements

PWS Size	Monitoring Type	Location	No. Samples	Frequency
Large PWSs	-	-	-	-
>100,000	Lead and Copper	Taps	100	6 months
-	Water Quality Parameters	Distribution System	25	Twice per 6 months
-	Source Water	Entry Points	-	-
-	—Lead and Copper	-	4	6 months*
-	—Water Quality Parameters	-	4	Biweekly
50,001–100,000	Lead and Copper	Taps	60	6 months
-	Water Quality Parameters	Distribution System	10	Twice per 6 months
-	Source Water	Entry Points	-	-
-	—Lead and Copper	-	4	6 months*
-	—Water Quality Parameters	-	4	Biweekly
Medium PWSs	-	-	-	-
10,001–50,000	Lead and Copper	Taps	60	6 months
-	Water Quality Parameters	Distribution System	10	Twice per 6 months
-	Source Water	Entry Points	-	-
-	—Lead and Copper	-	4	6 months*
-	—Water Quality Parameters	-	4	Biweekly
3,301–10,000	Lead and Copper	Taps	40	6 months
-	Water Quality Parameters	Distribution System	3	Twice per 6 months
-	Source Water	Entry Points	-	-
-	—Lead and Copper	-	4	6 months*
-	—Water Quality Parameters	-	4	Biweekly

Small PWSs	-	-	-	-
501—3,300	Lead and Copper	Taps	20	6 months
-	Water Quality Parameters	Distribution System	2	Twice per 6 months
-	Source Water	Entry Points	-	-
-	—Lead and Copper	-	4	6 months*
-	—Water Quality Parameters	-	4	Biweekly
101—500	Lead and Copper*	Taps	10	6 months
-	Water Quality Parameters	Distribution System	4	Twice per 6 months
-	Source Water	Entry Points	-	-
-	—Lead and Copper	-	4	6 months
-	—Water Quality Parameters	-	4	Biweekly
£100	Lead and Copper*	Taps	5	6 months
-	Water Quality Parameters	Distribution System	4	Twice per 6 months
-	Source Water	Entry Points	-	-
-	—Lead and Copper	-	4	6 months*
-	—Water Quality Parameters	-	4	Biweekly
Nontransient Noncommunity Water Systems	Lead and Copper Water Quality Parameters	Taps-Distribution System	No more than one per building per monitoring period	

*If source water treatment installed; otherwise, see reduced monitoring requirements.

LEAD AND COPPER-
Table M3

Monitoring Frequency for Reduced Sampling Requirements

PWS Size	Monitoring Type	Reduced Monitoring	Ultimate Reduced Monitoring
Large PWSs	-	-	-
>100,000	Lead and Copper	50 per year	50 per 3 years
-	Water Quality Parameters	10 twice per 6 months	10 twice per year
-	Points of Entry Lead and Copper	-	-
-	—Groundwater Supply	1 per 3 years	1 per 9 years
-	—Surface Water Supply	Annually	1 per 9 years
-	Water Quality Parameters	Biweekly	Biweekly
50,001—100,000	Lead and Copper	30 per year	30 per 3 years
-	Water Quality Parameters	7 twice per 6 months	7 twice per year
-	Points of Entry Lead and Copper	-	-
-	—Groundwater Supply	1 per 3 years	1 per 9 years
-	—Surface Water Supply	Annually	1 per 9 years
-	Water Quality Parameters	Biweekly	Biweekly
Medium PWSs	-	-	-
10,001—50,000	Lead and Copper	30 per year	30 per 3 years
-	Water Quality Parameters	7 twice per 6 months	7 twice per year
-	Points of Entry Lead and Copper	-	-
-	—Groundwater Supply	1 per 3 years	1 per 9 years
-	—Surface Water Supply	Annually	1 per 9 years

-	Water Quality Parameters	Biweekly	Biweekly
3,301—10,000	Lead and Copper	20 per year	20 per 3 years
-	Water Quality Parameters	3 twice per 6 months	3 twice per year
-	Points of Entry Lead and Copper	-	-
-	— Groundwater Supply	1 per 3 years	1 per 9 years
-	— Surface Water Supply	Annually	1 per 9 years
-	Water Quality Parameters	Biweekly	Biweekly
Small PWSs	-	-	-
501—3,300	Lead and Copper	10 per year	10 per 3 years
-	Water Quality Parameters	2 twice per 6 months	2 twice per year
-	Points of Entry Lead and Copper	-	-
-	— Groundwater Supply	1 per 3 years	1 per 9 years
-	— Surface Water Supply	Annually	1 per 9 years
-	Water Quality Parameters	Biweekly	Biweekly
101—500	Lead and Copper	5 per year	5 per 3 years
-	Water Quality Parameters	1 twice per 6 months	1 twice per year
-	Points of Entry Lead and Copper	-	-
-	— Groundwater Supply	1 per 3 years	1 per 9 years
-	— Surface Water Supply	Annually	1 per 9 years
-	Water Quality Parameters	Biweekly	Biweekly
£100	Lead and Copper	5 per year	5 per 3 years
-	Water Quality Parameters	1 twice per 6 months	1 twice per year
-	Points of Entry Lead and Copper	-	-
-	— Groundwater Supply	1 per 3 years	1 per 9 years
-	— Surface Water Supply	Annually	1 per 9 years
-	Water Quality Parameters	Biweekly	Biweekly

Table M4-

SUMMARY OF MONITORING REQUIREMENTS FOR WATER QUALITY PARAMETERS¹

Monitoring Period	Parameters ²	Location	Frequency
Initial Monitoring	pH, alkalinity, orthophosphate or silica, ³ calcium, conductivity, temperature	Taps and at entry point(s) to distribution system	Every 6 months
After Installation of Corrosion Control	pH, alkalinity, orthophosphate or silica, ³ calcium ⁴ pH, alkalinity dosage rate and concentration (if alkalinity adjusted as part of corrosion control), inhibitor dosage rate and inhibitor residual ⁵	Taps Entry point(s) to distribution system ⁶	Every 6 months No less frequently than every two weeks.
After State Specifies Parameter Values For Optimal Corrosion Control	pH, alkalinity, orthophosphate or silica, ³ calcium ⁴ pH, alkalinity dosage rate and concentration (if alkalinity adjusted as part of corrosion control), inhibitor dosage rate and inhibitor residual ⁵	Taps Entry point(s) to distribution system	Every 6 months No less frequently than every two weeks.

Reduced Monitoring	pH, alkalinity, orthophosphate or silica, ³ calcium ⁴	Taps	Every six months; annually ⁷ or every 3 years ⁸ at a reduced number of sites
	pH, alkalinity dosage rate and concentration (if alkalinity adjusted as part of corrosion control), inhibitor dosage rate and inhibitor residual ⁵	Entry point(s) to distribution system	No less frequently than every two weeks.

¹Table is for illustrative purposes; consult the text of this section for precise regulatory requirements.

²Small and medium-size systems have to monitor for water quality parameters only during monitoring periods in which the system exceeds the lead or copper action level.

³Orthophosphate must be measured only when an inhibitor containing a phosphate compound is used. Silica must be measured only when an inhibitor containing silicate compound is used.

⁴Calcium must be measured only when calcium carbonate stabilization is used as part of corrosion control.

⁵Inhibitor dosage rates and inhibitor residual concentrations (orthophosphate or silica) must be measured only when an inhibitor is used.

⁶Groundwater systems may limit monitoring to representative locations throughout the system.

⁷Waterworks may reduce frequency of monitoring for water quality parameters at the tap from every six months to annually if they maintain the minimum values or range of values for water quality parameters reflecting optimal corrosion control treatment during three consecutive years of monitoring.

⁸Waterworks may further reduce the frequency of monitoring for water quality parameters at the tap from annually to once every three years if they have maintained the minimum values or range of values for water quality parameters reflecting optimal corrosion control treatment during three consecutive years of annual monitoring. Waterworks may accelerate the triennial monitoring for water quality parameters at the tap if they have maintained 90th percentile lead levels less than or equal to 0.005 mg/L, 90th percentile copper levels less than or equal to 0.65 mg/L, and the range of water quality parameters designated by the Commissioner under 12 VAC 5-590-420 C 1 f as representing optimal corrosion control during two consecutive six-month periods.

APPENDIX N. INORGANIC COMPOUNDS AND ORGANIC CHEMICALS: (Repealed.)

APPENDIX N. INORGANIC COMPOUNDS AND ORGANIC CHEMICALS:

TABLE I
INORGANIC COMPOUNDS

Contaminant	BAT(s)
Arsenic ^d	1, 2, 5, 6, 7, 9, 12 ^e
Antimony	2, 7
Asbestos	2, 3, 8
Barium	5, 6, 7, 9
Beryllium	1, 2, 5, 6, 7
Cadmium	2, 5, 6, 7
Chromium	2, 5, 6 ^b , 7
Cyanide	5, 7, 13
Fluoride	1, 7, 9
Mercury	2 ^a , 4, 6 ^a , 7 ^a
Nickel	5, 6, 7
Nitrate	5, 7, 9
Nitrite	5, 7
Selenium	1, 2 ^e , 6, 7, 9
Thallium	1, 5

Key to Best Available Technologies/Treatment Techniques

1. Activated Alumina
2. Coagulation/Filtration (except for waterworks serving less than 500 service connections)
3. Direct or Diatomite Filtration
4. Granular Activated Carbon
5. Ion Exchange
6. Lime Softening (except for waterworks serving less than 500 service connections)
7. Reverse Osmosis
8. Corrosion Control
9. Electrodialysis/Electrodialysis Reversing
10. Chlorine
11. Ultraviolet
12. Oxidation/Filtration
13. Alkaline Chlorination pH \geq 8.5

NOTES ON BAT DESIGNATIONS

- a. BAT only if influent mercury concentrations are less than or equal to 10 $\mu\text{g/l}$
- b. BAT for Chromium III only
- c. BAT for Selenium IV only
- d. BATs for Arsenic V. Preoxidation may be required to convert Arsenic III to Arsenic V.
- e. To obtain high removals, iron to arsenic ratio must be at least 20:1.

TABLE II
ORGANIC CHEMICALS

Contaminant	BAT(s)
Acrylamide	3
Alachlor	4
Aldicarb	4
Aldicarb sulfoxide	4
Aldicarb sulfone	4
Atrazine	4
Benzene	1,2
Carbofuran	4
Carbon tetrachloride	1,2
Chlordane	4
2,4-D	4
Dibromochloropropane (DBCP)	1,2
o-Dichlorobenzene	1,2
p-Dichlorobenzene	1,2
1,2-Dichloroethane	1,2
1,1-Dichloroethylene	1,2
cis-1,2-Dichloroethylene	1,2
trans-1,2-Dichloroethylene	1,2
1,2-Dichloropropane	1,2
Epichlorohydrin	3
Ethylene dibromide (EDB)	1,2
Ethylbenzene	1,2

Heptachlor	4
Heptachlor-epoxide	4
Lindane	4
Methoxychlor	4
Monochlorobenzene	1,2
PCBs	4
Pentachlorophenol	4
Styrene	1,2
2,4,5-TP (Silvex)	4
Tetrachloroethylene	1,2
1,1,1-Trichloroethane	1,2
Trichloroethylene	1,2
Toluene	1,2
Toxaphene	4
Vinyl chloride	2
Xylenes (total)	1,2
Benzo(a)pyrene	4
Dalapon	4
Dichloromethane	2
Di(2-ethylhexyl)adipate	1,2
Di(2-ethylhexyl)phthalate	4
Dinoseb	4
Diquat	4
Endothall	4
Endrin	4
Glyphosate	4
Hexachlorobenzene	4
Hexachloropentadiene	1,2
Oxamyl (Vydate)	4
Picloram	4
Simazine	4
1,2,4-Trichlorobenzene	1,2
1,1,2-Trichloroethane	1,2
2,3,7,8-TCDD (Dioxin)	4

Key to Best Available Technologies/Treatment Techniques

1. Granular Activated Carbon
2. Packed Tower Aeration
3. Polymer Addition Practices
4. Oxidation (chlorination, with the exception of water having cyanide (as free cyanide) exceeding 0.2 mg/l, or ozonation)

Statutory Authority

APPENDIX O-

REGULATED CONTAMINANTS FOR CONSUMER CONFIDENCE REPORTS AND PUBLIC NOTIFICATION (Repealed.)

Key

AL = Action Level
 PMCL = Primary Maximum Contaminant Level
 MCLG = Maximum Contaminant Level Goal
 MFL = million fibers per liter
 mrem/year = milirems per year (a measure of radiation absorbed by the body)
 MRDL = Maximum Residual Disinfectant Level
 MRDLG = Maximum Residual Disinfectant Level Goal
 NTU = Nephelometric Turbidity Units
 pCi/l = picocuries per liter (a measure of radioactivity)
 ppb = parts per billion, or micrograms per liter (µg/L)
 ppm = parts per million, or milligrams per liter (mg/L)
 ppq = parts per quadrillion, or picograms per liter
 ppt = parts per trillion, or nanograms per liter
 TT = Treatment Technique

Contaminant (units)	Traditional PMCL in mg/l	To convert for GCR, multiply by	MCL in GCR units	MCLG	Major Sources in Drinking Water	Health Effects Language
Microbiological Contaminants						
(1) Total coliform bacteria	TT			n/a	Naturally present in the environment	Coliforms are bacteria that are naturally present in the environment and are used as an indicator that other, potentially harmful, waterborne pathogens may be present or that a potential pathway exists through which contamination may enter the waterworks.
(2) E. coli	PMCL: In compliance unless (i) the waterworks has an E. coli-positive repeat sample following a total coliform-positive routine sample; (ii) the waterworks has a total coliform-positive repeat sample following an E. coli-positive routine sample; (iii) the waterworks owner fails to take all required repeat samples following an E. coli-positive routine sample; or (iv) the waterworks owner fails to test for E. coli when any repeat sample tests positive for total coliform.			0	Human and animal fecal waste	E. coli are bacteria whose presence indicates that the water may be contaminated with human or animal wastes. Human pathogens in these wastes can cause short-term effects, such as diarrhea, cramps, nausea, headaches, or other symptoms. They may pose a greater health risk for infants, young children, the elderly, and people with severely compromised immune systems.
(3) E. coli	TT			n/a	Human and animal fecal waste	E. coli are bacteria whose presence indicates that the water may be contaminated with human or animal wastes. Human pathogens in these wastes can cause short-term effects, such as diarrhea, cramps, nausea, headaches, or other symptoms. They may pose a greater health risk for infants, young children, the elderly, and people with severely compromised

						immune systems:
(4) Source water fecal indicator (E. coli)	FF	-	FF	0 for E. coli	Human and animal fecal waste	Fecal indicators are microbes whose presence indicates that the water may be contaminated with human or animal wastes. Microbes in these wastes can cause short-term health effects, such as diarrhea, cramps, nausea, headaches, or other symptoms. They may pose a special health risk for infants, young children, some of the elderly, and people with severely compromised immune system.
(5) Groundwater rule FF violations other than (4) above ¹	FF	-	-	FF	-	Inadequately treated or inadequately protected water may contain disease-causing organisms. These organisms can cause symptoms such as diarrhea, nausea, cramps, and associated headaches.
(6) Turbidity	FF	-	FF	n/a	Soil runoff	Turbidity has no health effects. However, turbidity can interfere with disinfection and provide a medium for microbial growth. Turbidity may indicate the presence of disease-causing organisms. These organisms include bacteria, viruses, and parasites that can cause symptoms such as nausea, cramps, diarrhea and associated headaches.
(7) Giardia lamblia, viruses, Heterotrophic plate count, Legionella, Cryptosporidium ¹	FF ³	-	n/a	0	n/a	Inadequately treated water may contain disease-causing organisms. These organisms include bacteria, viruses, and parasites which can cause symptoms such as nausea, cramps, diarrhea, and associated headaches.
Radioactive Contaminants						
(8) Beta/photon emitters (mrem/yr)	4 mrem/yr	-	4	0	Decay of natural and man-made deposits	Certain minerals are radioactive and may emit forms of radiation known as photons and beta radiation. Some people who drink water containing

						beta and photon emitters in excess of the MCL over many years may have an increased risk of getting cancer.
(9) Alpha emitters (pCi/L)	15 pCi/L	-	15	0	Erosion of natural deposits	Certain minerals are radioactive and may emit a form of radiation known as alpha radiation. Some people who drink water containing alpha emitters in excess of the MCL over many years may have an increased risk of getting cancer.
(10) Combined radium (pCi/L)	5 pCi/L	-	5	0	Erosion of natural deposits	Some people who drink water containing radium-226 or radium-228 in excess of the MCL over many years may have an increased risk of getting cancer.
(11) Uranium (ppb)	30 µg/L	-	30	0	Erosion of natural deposits	Some people who drink water containing uranium in excess of the MCL over many years may have an increased risk of getting cancer and kidney toxicity.

Inorganic Contaminants

(12) Antimony (ppb)	0.006	1000	6	6	Discharge from petroleum refineries; fire retardants; ceramics; electronics; solder	Some people who drink water containing antimony well in excess of the MCL over many years could experience increases in blood cholesterol and decreases in blood sugar.
(13) Arsenic (ppb)	0.010	1000	10	0 ²	Erosion of natural deposits; Runoff from orchards; Runoff from glass and electronics production wastes	Some people who drink water containing arsenic in excess of the MCL over many years could experience skin damage or problems with their circulatory system, and may have an increased risk of getting cancer.
(14) Asbestos (MFL)	7 MFL	-	7	7	Decay of asbestos cement water mains; Erosion of natural deposits	Some people who drink water containing asbestos in excess of the MCL over many years may have an increased risk of developing benign intestinal polyps.
(15) Barium (ppm)	2	-	2	2	Discharge of drilling wastes; Discharge from metal refineries; Erosion of natural deposits	Some people who drink water containing barium in excess of the MCL over many years could experience an increase in their blood pressure.

(16) Beryllium (ppb)	0.004	1000	4	4	Discharge from metal refineries and coal-burning factories; Discharge from electrical, aerospace, and defense industries	Some people who drink water containing beryllium well in excess of the MCL over many years could develop intestinal lesions.
(17) Cadmium (ppb)	0.005	1000	5	5	Corrosion of galvanized pipes; Erosion of natural deposits; Discharge from metal refineries; Run-off from waste batteries and paints	Some people who drink water containing cadmium in excess of the MCL over many years could experience kidney damage.
(18) Chromium (ppb)	0.1	1000	100	100	Discharge from steel and pulp mills; Erosion of natural deposits	Some people who drink water containing chromium well in excess of the MCL over many years could experience allergic dermatitis.
(19) Copper (ppm)	AL=1.3	-	AL=1.3	1.3	Corrosion of household plumbing systems; Erosion of natural deposits	Copper is an essential nutrient, but some people who drink water containing copper in excess of the action level over a relatively short amount of time could experience gastrointestinal distress. Some people who drink water containing copper in excess of the action level over many years could suffer liver or kidney damage. People with Wilson's Disease should consult their personal doctor.
(20) Cyanide (ppb)	0.2	1000	200	200	Discharge from steel/metal factories; Discharge from plastic and fertilizer factories	Some people who drink water containing cyanide well in excess of the MCL over many years could experience nerve damage or problems with their thyroid.
(21) Fluoride (ppm)	4	-	4	4	Erosion of natural deposits; Water additive which promotes strong teeth; Discharge from fertilizer and aluminum factories	Some people who drink water containing fluoride in excess of the MCL over many years could get bone disease, including pain and tenderness of the bones. Fluoride in drinking water at half the MCL or more may cause mottling of children's teeth, usually in children less than nine years old. Mottling, also known as dental fluorosis, may include brown staining and/or pitting of the teeth, and occurs only in

						developing teeth before they erupt from the gums.
(22) Lead (ppb)	AL=0.015	1000	AL=15	0	Corrosion of household plumbing systems; Erosion of natural deposits	Infants and children who drink water containing lead in excess of the action level could experience delays in their physical or mental development. Children could show slight deficits in attention span and learning abilities. Adults who drink this water over many years could develop kidney problems or high blood pressure.
(23) Mercury [inorganic] (ppb)	.002	1000	2	2	Erosion of natural deposits; Discharge from refineries and factories; Runoff from landfills; Runoff from cropland	Some people who drink water containing inorganic mercury well in excess of the MCL over many years could experience kidney damage.
(24) Nitrate (ppm)	10	-	10	10	Runoff from fertilizer use; Leaching from septic tanks, sewage; Erosion of natural deposits	Infants below the age of six months who drink water containing nitrate in excess of the MCL could become seriously ill and, if untreated, may die. Symptoms include shortness of breath and blue baby syndrome.
(25) Nitrite (ppm)	1	-	1	1	Runoff from fertilizer use; Leaching from septic tanks, sewage; Erosion of natural deposits	Infants below the age of six months who drink water containing nitrite in excess of the MCL could become seriously ill and, if untreated, may die. Symptoms include shortness of breath and blue baby syndrome.
(26) Total Nitrate and Nitrite	10	-	n/a	10	n/a	Infants below the age of six months who drink water containing nitrate and nitrite in excess of the MCL could become seriously ill and, if untreated, may die. Symptoms include shortness of breath and blue baby syndrome.
(27) Selenium (ppb)	0.05	1000	50	50	Discharge from petroleum and metal refineries; Erosion of natural deposits; Discharge from mines	Selenium is an essential nutrient. However, some people who drink water containing selenium in excess of the MCL over many years could experience hair or fingernail losses, numbness in fingers or toes, or problems with their circulation.

(28) Thallium (ppb)	0.002	1000	2	0.5	Leaching from ore-processing sites; Discharge from electronics, glass, and drug factories	Some people who drink water containing thallium in excess of the MCL over many years could experience hair loss, changes in their blood, or problems with their kidneys, intestines, or liver.
Synthetic Organic Contaminants including Pesticides and Herbicides						
(29) 2,4-D (ppb)	0.07	1000	70	70	Runoff from herbicides used on row crops	Some people who drink water containing the weed killer 2,4-D well in excess of the MCL over many years could experience problems with their kidneys, liver, or adrenal glands.
(30) 2,4,5-TP [Silvex] (ppb)	0.05	1000	50	50	Residue of banned herbicide	Some people who drink water containing silvex in excess of the MCL over many years could experience liver problems.
(31) Acrylamide	∞	-	∞	0	Added to water during sewage/wastewater treatment	Some people who drink water containing high levels of acrylamide over a long period of time could have problems with their nervous system or blood, and may have an increased risk of getting cancer.
(32) Alachlor (ppb)	0.002	1000	2	0	Runoff from herbicide used on row crops	Some people who drink water containing alachlor in excess of the MCL over many years could have problems with their eyes, liver, kidneys, or spleen, or experience anemia, and may have an increased risk of getting cancer.
(33) Atrazine (ppb)	0.003	1000	3	3	Runoff from herbicide used on row crops	Some people who drink water containing the atrazine well in excess of the MCL over many years could experience problems with their cardiovascular system or reproductive difficulties.
(34) Benzo(a)pyrene[PAH] -	0.0002	1,000,000	200	0	Leaching from linings of water storage tanks and distribution lines	Some people who drink water containing benzo(a)pyrene in excess of the MCL over many years could experience reproductive difficulties and may have an increased risk of getting cancer.
(35) Carbofuran (ppb)	0.04	1000	40	40	Leaching of soil fumigant used on	Some people who drink water containing

					rice and alfalfa	carbofuran in excess of the MCL over many years could experience problems with their blood, or nervous or reproductive systems.
(36) Chlordane (ppb)	0.002	1000	2	0	Residue of banned termiticide	Some people who drink water containing chlordane in excess of the MCL over many years could experience problems with their liver or nervous system, and may have an increased risk of getting cancer.
(37) Dalapon (ppb)	0.2	1000	200	200	Runoff from herbicide used on rights-of-way	Some people who drink water containing dalapon well in excess of the MCL over many years could experience minor kidney changes.
(38) Di(2-ethylhexyl) adipate (ppb)	0.4	1000	400	400	Discharge from chemical factories	Some people who drink water containing di(2-ethylhexyl)adipate well in excess of the MCL over many years could experience toxic effects, such as weight loss, liver enlargement or possible reproductive difficulties.
(39) Di(2-ethylhexyl)phthalate (ppb)	0.006	1000	6	0	Discharge from rubber and chemical factories	Some people who drink water containing di(2-ethylhexyl)phthalate in excess of the MCL over many years may have problems with their liver, or experience reproductive difficulties, and may have an increased risk of getting cancer.
(40) Dibromochloropropane (ppt)	0.0002	1,000,000	200	0	Runoff/leaching from soil fumigant used on soybeans, cotton, pineapples, and orchards	Some people who drink water containing DBCP well in excess of the MCL over many years could experience reproductive problems and may have an increased risk of getting cancer.
(41) Dinoseb (ppb)	0.007	1000	7	7	Runoff from herbicide used on soybeans and vegetables	Some people who drink water containing dinoseb well in excess of the MCL over many years could experience reproductive difficulties.
(42) Diquat (ppb)	0.02	1000	20	20	Runoff from herbicide use	Some people who drink water containing diquat in excess of the MCL over many years could get cataracts.

(43) Dioxin [2,3,7,8-TCDD] (ppq)	0.00000003	1,000,000,000	30	0	Emissions from waste incineration and other combustion; Discharge from chemical factories	Some people who drink water containing dioxin in excess of the MCL over many years could experience reproductive difficulties and may have an increased risk of getting cancer.
(44) Endothall (ppb)	0.1	1000	100	100	Runoff from herbicide use	Some people who drink water containing endothall in excess of the MCL over many years could experience problems with their stomach or intestines.
(45) Endrin (ppb)	0.002	1000	2	2	Runoff of banned insecticide	Some people who drink water containing endrin in excess of the MCL over many years could experience liver problems.
(46) Epichlorohydrin	FF	-	FF	0	Discharge from industrial chemical factories; An impurity of some water treatment chemicals	Some people who drink water containing high levels of epichlorohydrin over a long period of time could experience stomach problems, and may have an increased risk of getting cancer.
(47) Ethylene dibromide (ppt)	0.00005	1,000,000	50	0	Discharge from petroleum refineries	Some people who drink water containing ethylene dibromide in excess of the MCL over many years could experience problems with their liver, stomach, reproductive system, or kidneys, and may have an increased risk of getting cancer.
(48) Glyphosate (ppb)	0.7	1000	700	700	Runoff from herbicide use	Some people who drink water containing glyphosate in excess of the MCL over many years could experience problems with their kidneys or reproductive difficulties.
(49) Heptachlor (ppt)	0.0004	1,000,000	400	0	Residue of banned pesticide	Some people who drink water containing heptachlor in excess of the MCL over many years could experience liver damage and may have an increased risk of getting cancer.
(50) Heptachlor epoxide (ppt)	0.0002	1,000,000	200	0	Breakdown of heptachlor	Some people who drink water containing heptachlor epoxide in excess of the MCL over many years could experience liver damage, and may have an

						increased risk of getting cancer.
(51) Hexachlorobenzene (ppb)	0.001	1000	1	0	Discharge from metal refineries and agricultural chemical factories	Some people who drink water containing hexachlorobenzene in excess of the MCL over many years could experience problems with their liver or kidneys or adverse reproductive effects, and may have an increased risk of getting cancer.
(52) Hexachlorocyclopentadiene (ppb)	0.05	1000	50	50	Discharge from chemical factories	Some people who drink water containing hexachlorocyclopentadiene well in excess of the MCL over many years could experience problems with their stomach or kidneys.
(53) Lindane (ppt)	0.0002	1,000,000	200	200	Runoff/leaching from insecticide used on cattle, lumber, gardens	Some people who drink water containing lindane in excess of the MCL over many years could experience problems with their kidneys or liver.
(54) Methoxychlor (ppb)	0.04	1000	40	40	Runoff/leaching from insecticide used on fruits, vegetables, alfalfa, livestock	Some people who drink water containing methoxychlor in excess of the MCL over many years could experience reproductive difficulties.
(55) Oxamyl [Vydate] (ppb)	0.2	1000	200	200	Runoff/leaching from insecticide used on apples, potatoes and tomatoes	Some people who drink water containing ethylene oxamyl in excess of the MCL over many years could experience slight nervous system effects.
(56) PCBs [Polychlorinated biphenyls] (ppt)	0.0005	1,000,000	500	0	Runoff from landfills; Discharge of waste chemicals	Some people who drink water containing PCBs in excess of the MCL over many years could experience changes in their skin, problems with their thymus gland, immune deficiencies, or reproductive or nervous system difficulties, and may have an increased risk of getting cancer.
(57) Pentachlorophenol (ppb)	0.001	1000	1	0	Discharge from wood preserving factories	Some people who drink water containing pentachlorophenol in excess of the MCL over many years could experience problems with their liver or kidneys, and may have an increased risk of getting cancer.

(58) Picloram (ppb)	0.5	1000	500	500	Herbicide runoff	Some people who drink water containing picloram in excess of the MCL over many years could experience problems with their liver.
(59) Simazine (ppb)	0.004	1000	4	4	Herbicide runoff	Some people who drink water containing simazine in excess of the MCL over many years could experience problems with their blood.
(60) Toxaphene (ppb)	0.003	1000	3	0	Runoff/leaching from insecticide used on cotton and cattle	Some people who drink water containing toxaphene in excess of the MCL over many years could experience problems with their thyroid, kidneys, or liver and may have an increased risk of getting cancer.
Volatile Organic Contaminants						
(61) Benzene (ppb)	0.005	1000	5	0	Discharge from factories; Leaching from gas storage tanks and landfills	Some people who drink water containing benzene in excess of the MCL over many years could experience anemia or a decrease in blood platelets, and may have an increased risk of getting cancer.
(62) Carbon tetrachloride (ppb)	0.005	1000	5	0	Discharge from chemical plants and other industrial activities	Some people who drink water containing carbon tetrachloride in excess of the MCL over many years could experience problems with their liver and may have an increased risk of getting cancer.
(63) Chlorobenzene (ppb)	0.1	1000	100	100	Discharge from chemical and agricultural chemical factories	Some people who drink water containing chlorobenzene in excess of the MCL over many years could experience problems with their liver or kidneys.
(64) o-Dichlorobenzene (ppb)	0.6	1000	600	600	Discharge from industrial chemical factories	Some people who drink water containing o-dichlorobenzene well in excess of the MCL over many years could experience problems with their liver, kidneys, or spleen, or changes in their blood.
(65) p-Dichlorobenzene (ppb)	0.075	1000	75	75	Discharge from industrial chemical factories	Some people who drink water containing p-dichlorobenzene in excess of the MCL over many

						years-could experience anemia, damage to their liver, kidneys, or circulatory systems.
(66) 1,2-Dichloroethane (ppb)	0.005	1000	5	0	Discharge from industrial chemical factories	Some people who drink water containing 1,2-dichloroethane in excess of the MCL over many years may have an increased risk of getting cancer.
(67) 1,1-Dichloroethylene (ppb)	0.007	1000	7	7	Discharge from industrial chemical factories	Some people who drink water containing 1,1-dichloroethylene in excess of the MCL over many years could experience problems with their liver.
(68) cis-1,2-Dichloroethylene (ppb)	0.07	1000	70	70	Discharge from industrial chemical factories	Some people who drink water containing cis-1,2-dichloroethylene in excess of the MCL over many years could experience problems with their liver.
(69) trans-1,2-Dichloroethylene (ppb)	0.1	1000	100	100	Discharge from industrial chemical factories	Some people who drink water containing trans-1,2-dichloroethylene well in excess of the MCL over many years could experience problems with their liver.
(70) Dichloromethane (ppb)	0.005	1000	5	0	Discharge from pharmaceutical and chemical factories	Some people who drink water containing dichloromethane in excess of the MCL over many years could have liver problems and may have an increased risk of getting cancer.
(71) 1,2-Dichloropropane (ppb)	0.005	1000	5	0	Discharge from industrial chemical factories	Some people who drink water containing 1,2-dichloropropane in excess of the MCL over many years may have an increased risk of getting cancer.
(72) Ethylbenzene (ppb)	0.7	1000	700	700	Discharge from petroleum refineries	Some people who drink water containing ethylbenzene well in excess of the MCL over many years could experience problems with their liver or kidneys.
(73) Styrene (ppb)	0.1	1000	100	100	Discharge from rubber and plastic factories; Leaching from landfills	Some people who drink water containing styrene well in excess of the MCL over many years could experience problems with their liver, kidneys, or circulatory system.

(74) Tetrachloroethylene (ppb)	0.005	1000	5	0	Discharge from factories and dry cleaners	Some people who drink water containing tetrachloroethylene in excess of the MCL over many years could have problems with their liver, and may have an increased risk of getting cancer.
(75) 1,2,4-Trichlorobenzene (ppb)	0.07	1000	70	70	Discharge from textile-finishing factories	Some people who drink water containing 1,2,4-trichlorobenzene well in excess of the MCL over many years could experience changes in their adrenal glands.
(76) 1,1,1-Trichloroethane (ppb)	0.2	1000	200	200	Discharge from metal degreasing sites and other factories	Some people who drink water containing 1,1,1-trichloroethane in excess of the MCL over many years could experience problems with their liver, nervous system, or circulatory system.
(77) 1,1,2-Trichloroethane (ppb)	0.005	1000	5	3	Discharge from industrial-chemical factories	Some people who drink water containing 1,1,2-trichloroethane well in excess of the MCL over many years could have problems with their liver, kidneys, or immune systems.
(78) Trichloroethylene (ppb)	0.005	1000	5	0	Discharge from metal degreasing sites and other factories	Some people who drink water containing trichloroethylene in excess of the MCL over many years could experience problems with their liver and may have an increased risk of getting cancer.
(79) Toluene (ppm)	1	-	1	1	Discharge from petroleum factories	Some people who drink water containing toluene well in excess of the MCL over many years could have problems with their nervous system, kidneys, or liver.
(80) Vinyl Chloride (ppb)	0.002	1000	2	0	Leaching from PVC piping; Discharge from plastic factories	Some people who drink water containing vinyl chloride in excess of the MCL over many years may have an increased risk of getting cancer.
(81) Xylenes (ppm)	10	-	10	10	Discharge from petroleum factories; Discharge from chemical factories	Some people who drink water containing xylenes in excess of the MCL over many years could experience damage to their

nervous system.

Disinfection By-Products, Precursors, and Residuals

(82) THMs [total trihalomethanes] (ppb)	0.080	1000	80	n/a	By-product of drinking water disinfection	Some people who drink water containing trihalomethanes in excess of the MCL over many years could experience problems with their liver, kidneys, or central nervous systems, and may have an increased risk of getting cancer.
(83) Haloacetic acids (HAA) (ppb)	0.060	1000	60	n/a	By-product of drinking water disinfection	Some people who drink water containing haloacetic acids in excess of the MCL over many years may have an increased risk of getting cancer.
(84) Bromate (ppb)	0.010	1000	10	0	By-product of drinking water disinfection	Some people who drink water containing bromate in excess of the MCL over many years may have an increased risk of getting cancer.
(85) Chloramines (ppm)	MRDL=4.0	-	MRDL=4.0	MRDLG=4	Water additive used to control microbes	Some people who use water containing chloramines well in excess of the MRDL could experience irritating effects to their eyes and nose. Some people who drink water containing chloramines well in excess of the MRDL could experience stomach discomfort or anemia.
(86) Chlorine (ppm)	MRDL=4.0	-	MRDL=4.0	MRDLG=4	Water additive used to control microbes	Some people who use water containing chlorine well in excess of the MRDL could experience irritating effects to their eyes and nose. Some people who drink water containing chlorine well in excess of the MRDL could experience stomach discomfort.
(87) Chlorine dioxide (ppb) ²	MRDL=0.8	1000	MRDL=800	MRDLG=800	Water additive used to control microbes	Some infants and young children who drink water containing chlorine dioxide in excess of the MRDL could experience nervous system effects. Similar effects may occur in fetuses of pregnant women who drink water containing chlorine dioxide in excess of the MRDL. Some people may experience anemia.

(87a) Chlorine dioxide, where any two consecutive daily samples taken at the entrance to the distribution system are above the MRDL. ⁴	MRDL=0.8	-	-	MRDLG=0.8	-	The chlorine dioxide violations reported today are the result of exceedances at the treatment facility only, not within the distribution system which delivers water to consumers. Continued compliance with chlorine dioxide levels within the distribution system minimizes the potential risk of these violations to consumers.
(87b) Chlorine dioxide, where one or more distribution system samples are above the MRDL. ⁴	MRDL=0.8	-	-	MRDLG=0.8	-	The chlorine dioxide violations reported today include exceedances of the EPA standard within the distribution system which delivers water to consumers. Violations of the chlorine dioxide standard within the distribution system may harm human health based on short-term exposures. Certain groups, including fetuses, infants, and young children, may be especially susceptible to nervous system effects from excessive chlorine dioxide exposure.
(88) Chlorite (ppm)	1.0	-	1.0	0.8	By-product of drinking water disinfection	Some infants and young children who drink water containing chlorite in excess of the MCL could experience nervous system effects. Similar effects may occur in fetuses of pregnant women who drink water containing chlorite in excess of the MCL. Some people may experience anemia.
(89) Total organic carbon (ppm)	FF	-	FF	n/a	Naturally present in the environment	Total organic carbon (TOC) has no health effects. However, total organic carbon provides a medium for the formation of disinfection byproducts. These byproducts include trihalomethanes (THMs) and haloacetic acids (HAAs). Drinking water containing these byproducts in excess of the MCL may lead to adverse health effects, liver or kidney problems, or

					nervous systems effects; and may lead to an increased risk of getting cancer.
--	--	--	--	--	---

¹This information is for public notification purposes only.

²This information is for Consumer Confidence Report purposes only.

³Violations of the treatment technique requirements for filtration and disinfection that involve turbidity exceedances may use the health effects language for turbidity instead.

APPENDIX P (Repealed.)

Best available technologies (BATs) for radionuclides. The commissioner identifies as indicated in the following table the best technology available for achieving compliance with the maximum contaminant levels for combined radium-226 and radium-228, uranium, gross alpha particle activity, and beta particle and photon radioactivity.

Table I.-

BAT for Combined Radium-226 and Radium-228, Uranium, Gross Alpha Particle Activity, and Beta Particle and Photon Radioactivity:

Contaminant	BAT
1. Combined radium-226 and radium-228.	1. Ion exchange, reverse osmosis, lime softening.
2. Uranium.	2. Ion exchange, reverse osmosis, lime softening, coagulation/ filtration.
3. Gross alpha particle activity (excluding Radon and Uranium).	3. Reverse osmosis.
4. Beta particle and photon radioactivity.	4. Ion exchange, reverse osmosis.

Small systems compliance technologies list for radionuclides.

Table II.-

List of Small Systems Compliance Technologies for Radionuclides and Limitations to Use:

Unit technologies	Limitations (see footnotes) ¹	Operator Skill Level required ²	Raw water quality range and considerations. ²
1. Ion exchange (IE).	(a)	Intermediate.	All ground waters.
2. Point of use (POU ³) IE.	(b)	Basic.	All ground waters.
3. Reverse osmosis (RO).	(c)	Advanced.	Surface waters usually require pre-filtration.
4. POU ³ RO.	(b)	Basic.	Surface waters usually require pre-filtration.
5. Lime softening.	(d)	Advanced.	All waters.
6. Green sand filtration.	(e)	Basic.	All waters.
7. Co-precipitation with Barium sulfate.	(f)	Intermediate to Advanced.	Ground waters with suitable water quality.
8. Electrodialysis/Electrodialysis Reversal.	::	Basic to Intermediate.	All ground waters.
9. Pre-formed hydrous Manganese oxide.	(g)	Intermediate.	All ground waters.
10. Activated alumina.	(a), (h)	Advanced.	All ground waters; competing anion concentrations may affect regeneration frequency.
11. Enhanced coagulation/ filtration.	(i)	Advanced.	Can treat a wide range of water qualities.

¹Limitations Footnotes: Technologies for Radionuclides:

- a. ~~The regeneration solution contains high concentrations of the contaminant ions. Disposal options should be carefully considered before choosing this technology.~~
- b. ~~When POU devices are used for compliance, programs for long-term operation, maintenance, and monitoring must be provided by water utility to ensure proper performance.~~
- c. ~~Reject water disposal options should be carefully considered before choosing this technology. See other RO limitations described in the SWTR Compliance Technologies Table.~~
- d. ~~The combination of variable source water quality and the complexity of the water chemistry involved may make this technology too complex for small surface water systems.~~
- e. ~~Removal efficiencies can vary depending on water quality.~~
- f. ~~This technology may be very limited in application to small systems. Since the process requires static mixing, detention basins, and filtration, it is most applicable to systems with sufficiently high sulfate levels that already have a suitable filtration treatment train in place.~~
- g. ~~This technology is most applicable to small systems that already have filtration in place.~~
- h. ~~Handling of chemicals required during regeneration and pH adjustment may be too difficult for small systems without an adequately trained operator.~~
- i. ~~Assumes modification to a coagulation/filtration process already in place.~~

²National Research Council (NRC). Safe Water from Every Tap: Improving Water Service to Small Communities. National Academy Press. Washington, D.C. 1997.

³A POU, or "point-of-use" technology is a treatment device installed at a single tap used for the purpose of reducing contaminants in drinking water at that one tap. POU devices are typically installed at the kitchen tap. See the April 21, 2000, NODA for more details.

Table III-
Compliance Technologies by System Size Category for Radionuclide NPDWR's.

Contaminant	Compliance technologies ⁴ for system size categories (population served)		
	25—500	501—3,300	3,300—10,000
1. Combined radium-226 and radium-228.	1, 2, 3, 4, 5, 6, 7, 8, 9.	1, 2, 3, 4, 5, 6, 7, 8, 9.	1, 2, 3, 4, 5, 6, 7, 8, 9.
2. Gross alpha particle activity.	3,4.	3,4.	3,4.
3. Beta particle activity and photon activity.	1, 2, 3, 4, 1, 2, 4, 10, 11.	1, 2, 3, 4.	1, 2, 3, 4.
4. Uranium.	-	1, 2, 3, 4, 5, 10, 11.	1, 2, 3, 4, 5, 10, 11.

Note: ⁴ Numbers correspond to those technologies found listed in Table II.

DOCUMENTS INCORPORATED BY REFERENCE (12VAC5-590)

"Maximum Permissible Body Burdens and Maximum Permissible Concentration of Radionuclides in Air or Water for Occupational Exposure," National Bureau of Standards Handbook 69.

Standard Methods for the Examination of Water and Wastewater, 18th edition, American Public Health Association, American Waterworks Association, and Water Pollution Control Federation, 1992, 23rd Edition, 2017, American Water Works Association/American Public Works Association/Water Environment Federation.

ANSI/NSF Standard for Drinking Water Treatment System Components, ANSI/NSF 61, American National Standard Institute, November, 1994.

AWWA Standard for American National Standard for Cement-Mortar Lining for Ductile-Iron Pipe and Fittings for Water, C-104, American Waterworks Association.

AWWA Standard for American National Standard for Polyethylene Encasement for Ductile-Iron Pipe and Fittings for Water, C-105, American Waterworks Association.

AWWA Standard for American National Standard for Ductile-Iron and Gray-Iron Fittings 3-Inch Through 48-Inch for Water, C-110, American Waterworks Association.

AWWA Standard for American National Standard for Rubber-Gasket Joints for Ductile-Iron Pressure Pipe and Fittings, C-111, American Waterworks Association.

AWWA Standard for American National Standard for Flanged Ductile-Iron Pipe with Threaded Flanges, C-115, American Waterworks Association.

AWWA Standard for American National Standard for the Thickness Design of Ductile-Iron Pipe, C-150, American Waterworks

Association:

~~AWWA Standard for American National Standard for Ductile-Iron Pipe, Centrifugally Cast, for Water or Other Liquids, C-151, American Waterworks Association:~~

~~AWWA Standard for American National Standard for Ductile-Iron Pipe, Compact Fittings, 3 Inch Through 16 Inch, for Water and Other Liquids, C-153, American Waterworks Association:~~

~~AWWA Standard for Steel Water Pipe, 6 Inch and Larger, C-200, American Waterworks Association:~~

~~AWWA Standard for Coal-Tar Protective Coatings and Linings for Steel Water Pipelines—Enamel and Tape-Hot Applied, C-203, American Waterworks Association:~~

~~AWWA Standard for Cement-Mortar Protective Lining and Coating for Steel Water Pipe 4 Inch and Larger-Shop Applied, C-205, American Waterworks Association:~~

~~AWWA Standard for Field Welding of Steel Water Pipe, C-206, American Waterworks Association:~~

~~AWWA Standard for Steel Pipe Flanges for Waterworks Service-4 Inch and Larger-Shop Applied, C-207, American Waterworks Association:~~

~~AWWA Standard for Dimensions for Fabricated Steel Water Pipe Fittings, C-208, American Waterworks Association:~~

~~AWWA Standards for Cold-Applied Coatings for the Exterior of Special Sections, Connections, and Fittings for Steel Water Pipelines, C-209, American Waterworks Association:~~

~~AWWA Standard for Liquid-Epoxy Coating Systems for the Interior and Exterior of Steel Water Pipelines, C-210, American Waterworks Association:~~

~~AWWA Standard for Fusion-Bonded Epoxy Coating for the Interior and Exterior of Steel Water Pipelines, C-213, American Waterworks Association:~~

~~AWWA Standards for Tape Coating Systems for the Exterior of Steel Water Pipelines, C-214, American Waterworks Association:~~

~~AWWA Standard for Extruded Polyolefin Coatings for the Exterior of Steel Water Pipelines, C-215, American Waterworks Association:~~

~~AWWA Standard for Cross-Linked Polyolefin Coatings for the Exterior of Special Sections, Connections, and Fittings for Buried Steel Water Pipelines, C-216, American Waterworks Association:~~

~~AWWA Standard for Cold-Applied Petrolatum Tape and Petroleum Wax Tape Coatings for the Exterior of Special Sections, Connections, and Fittings for Buried Steel Water Pipelines, C-217, American Waterworks Association:~~

~~AWWA Standard for Coating the Exterior of Aboveground Steel Water Pipelines and Fittings, C-218, American Waterworks Association:~~

~~AWWA Standard for Bolted, Sleeve-Type Couplings for Plain-End Pipe, C-219, American Waterworks Association:~~

~~AWWA Standard for Stainless Steel Pipe, 4 Inch and Larger, C-220, American Waterworks Association:~~

~~AWWA Standard for Reinforced Concrete Pressure Pipe, Steel-Cylinder Type, for Water and Other Liquids, C-300, American Waterworks Association:~~

~~AWWA Standard for Prestressed Concrete Pressure Pipe, Steel-Cylinder Type, for Water and Other Liquids, C-301, American Waterworks Association:~~

~~AWWA Standard for Reinforced Concrete Pressure Pipe, Noncylinder Type, for Water and Other Liquids, C-302, American Waterworks Association:~~

~~AWWA Standard for Reinforced Concrete Pressure Pipe, Noncylinder Type, Pretensioned, for Water and Other Liquids, C-303, American Waterworks Association:~~

~~AWWA Standard for Design of Prestressed Concrete Cylinder Pipe, C-304, American Waterworks Association:~~

~~AWWA Standard for the Selection of Asbestos-Cement Transmission and Feeder Main Pipe, C-403, American Waterworks Association:~~

~~AWWA Standard for Cement-Mortar Lining of Water Pipelines-4 Inch (1000 mm) and Larger-In Place, C-602, American Waterworks Association:~~

~~AWWA Standard for Underground Service Line Valves and Fittings, C-800, American Waterworks Association:~~

~~AWWA Standard for Polyvinyl Chloride Pressure Pipe, 4 Inch Through 12 Inch for Water Distribution, C-900, American Waterworks Association:~~

~~AWWA Standard for Polybutylene Pressure Pipe and Tubings, 1/2 Inch Through 3 Inch, for Water Service, C-902, American Waterworks Association:~~

~~AWWA Standard for Polyethylene Pressure Pipe and Fittings, 4 Inch Through 63 Inch, for Water Distribution, C-906, American Waterworks Association:~~

~~AWWA Standard for Polyethylene Pressure Pipe and Tubing, 1/2 Inch Through 3 Inch, for Water Service, C-901, American Waterworks Association:~~

~~AWWA Standard for Polyvinyl Chloride Water Transmission Pipe, Nominal Diameters 14 Inch Through 36 Inch, C-905, American Waterworks Association:~~

~~AWWA Standard for Polyvinyl Chloride Pressure Fittings, 4 Inch Through 8 Inch, C-907, American Waterworks Association.~~

~~AWWA Standard for Fiberglass Pressure Pipe, C-950, American Waterworks Association.~~

~~AWWA Standard for Asbestos-Cement Pressure Pipe, 4 Inch Through 16 Inch, for Water Distribution Systems, C-400, American Waterworks Association.~~

~~AWWA Standard for Selection of Asbestos-Cement Pressure Pipe, 4 Inch Through 16 Inch, for Water Distribution Systems, C-401, American Waterworks Association.~~

~~AWWA Standard for Asbestos-Cement Transmission Pipe, 18 Inch Through 42 Inch, for Potable Water and Other Liquids, C-402, American Waterworks Association.~~

~~AWWA Standard for Installation of Ductile-Iron Pipe and Their Appurtenances, C-600, American Waterworks Association.~~

~~AWWA Standard for Installation of Asbestos-Cement Pressure Pipe, C-603, American Waterworks Association.~~

~~AWWA Standard for Grooved and Shouldered Joints, C-606, American Waterworks Association.~~

~~AWWA Standard for Disinfecting Water Mains, C-651, American Waterworks Association.~~

~~Control of Communicable Diseases in Man, 15 edition, American Public Health Association, 1990.~~

~~2017 ASME Boiler and Pressure Vessel Code (BPVC), American Society of Mechanical Engineers, Two Park Avenue, New York, NY 10016-5990.~~

American Water Works Association, 666 W. Quincy Avenue, Denver, CO 80235:

AWWA Standard, ANSI/AWWA C600-10, Installation of Ductile-Iron Mains and Their Appurtenances, Nov 1, 2010.

AWWA Standard, ANSI/AWWA C604-17, Installation of Buried Steel Water Pipe – 4 In. (100 mm) and Larger, Aug 1, 2017.

AWWA Standard, ANSI/AWWA C605-13, Underground Installation of Polyvinyl Chloride (PVC) and Molecularly Oriented Polyvinyl Chloride (PVCO) Pressure Pipe and Fittings, Feb 1, 2014.

AWWA Standard, ANSI/AWWA C651-14, Disinfecting Water Mains, Feb 1, 2015.

AWWA Standard, ANSI/AWWA C652-11, Disinfection of Water-Storage Facilities, Oct 1, 2011.

AWWA Standard, ANSI/AWWA C653-13, Disinfection of Water Treatment Plants, Dec 1, 2013.

AWWA Standard, ANSI/AWWA C654-13, Disinfection of Wells, Jul 1, 2013.

AWWA Standard, ANSI/AWWA D100-11, Welded Carbon Steel Tanks for Water Storage, July 1, 2011.

AWWA Standard, ANSI/AWWA D102-14, Coating Steel Water-Storage Tanks, Nov 1, 2014.

AWWA Standard, ANSI/AWWA D103-09, Factory-Coated Bolted Carbon Steel Tanks for Water Storage, Nov 1, 2009.

AWWA Standard, ANSI/AWWA D104-11, Automatically Controlled, Impressed-Current Cathodic Protection for the Interior Submerged Surfaces of Steel Water Storage Tanks, Mar 1, 2011.

AWWA Standard, ANSI/AWWA D106-16, Sacrificial Anode Cathodic Protection Systems for the Interior Submerged Surfaces of Steel Water Storage Tanks, Jun 1, 2016.

AWWA Standard, ANSI/AWWA D107-16, Composite Elevated Tanks for Water Storage, Jan 1, 2017.

AWWA Standard, ANSI/AWWA D108-10, Aluminum Dome Roofs for Water Storage Facilities, Jun 1, 2010.

AWWA Standard, ANSI/AWWA D110-13, Wire- and Strand-Wound, Circular, Prestressed Concrete Water Tanks, Dec. 1, 2013.

AWWA Standard, ANSI/AWWA D115-06, Tendon-Prestressed Concrete Water Tanks, Sept. 1, 2006.

AWWA Standard, ANSI/AWWA D120-09, Thermosetting Fiberglass-Reinforced Plastic Tanks, Oct. 1, 2009.

AWWA Standard, ANSI/AWWA D121-12, Bolted Aboveground Thermosetting Fiberglass-Reinforced Plastic Panel-Type Tanks for Water Storage, Jun 1, 2012.

ANSI/AWWA D121a-14, Addendum to ANSI/AWWA D121-12, March 1, 2014.



November 29, 2017

BY ELECTRONIC MAIL

Mr. Bennett Ragnauth
Virginia Department of Health
109 Governor Street
Richmond, Virginia 23219
Bennett.ragnauth@vdh.virginia.gov

Mr. Robert A. K. Payne
Virginia Department of Health
109 Governor Street
Richmond, Virginia 23219
rob.payne@vdh.virginia.gov

Re: NOIRA: 12 VAC 5-590 Waterworks Regulations

Dear Mr. Ragnauth and Mr. Payne:

I am writing on behalf of Mission H₂O to provide comments on the above-referenced Notice of Intended Regulatory Action (NOIRA), published in the Virginia Register on October 30, 2017 (34 Va. Register 508). I have also reviewed the Agency Statement provided on the Virginia Regulatory Town Hall. These comments are provided within the public comment period, which runs through November 29, 2017.

Mission H₂O is an informal stakeholder group focused on the management of Virginia's water resources and, in particular, developments affecting water supply and water availability. We have a broad membership that ranges from municipal water providers to manufacturers to agricultural operations and water supply professionals. The NOIRA directly affects our members that own and operate municipal waterworks. It also raises broader issues of interest to all of our members.

Our members are particularly interested in the proposed changes to Part II of the regulation, described in the NOIRA as "changes to source water quality and availability due to increased water demands, and new state law and regulations governing source water supply planning and withdrawal." 34 Va. Register 508. Additionally, the Agency Statement provides that Part II will "revise and clarify the procedure for determining surface water influence on groundwater sources."

Mission H₂O has been actively involved in the recent studies ordered by the General Assembly to review Virginia's water resource management programs, and the Eastern Virginia Groundwater Management Area. Many of these topics are relevant to the topics identified in the NOIRA and the Agency Statement.



Additionally, Mission H₂O has been engaged in discussions with the Department of Health and the Department of Environmental Quality regarding the definition and use of the term “safe yield.” We understand that the amendments to the Waterworks Regulations may include changes to the safe yield provisions. Such changes have implications that go beyond the Waterworks Regulations, and require careful scrutiny and understanding. Several of our members participated in the regulatory advisory panel that met prior to the issuance of the NOIRA and have asked that Mission H₂O take a more active role on this regulation now that it is moving into the formal regulatory process.

For all of these reasons, Mission H₂O is interested in participating in the Regulatory Advisory Panel (RAP) for these regulatory amendments. Mission H₂O nominates Dean Dickey with the Prince William County Service Authority to serve as its representative on the RAP. Mr. Dickey’s contact information is provided below. Mission H₂O also requests that I be designated as Mr. Dickey’s alternate.

Mr. Dean Dickey
Prince William County Service Authority
Four County Complex Court
Woodbridge, VA 22195
ddickey@pwcsa.org
(703) 335-7900

Mission H₂O looks forward to working with you on the proposed amendments to the Waterworks Regulation. Thank you in advance for considering these comments and our nomination to the RAP.

Sincerely,

Andrea W. Wortzel
Troutman Sanders LLP
1001 Haxall Point
Richmond, VA 23219
(804) 697-1406

cc: Mission H₂O Members



Edelman, Robert <robert.edelman@vdh.virginia.gov>

Draft Waterworks Regulations

1 message

Wortzel, Andrea W . <Andrea.Wortzel@troutmansanders.com>

Tue, Apr 10, 2018 at 4:30 PM

To: "Robert.Edelman@vdh.virginia.gov" <Robert.Edelman@vdh.virginia.gov>

Cc: "Payne, Robert" <robert.payne@vdh.virginia.gov>, "Roadcap, Dwayne (VDH)" <Dwayne.Roadcap@vdh.virginia.gov>, "Dean E. Dickey" <ddickey@pwcsa.org>

Robert,

I am writing on behalf of Mission H2O to provide comments on the draft waterworks regulations. In accordance with the Notice of Intended Regulatory Action issued last fall, Mission H2O provided comment and requested to participate on the Regulatory Advisory Panel for this regulation. We received an email suggesting, albeit in an unclear manner, that the Waterworks Advisory Committee may serve as the RAP. Mission H2O objects to this approach, and notes that the entire process for amending this regulation has been confusing, inconsistent, and lacking in a legitimate opportunity for direct representation and participation. Mission H2O has several major municipal water providers within its membership. Our organization selected Dean Dickey with the Prince William Service Authority to serve as the Mission H2O representative on the RAP to provide our collective input onto the regulatory changes being considered. It is disappointing that once again the process has changed and instead of a RAP, the WAC will consider the changes.

Several of our individual members will be providing comment by separate email. Mission H2O supports the comments of our members, and in particular the detailed comments provided by Fairfax Water.

In addition to the more detailed comments provided by our individual members, Mission H2O collectively has concerns with the removal of the reference to safe yield from the draft waterworks regulation (see Sections VAC 5-590-200 12 VAC 5-590-830). There is a long and complicated history surrounding the use of the term "safe yield" and how it is calculated. Removing these references could have significant implications and unintended consequences. This term is used in regulatory guidance and its removal could create significant confusion. Moreover, such changes are not necessary to bring Virginia's regulations into compliance with the Safe Drinking Water Act or any other statutory requirement. To the extent there is further discussion on this issue, or a subgroup formed on this topic, Mission H2O respectfully requests that Dean Dickey be included in that group as Mission H2O's representative.

Thank you for your time and attention to these comments.

Sincerely,

Andrea

Andrea W. Wortzel

Direct: 804.697.1406

andrea.wortzel@troutman.com**troutman sanders**

1001 Haxall Point, Suite 1500

Richmond, VA 23219

troutman.com

□ □

This e-mail message (and any attachments) from Troutman Sanders LLP may contain legally privileged and confidential information solely for the use of the intended recipient. If you received this message in error, please delete the message and notify the sender. Any unauthorized reading, distribution, copying, or other use of this message (and attachments) is strictly prohibited.

Attachment A

deficiencies have been corrected or eliminated to the satisfaction of the purveyor.

12VAC5-590-610. Containment policy of backflow.

is applied in lieu of containment.

A. An approved backflow prevention device ~~Backflow prevention assemblies or backflow elimination methods~~ shall be installed (i) ~~at each~~ the service connection to a consumer's water system where, in the judgment of the water purveyor or the division, a health, pollution, or system hazard to the waterworks exists. B. When, as a matter of practicality, the backflow prevention device cannot be installed at the service connection, the device may be ~~or~~ (ii) located downstream of the service connection but prior to any unprotected takeoffs, ~~unless point-of-use isolation protection is provided using appropriate backflow prevention assemblies or backflow elimination methods complying with the USBC.~~

~~GB.~~ A backflow prevention device ~~assembly or backflow elimination method~~ shall be installed at each service connection to a consumer's water system serving premises where the following conditions exist:

- ~~1. Premises on which any A substance is handled in such a manner as to create an actual or potential hazard to a waterworks, (this shall include premises having sources or systems containing including process fluids or used waters originating from a waterworks which are no longer under the control of the water purveyor) connected to the consumer's water supply system;~~
- ~~2. Premises having There exists internal cross connections that, in the judgment of the water purveyor owner or the division commissioner, may not be easily correctable or have intricate or complex plumbing arrangements which that make it impracticable to determine whether or not cross connections exist;~~
- ~~3. Premises where, because of There are security requirements or other prohibitions or restrictions, it is impossible or impractical to make a complete cross connection survey that prevent the assessment of all potential cross connections that may impair the quality of the water delivered;~~
- ~~4. Premises having There is a repeated history of cross connections being established or reestablished;~~
- ~~5. Premises having fire protection systems utilizing combinations of sprinklers, fire loops, storage tanks, pumps, antifreeze protection, or auxiliary water sources including siamese connections (fire loops and sprinkler systems with openings not subject to flooding, and containing no antifreeze or other chemicals, no separate fire protection storage, or auxiliary sources, will not normally require backflow prevention); and~~
- ~~5. There are fire protection systems, lawn sprinkler systems, or irrigation systems that are connected directly to the waterworks with a separate service connection;~~
- ~~6. Other premises specified by the division or the purveyor when cause can be shown that a potential cross connection hazard not enumerated above exists.~~

~~D.~~ Premises ~~C.~~ The owner shall ensure that premises having booster pumps or fire pumps connected to the waterworks shall be equipped with a low pressure regulating or cutoff device to shut off the booster pump when the pressure in the waterworks drops to a minimum of 10 psi gauge ~~control devices to prevent a reduction of pump suction line pressure to less than 20 psig.~~

E. An approved ~~D.~~ A backflow prevention device ~~assembly or backflow elimination method~~ shall be installed at each service connection to a consumer's water system serving, but not necessarily limited to, ~~monitored at~~ the following types of facilities:

1. Hospitals, mortuaries, clinics, veterinary establishments, nursing homes, and medical buildings;
2. Laboratories;
3. Piers, docks, and waterfront facilities;
4. Sewage treatment plants, sewage pumping stations, or storm water pumping stations;
5. Food and beverage processing plants;
6. Chemical plants, dyeing plants and pharmaceutical plants;
7. Metal plating industries;
8. Petroleum or natural gas processing or storage plants;
9. Radioactive materials processing plants or nuclear reactors;
10. Car washes and laundries;
11. Lawn sprinkler systems, and irrigation systems;
12. Fire service systems;

installed and

the consumer's water supply system is not intricate or complex and

~~11.~~ Buildings with commercial, industrial, or institutional occupants served through a master meter;

~~12.~~ Slaughter houses and poultry processing plants;

~~13.~~ Farms where the water is used for other than household purposes;

~~14.~~ Commercial greenhouses and nurseries;

~~15.~~ Health clubs with swimming pools, therapeutic baths, hot tubs, or saunas;

~~16.~~ Paper and paper products plants and printing plants;

~~17.~~ Pesticide or exterminating companies and their vehicles with storage or mixing tanks;

~~18.~~ Lawn care companies and their vehicles with storage or mixing tanks;

19. Schools or colleges with laboratory facilities; and

From RAP Draft 2-06-15

5. The owner shall promptly take or cause corrective action, including discontinuing or refusing water service to the consumer, to ensure that the waterworks is adequately protected at all times from cross connections and backflow if any of the following conditions occur:

- a. A required backflow prevention assembly is not installed, tested, and maintained in accordance with the applicable sections of this chapter;
- b. A required backflow prevention assembly has been removed or bypassed;
- c. An unprotected or inadequately protected cross connections are known to exist on the premises and the owner has determined that there is inadequate backflow prevention at the service connection.

6. The owner shall maintain an inventory of all assemblies, methods, and devices required and installed under 12VAC5-590-610.

7. The owner shall maintain records related to the CCCP implementation, and any other records required by the commissioner for a minimum of ten years.

8. In the event of backflow of pollution or contamination into the waterworks, the owner shall promptly take or cause corrective action to confine and eliminate the pollution or contamination. The owner shall report to the appropriate ODW field office in the most expeditious manner when backflow occurs and shall submit a written report by the 10th day of the month following the month during which backflow occurred addressing the incident, its causes and effects, and safeguards required or other action taken.

12VAC5-590-610. Containment of backflow.

A. Backflow prevention assemblies or backflow elimination methods shall be installed (1) at the service connection (as defined in 12VAC5-590-10) to a consumer's water supply system or (2) located downstream of the service connection but prior to any unprotected takeoffs.

B. Where the consumer's water supply system is not intricate or complex and where actual or potential cross connection hazards can be eliminated or reduced, point-of-use isolation protection by application of appropriate backflow prevention assemblies or devices or backflow elimination methods, complying with the USBC, may be applied in lieu of containment.

C. A backflow prevention assembly or backflow prevention method shall be installed where the following conditions exist:

- 1. Any substance is handled in a manner as to create an actual or potential hazard to a waterworks, and shall include premises having systems containing process fluids or used waters connected to the consumer's water supply system.
- 2. There exist internal cross connections that, in the judgment of the owner or the commissioner, may not be easily correctable or have intricate plumbing arrangements that make it impracticable to determine whether or not cross connections exist.
- 3. There are security requirements or other prohibitions or restrictions that make it impossible or impractical to assess all cross connections having potential for impairing the quality of the water as delivered.
- 4. There is a repeated history of cross connections being established or reestablished;
- 5. There are fire protection systems, lawn sprinkler systems, or irrigations systems that are connected directly to the waterworks with a separate service connection.
- 6. There are frost-free yard hydrants, outdoor drinking fountains or other appurtenances with below-grade weep holes subject to contamination that are connected directly to the waterworks with a separate service connection.

not in current draft

April 13, 2018 – Waterworks Advisory Committee Meeting

Thank you for the opportunity to comment. My name is Greg Prelewicz and I serve as the Manager of Planning at Fairfax Water. Fairfax Water is a public, non-profit authority AND is the largest water utility (waterworks) in the Commonwealth of Virginia, providing drinking water to 1 out of every 4 Virginians.

Fairfax Water recognizes the important need to update Virginia's waterworks regulations, which serve a vital role in protecting the public health, safety and welfare of residents and businesses across the Commonwealth. Fairfax Water welcomes the opportunity to participate in the process of revising the waterworks regulations. We participated in the original RAP that discussed potential changes in 2014 and it is our understanding that entities outside of the WAC will have the opportunity to provide input on the draft changes during this current effort. Fairfax Water would like to participate in the proposed waterworks regulation changes to the greatest extent that we are provided such opportunities to do so.

Fairfax Water has provided some preliminary comments on the most recent draft to Mr. Edelman earlier this week. However, I wanted to take the opportunity to highlight one proposed change (in particular) that warrants careful consideration during this process. The draft language that has been circulated in advance of this meeting proposes to eliminate the existing regulations in 12VAC5-590-830, the section titled "Surface Water Sources". VDH and the WAC need to carefully consider the importance of this section to waterworks across the Commonwealth. In 2016, the State Water Control Board rejected a proposed definition of "public water supply safe yield" in language that was proposed in parts of the Administrative Code administered by Virginia DEQ. The [unadopted] language, proposed at 9VAC 25-210-300, attempted to supersede the existing waterworks regulations on surface water supply sources. The existing language at 12VAC5-590-830 is required to provide clarity to waterworks across the Commonwealth and has well-served the Commonwealth for many decades. There are no federal requirements [mandates] or any other changes to state (legislative) Code that would mandate the need for any change to this section. Further, VDH has not adequately determined the impact on waterworks across the commonwealth of eliminating this section from the regulations. While there has been language added to the Administrative Code related to water supply planning in the last 10-15 years (mid 2000s) - regulations that are administered by Virginia DEQ - the fact remains that VDH has had (for many decades and continues to have) a CLEAR and VITAL role and responsibility for certain water supply related activities. This role is articulated in the Code of Virginia at Section 32.1-172 (and elsewhere in the Code) and is VITALLY important to the citizens of the Commonwealth served by many waterworks, including Fairfax Water. For these reasons, we strongly urge VDH to retain the existing language (in Section 830 of the waterworks regulations) "as-is" in its current form - without any changes.

Once again, we look forward to the opportunity to participate in the process to the extent that we are provided such opportunities. Thank you.



Edelman, Robert <robert.edelman@vdh.virginia.gov>

Lunch for WAC/RAP Meeting April 13

Mark Estes <mestes@hcsa.us>

Tue, Apr 10, 2018 at 3:04 PM

To: "Sullivan, Sherri" <sherri.sullivan@vdh.virginia.gov>

Cc: Robert.Edelman@vdh.virginia.gov, "Roadcap, Dwayne (VDH)" <Dwayne.Roadcap@vdh.virginia.gov>

Hi Sherri,

I am sorry, I will not be able to attend the meeting on Friday.

My only comments may be questions:

Would any definition changes be in conflict with EPA definitions and if so, the potential impact?

Keep the cross-connection regulation changes technically consistent with the USBC in relation to standards; ie; USC & ASSE... housekeeping and simple clarification. We do not need to reduce or sacrifice health and safety. Will a re-write require local jurisdictions to rescind current waterworks regulation language for existing local ordinances and require the need to adopt new language and/or verbiage?

Hope you have a great and productive meeting.

Thanks,

mark

Mark S. Estes | Executive Director

Halifax County Service Authority

"All the water that will ever be, is right now"

4/11/2018

Commonwealth of Virginia Mail - Lunch for WAC/RAP Meeting April 13

This Communication may be a privileged and confidential communication. If you are not the intended recipient, please advise the sender and then delete or destroy the message without reading, copying or disclosing the content of this email message.

From: Sullivan, Sherri [mailto:sherri.sullivan@vdh.virginia.gov]

Sent: Wednesday, April 04, 2018 11:31 AM

To: undisclosed-recipients:

Subject: Lunch for WAC/RAP Meeting April 13

[Quoted text hidden]



Edelman, Robert <robert.edelman@vdh.virginia.gov>

Draft Waterworks Regulation

1 message

Cronin, Roger <rcronin@greeley-hansen.com>
To: "Robert.Edelman@vdh.virginia.gov" <Robert.Edelman@vdh.virginia.gov>

Tue, Apr 10, 2018 at 10:46 AM

Robert:

Attachment A includes comments and proposed changes to 12VAC5-590-610, Containment of Backflow. The current drafts would appear to allow waterwork owners the option of not having a "Containment" type CCCP, if point-of-use "Isolation" is provided as required by the USBC. Since all consumer's premise piping is required by the USBC to have point-of-use "Isolation," then the waterworks owner would not need to provide the addition "Containment" backflow protection and could elect to not continue their existing CCCP which are very costly.

I do not expect that the intent of this draft text was to allow waterwork owners the option of not having a CCCP. In the 2014 RAP this option was discussed and the 11/25/15 draft (Attachment B) included additional requirement that "Point-of-Use Isolation" could only be used in the lieu of "Containment" when a consumer's premise water system are not "Intricate or Complex."


If you have any questions or need additional information, please give me a call.


Roger Cronin, PE

WAC Member

(804) 204-2413

2 attachments

 Attachment A.pdf
131K

 Attachment B.pdf
138K



Edelman, Robert <robert.edelman@vdh.virginia.gov>

Proposed Revisions of the Water Works Regulations

Steven Edgemon <sedgemon@fairfaxwater.org>
To: "Robert.Edelman@vdh.virginia.gov" <Robert.Edelman@vdh.virginia.gov>

Wed, Apr 11, 2018 at 3:39 PM

Bob,

Hope all is going well. Attached please find Fairfax Water's comments on the subject. My apologies for this getting to you a day late, but we had a glitch in our system that was just picked up this afternoon.

Steve

Steven T. Edgemon

Deputy General Manager

Fairfax Water

sedgemon@fairfaxwater.org

703.289.6012



Copy of WW Regs Comments 04 10 2018 (003).xlsx
14K