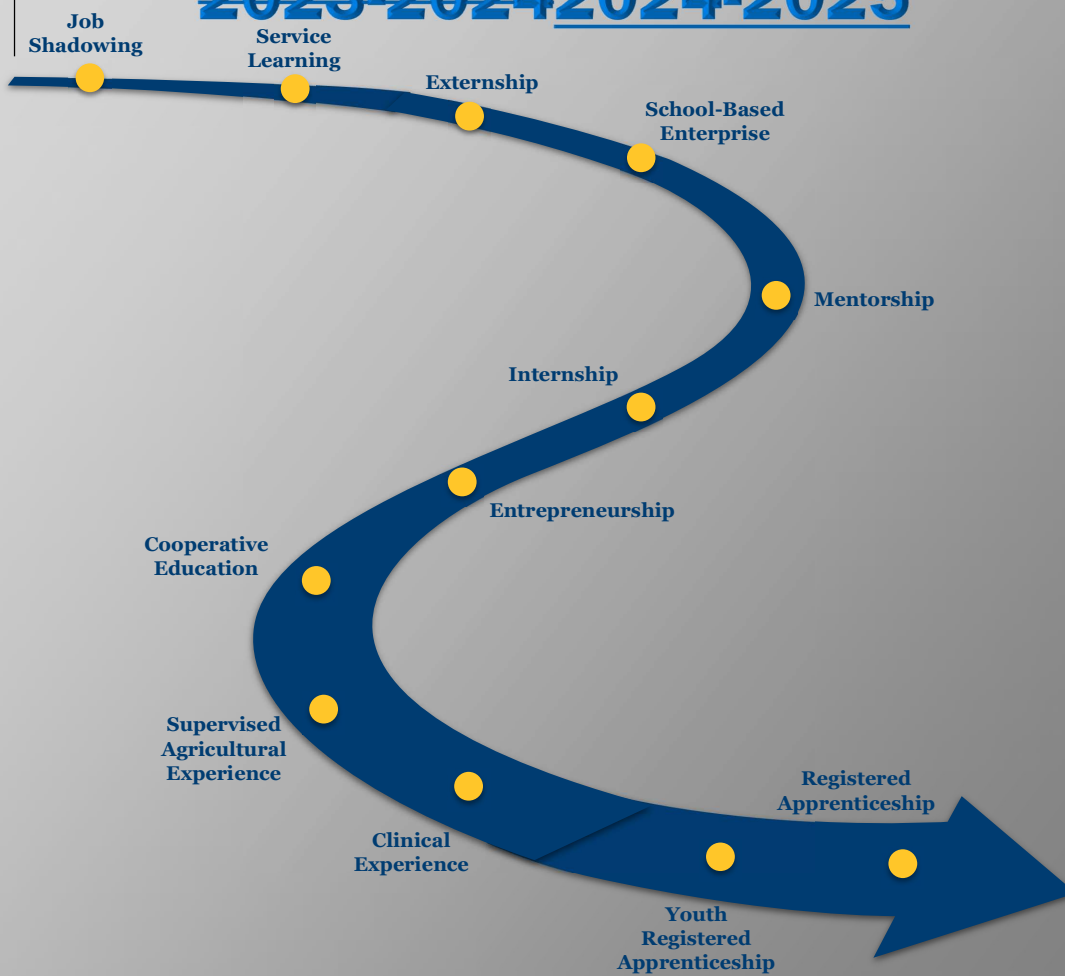


CAREER AND TECHNICAL EDUCATION High-Quality Work-Based Learning Guide

2023-2024 **2024-2025**



CAREER AND TECHNICAL EDUCATION

High-Quality Work-Based Learning Guide 2024-2025



Career and Technical Education

High-Quality Work-Based Learning Guide

Office of Career, Technical, and Adult Education
Virginia Department of Education
P.O. Box 2120
Richmond, VA 23218-2120

Edited and produced by
CTE Resource Center
2002 Bremo Road, Lower Level
Henrico, VA 23226
Phone: (804)-673-3778
Fax: (804)-673-3798
~~Web address:~~ www.cteresource.org/

Copyright © 2014, 2019, 2020, 2022, 2023, [2024](#)

The Career and Technical Education (~~CTE~~) High-Quality Work-Based Learning ([HQWBL](#)) roadmap used, with permission, for the guide cover and sections is an adaptation of a roadmap originally created by *Chesterfield County Public Schools, Department of Career and Technical Education, Work-Based Learning Section, Career Experience Consultants Team.*

The Virginia ~~CTE~~ [Career and Technical Education](#) High-Quality Work-Based Learning tagline (Explore · Connect · Succeed) was created by Ibaadullah Hassan, a former Graphic Communications student from [the Academies of Loudoun, Loudoun County Public Schools](#).

[VDOE does not discriminate on the basis of race, sex, color, national origin, religion, sexual orientation, gender identity, age, political affiliation or against otherwise qualified persons with disabilities. The policy permits appropriate employment preferences for veterans and specifically prohibits discrimination against veterans. The following position has been designated to handle inquiries regarding VDOE's non-discrimination policies:](#)

[Director of Human Resources](#) Assistant Superintendent of Human Resources
[Virginia Department of Education](#)
[P. O. Box 2120](#)
[Richmond, Virginia 23218-2120](#)
[Telephone: \(804\) 225-2024/8984-7103](#)

[For further information on Federal non-discrimination regulations, contact the Office for Civil Rights at \[OCR.DC@ed.gov\]\(mailto:OCR.DC@ed.gov\) or call 1-800-421-3481.](#)

~~The Virginia Department of Education does not discriminate on the basis of race, color, national origin, sex, disability, or age in its programs and activities and provides equal access to the Boy Scouts and other designated youth groups.~~

~~For further information on notice of non-discrimination, visit <https://oecras.ed.gov/contact-oeer> for the address and phone number of the office that serves your area or call 1-800-421-3481.~~

Last revised in February 2023~~4~~

Table of Contents

Table of Contents	4
Table of Contents	54
List of Abbreviations	99
Updates to the 2023-2024 Career and Technical Education High-Quality Work-Based Learning Guide	124
General Information.....	19
Connecting CTE High-Quality Work-Based Learning to Virginia’s 5 C’s.....	21
Graduation Requirements.....	22
Students with Disabilities.....	23
English Learners.....	27
Federal and State Labor Regulations	28
Coordination of Career and Technical Education High-Quality Work-Based Learning Experiences	30
Career and Technical Education Work-Based Learning Designee Qualifications	30
Promoting the Career and Technical Education High-Quality Work-Based Learning Experience.....	31
CTE High-Quality Work-Based Learning Employer Participation Form.....	34
CTE High-Quality Work-Based Learning Workplace Evaluation Checklist	34
CTE High-Quality Work-Based Learning Training Agreement.....	34
CTE High-Quality Work-Based Learning Training Plan	35
CTE High-Quality Work-Based Learning Time Log & Wage Calculator Template	36
Insurance	37
Procedures followed by the Career and Technical Education Work-Based Learning Designee	38
Career and Technical Education High-Quality Work-Based Learning Opportunities in Virginia.....	39
Job Shadowing.....	41
Job Shadowing At a Glance	43
Establishing a Job Shadowing Experience.....	44
Roles and Timeline for Job Shadowing Implementation	45
Service Learning	47
Service Learning vs. Community Service.....	49
Service-Learning At a Glance	50
Establishing a Service-Learning Experience.....	51

Roles and Timeline for Service-Learning Implementation.....	5343
Externship	5646
Externship At a Glance	5848
Establishing an Externship Experience	5949
Roles and Timeline for Externship Implementation	6050
School-Based Enterprise.....	6252
School-Based Enterprise At a Glance	6454
Establishing a School-Based Enterprise.....	6555
Roles and Timeline for School-Based Enterprise Implementation	6757
Mentorship	6858
Mentorship At a Glance	7060
Establishing a Mentorship Experience.....	7161
Roles and Timeline for Mentorship Implementation	7363
Internship	7565
Internships At a Glance.....	7767
Establishing an Internship Experience	7969
Roles and Timeline for Internship Implementation	8373
Entrepreneurship.....	8777
Entrepreneurship At a Glance	8979
Establishing an Entrepreneurship Experience.....	9080
Roles and Timeline for Entrepreneurship Implementation.....	9282
Cooperative Education.....	9383
Cooperative Education (Co-op) At a Glance	9585
How to Implement a Co-op Education Experience.....	9787
Roles and Timeline for Cooperative Education	10694
Supervised Agricultural Experience	10997
SAE At a Glance	11199
Foundational SAE	115103
Immersion SAE.....	116104
Implementing a Strong SAE Program.....	122110

Clinical Experience.....	127115
Clinical Experience At a Glance	129117
Dental Careers.....	130118
EMT/EMR.....	132119
Nurse Aide.....	140128
Additional Information on Nurse Aide.....	140128
Nursing.....	141129
Additional Information on Nursing.....	142130
Pharmacy Technician.....	145133
Additional Information on Pharmacy Technicians	146134
Radiology.....	150137
Radiologic Technology.....	150137
Respiratory Therapy.....	151138
Surgical Services	152139
Forms	153140
Youth Registered Apprenticeship and Registered Apprenticeship.....	154141
Youth Registered Apprenticeship At a Glance	156143
Registered Apprenticeship At a Glance	159145
Planning and Partnerships Virginia’s Youth Registered Apprenticeship (YRA)	161147
Appendix A: Sample CTE HQWBL Forms	167153
CTE High-Quality Work-Based Learning Employer Participation Form.....	168154
CTE High-Quality Work-Based Learning Workplace Evaluation Checklist	170156
CTE High-Quality Work-Based Learning Student Incident Form	172158
CTE High-Quality Work-Based Learning Training Agreement.....	173159
CTE High-Quality Work-Based Learning Training Plan	178164
CTE High-Quality Work-Based Learning Training Plan (Page 2).....	179165
CTE High-Quality Work-Based Learning Training Plan Evaluation	180166
CTE High-Quality Work-Based Learning Student Reflection	184170
CTE High-Quality Work-Based Learning Employer/Mentor Evaluation	185171
Appendix B: Clinical Forms	186172
Clinical Experience Participation Form for Employers	187173
Clinical Experience Application Form for Students	189175

Clinical Experience Parental Consent Form	191177
Non-Employee Personnel Health Clearance	192178
Clinical Experience Time Log Sheet	194180
Clinical Experience Evaluation for Employers	196182
Clinical Affiliation Agreement.....	197183
EMT Clinical Training Record	203189
Student Permission Form for BLS Students Less than 18	205191
DOLI Guidance to VDOE and School Divisions on CTE High School Pharmacy Technician Training Programs.....	207193
DOLI Background Information for VDOE and School Divisions on CTE High School Pharmacy Technician Training Programs.....	211197
Pharmacy Technician Work Training Written Agreement DocuSign Process.....	215201
Pharmacy Technician Student Work Training Program Written Agreement.....	218204
Pharmacy Clinical Affiliation Agreement.....	223209
Pharmacy Clinical Experience Time Log Sheet.....	230216
Appendix C: Apprenticeship Form	240217
Education/Training Agreement: Virginia Youth Registered Apprenticeship (YRA)	242219
Appendix D: Specific CTE HQWBL Experience Forms	272221
Service-Learning Needs Assessment and Initial Research	273222
Service-Learning Group Project Student List	276224
Service-Learning Project Planning Worksheet	277225
Service-Learning Project Partner Evaluation	280227
Mentorship Independent Study Project Template	282229
Entrepreneurship Business Plan Template	283230
Appendix E: Promotional Resources	285231
At a Glance for Schools	287233
At a Glance for Business	289235
12 CTE High-Quality Work-Based Learning Experiences Roadmap	291237
CTE Resource Center	292238
CTE Career Success Stars	239

List of Abbreviations

Agricultural Experience Tracker (AET)

Agriculture, Food, and Natural Resources (AFNR)

~~Americans with Disabilities Act (ADA)~~

~~Anatomy, Morphology, and Physiology (AMP)~~

~~Bag Valve Mask (BVM)~~

Basic Life Support (BLS)

Career and Technical Education (CTE)

Career and Technical Student Organization (CTSO)

~~Centers for Disease Control (CDC)~~

~~Certified Dental Assistant (CDA)~~

College, Career, and Civic Readiness Indicator (CCCRI)

~~Computed Tomography (CT)~~

Cooperative Education (Co-op)

Dental Assisting National Board (DANB)

~~Department for Aging and Rehabilitative Services (DARS)~~

~~Department of Blind and Vision Impaired (DBVI)~~

~~Division of Rehabilitative Services (DRS)~~

Education Coordinator (EC)

English Learners (EL)

~~Emergency Medical Responder (EMR)~~

~~Emergency Medical Services (EMS)~~

~~Emergency Medical Technician (EMT)~~

Family Education Rights and Privacy Act (FERPA)

Fair Labor Standards Act (FLSA)

High-Quality Work-Based Learning (HQWBL)

Individualized Education Plan (IEP)

~~Infection Control Exam (ICE)~~

~~Job Accommodation Network (JAN)~~
~~Language Instruction Educational Program (LIEP)~~
~~Magnetic Resonance Imaging (MRI)~~
~~Memorandums of Understanding (MOUs)~~
~~National Emergency Medical Services Education Standards (NEMSES)~~
National Registry of Emergency Medical Technicians (NREMT)
~~National Youth Leadership Council (NYLC)~~
Occupational Safety and Health Administration (OSHA)
~~Office of Disability Employment Policy (ODEP)~~
Office of Emergency and Medical Services (OEMS)
On-the-Job Training (OJT)
Personal Identifiable Information (PII)
Personal Protective Equipment (PPE)
Post-Anesthesia Care Unit (PACU)
~~Radiation Health and Safety (RHS)~~
Registered Apprentice (RA)
Related Technical Instruction (RTI)
Safety in Agriculture for Youth (SAY)
School-Based Enterprise (SBE)
~~Small Business Administration (SBA)~~
Social Security Number (SSN)
Supervised Agricultural Experience (SAE)
Telecommunication Devices for the Deaf (TDD)
~~Teletypewriter (TTY)~~
~~Training Program Administration Manual (TPAM)~~
Virginia Department of Education (VDOE)
~~Virginia Department of Health Professions (DHP)~~
Virginia Department of Labor and Industry (VDOLI)
~~Virginia Emergency Medical Services Education Standards (VEMSES)~~

Work-Based Learning (WBL)

Youth Registered Apprenticeship (YRA)

Updates to the 20232024-2025 Career and Technical Education CTE High-Quality Work-Based Learning Guide High- Quality Work-Based Learning Guide

Revisions to Technical Content:

- A. Revised cover with 2024-2025 date added.
- B. Updated the reference to the non-discrimination statement (pgs. 2, 13326, 13729).
- C. New Revised Section Break pages (pgs. 3028, 3533, 4240, 4745, 5250, 5856, 6866, 7270, 8381, 10198, 1231243, 13114039, 1478, 156, 182174, 185177).
- D. Updated the Students with Disabilities section (pgs. 15-19).
- E. Updated the English Learners section (p. 19).
- F. Moved The Federal Family Education Rights and Privacy Act (FERPA) segment from the Students with Disabilities section to an independent section (p. 20).
- G. Moved “Coordination of Career and Technical Education High-Quality Work-Based Learning Experiences” segment from the General section to an independent section (pgs. 21-28).
- H. Changed reference to VDOLI language on the CTE High-Quality Work-Based Learning Training Agreement to reflect the requirements of VA Code Section 40.1-89 (pgs. 25 and 135).
- I. Removed reference to the retention of school records from the Cooperative Education and Internship sections and moved to the “Coordination of Career and Technical Education High-Quality Work-Based Learning Experiences” section (p. 27).
- J. Updated Career and Technical Education High-Quality Work-Based Learning Opportunities in Virginia chart to reflect the experiences that may require training plan documentation as governed by regulations in their respective areas (p. 29).
- K. Added a list of forms for Clinical Experiences to the Clinical At a Glance chart (p. 103).
- L. Updated EMT/EMR segment in the Clinical Experience section (pgs. 105-111).
- M. Updated Pharmacy Technician segment in the Clinical Experience section (pgs. 118-119).
- N. Updated Apprenticeship section by the Virginia Works’ Division of Registered Apprenticeship (pgs. 124-130).
- O. Updated the CTE HQWBL Workplace Evaluation Checklist indicating employer is to provide evidence of employees not on the Virginia State Police Sex Offender Registry (p. 133).
- P. Re-ordered the CTE HQWBL experiences option on the CTE High-Quality Work-Based Learning Training Agreement to reflect the order of the CTE HQWBL Roadmap (p. 135).
- Q. Updated the CTE HQWBL Training Agreement Employer/Mentor section to require the employer to provide evidence that the students will not have direct contact with known registered sex offenders (p. 136).
- R. Updated the CTE HQWBL Training Agreement CTE WBL Designee section to require the employer to provide evidence that all federal and state guidelines regarding child labor are being observed when visiting the workplace (p. 137).
- S. Moved Specific CTE HQWBL Experience forms from Appendix D to Appendix B (pgs. 147-155).

- [T. Updated the Entrepreneurship Business Plan Template \(p. 155\).](#)
- [U. Moved Clinical Forms from Appendix B to Appendix C \(pgs. 156-181\).](#)
- [V. Removed “Part Two \(Department Specific segment” from the Clinical Experience Participation Form for Employers \(p. 149\).](#)

—

[W. Moved Apprenticeship Form from Appendix C to Appendix D \(pgs. 182-184\).](#)

[X. Updated the following promotional resources:](#)

- [a. At a Glance for Schools, Students, and Parents \(p. 186\), and](#)
- [b. At a Glance for Business and Industry Partners \(p. 183\).](#)

[Y. Changed of “CTE WBL coordinator/teacher/point of contact” to “CTE WBL designee” throughout the guide.](#)

[Z. Updated references to “Regional Work-Based Learning Specialist” updated to “Regional Secondary Workforce Development Specialist” throughout the guide.](#)

[AA. ~~Removed spelled out text from within the paragraph throughout the document if abbreviation or acronym is in the List of If abbreviation or acronym is in the List of Abbreviations \(pgs. 9-107-8\), the spelled out text has been removed from the paragraph text throughout this document.~~](#)

New Program Content:

[A. Added “related to the core technical competencies of the CTE course” to the definition of Career and Technical Education High-Quality Work-Based Learning \(p. 13\).](#)

[B. Added hybrid option to the Mentorship experience \(p. 53\).](#)

[C. Added the CTE HQWBL Training Plan as a required form for the Entrepreneurship experience to be consistent with the Career and Technical Education High-Quality Work-Based Learning Opportunities in Virginia chart \(p. 70\).](#)

[D. Added the CTE High-Quality Work-Based Learning Workplace Evaluation Checklist and the CTE High-Quality Work-Based Learning Training Agreement to the required documents needed for the Clinical Experience \(p. 103\).](#)

—[Added Career and Technical Education High-Quality Work-Based Learning Guide edition year to CTE HQWBL Sample and Experience Specific forms in the lower left-hand corner \(pgs. 131-155\).](#)

[E.](#)

[F. Added CTE Career Success Stars in Appendix E: Promotional Resources \(p. 190\).](#)

Deleted Program Content:

[A. Removed the following forms from the Pharmacy Technician At a Glance chart \(p. 113\) and Appendix C \(p. 156\)](#)

- [a. DOLI Guidance to VDOE and School Divisions on CTE High School Pharmacy Technician Training Programs,](#)
- [b. DOLI Background Information for VDOE and School Divisions on CTE High School Pharmacy Technician Training Programs,](#)
- [c. Virginia Department of Labor and Industry Pharmacy Technician Work Training Agreement DocuSign Process, and](#)
- [d. Virginia Department of Labor and Industry \(DOLI\) Pharmacy Technician Student Work Training Program Written Agreement.](#)

[B. Removed the following segments from the Clinical Experience section](#)

- a. Respiratory Therapy
- b. Surgical Technologist

C. Removed reference to ePortfolios with GoogleApps from the Supervised Agricultural Education, Documentation section (p. 97).

Revisions to Technical Content:

- Revised cover with 2024-2025 dated added.
- Updated the reference to the non-discrimination statement (pgs. 2, 133, 137).
- New Section Break pages (pgs. 30, 35, 42, 47, 52, 58, 68, 72, 83, 101, 123, 131, 147, 156, 182, 185).
- Updated to the Students with Disabilities section (pPgs. 15-19).
- Updated to the English Learners section (p. 19).
- Moved The Federal Family Education Rights and Privacy Act (FERPA) moved segment from the Students with Disabilities section segment to an independent section (p. 20).
- Moved “Coordination of Career and Technical Education High Quality Work Based Learning Experiences” segment moved from the General section to an independent section (pgs. 21-28).
- Changed Rreference to VDOLI language on the CTE High Quality Work Based Learning Training Agreement was changed to reflect the requirements of VA Code Section 40.1-89 (pgs. 25 and 135).
- Removed Rreference to the retention of school records was removed from the Cooperative Education and Internship sections and moved to the “Coordination of Career and Technical Education High Quality Work Based Learning Experiences” section (p. 27).
- Updated Career and Technical Education High Quality Work Based Learning Opportunities in Virginia chart updated to reflect the experiences that may require training plan documentation required as governed by regulations in their respective areas (p. 29).
- Added a Llist of forms for Clinical eExperiences added to the Clinical At a Glance chart (p. 103).
- Updated EMT/EMR section segment in the Clinical Experience section updated (pgs. 105-111).
- Updated Pharmacy Technician section segment in the Clinical Experience section updated (pgs. 118-119).
- Updated Apprenticeship section updated by the Virginia Works’ Division of Registered Apprenticeship (pgs. 124-130).
- Updated the CTE HQWBL Workplace Evaluation Checklist indicating employer is to provide evidence of employees not on the Virginia State Police Sex Offender Registry (p. 133).
- Re-ordered the CTE HQWBL experiences option re-ordered on the CTE High Quality Work Based Learning Training Agreement to reflect the order of the CTE HQWBL Roadmap (p. 135).
- Updated the CTE HQWBL Training Agreement Employer/Mentor section that the employer willto require the employer to provide evidence that the students will not have direct contact with known registered sex offenders (p. 136).
- Updated the CTE HQWBL Training Agreement CTE WBL Designee section that the employer willto require the employer to provide evidence that all federal and state guidelines regarding child labor are being observed when visiting the workplace (p. 137).

- Moved Specific CTE HQWBL Experience forms moved from Appendix D to Appendix B (pgs. 147-155).
- Updated the Entrepreneurship Business Plan Template (p. 155).
- Moved Clinical Forms moved from Appendix B to Appendix C (pgs. 156-181).
- Moved Apprenticeship Form moved from Appendix C to Appendix D (pgs. 182-184).
- Updated the following promotional resources:
 - At a Glance for Schools, Students, and Parents (p. 186), and
 - At a Glance for Business and Industry Partners (p. 183).
- Changed of “CTE WBL coordinator/teacher/point of contact” to “CTE WBL designee” throughout this the guide.
- Updated References to “Regional Work Based Learning Specialist” updated to “Regional Secondary Workforce Development Specialist” throughout this the guide.
- The URL text provided with hyperlink references for information outside of this document the guide.
-
- If abbreviation or acronym is in the List of Abbreviations (pgs. 9-10), the spelled out text has been removed from the paragraph text throughout this document. **Revisions to Technical Content:**
- Revised cover with 2024-2025 dated added.
- Updated the reference to the non-discrimination statement (pgs. 2, 127, 130).
- New Section Break pages (pgs. 28, 33, 40, 45, 50, 56, 67, 71, 82, 98, 118, 126, 142, 168, 171, 180).
- Update to the Students with Disabilities section (Pgs. 13-17).
- Update to the English Learners section (p. 17).
- “Coordination of Career and Technical Education High Quality Work Based Learning Experiences” moved from the General Section to an independent section (pgs. 19-20).
- Reference to the retention of school records was removed from the Cooperative Education and Internship sections and moved to the Coordination of Career and Technical Education High Quality Work Based Learning Experiences” section (p. 24).
- Career and Technical Education High Quality Work Based Learning Opportunities in Virginia chart updated to reflect the experiences that may require training plan documentation required as governed by regulations in their respective areas (p. 27).
- List of forms for Clinical experiences added to the Clinical At a Glance eChart (p. 100).
- EMT/EMR section in the Clinical Experience updated (pgs. 102-107).
- Pharmacy Technician section in the Clinical Experience updated (pgs. 113-115).
- Apprenticeship section updated by the Virginia Works’ Division of Registered Apprenticeship (pgs. 118-125).
- CTE HQWBL experiences option re-ordered on the CTE High Quality Work Based Learning Training Agreement to reflect the order of the CTE HQWBL Roadmap (p. 130).
- Reference to VDOLI language on the CTE High Quality Work Based Learning Training Agreement was changed to reflect the requirements of VA Code Section 40.1-89 (pgs. 23 and 130).
- Re-ordered the bullet items for each stakeholder of the CTE High Quality Work Based Learning Training Agreement so that the required language is at the top of each list (pgs. 130-133).

- Update the CTE HQWBL Workplace Evaluation Checklist indicating employer is to provide evidence of employees not on the Virginia State Police Sex Offender Registry (p. 127).
 - Re-ordered the bullet items for each stakeholder of the CTE High Quality Work Based Learning Training Agreement so that the required language is at the top of each list (pgs. 130-133).
 - Update the CTE HQWBL Training Agreement Employer/Mentor section that the employer will provide evidence that the students will not have direct contact with known registered sex offenders (p. 130).
 - Update the CTE HQWBL Training Agreement CTE WBL Designee section that the employer will provide evidence that all federal and state guidelines regarding child labor are being observed when visiting the workplace (p. 131).
 - Update the Entrepreneurship Business Plan Template (p. 179).
 - Update the following promotional resources:
 - At a Glance for Schools, Students, and Parents (p. 181), and
 - At a Glance for Business and Industry Partners (p. 182).
 - Change of “CTE WBL coordinator/teacher/point of contact” to “CTE WBL designee” throughout this guide.
-
- A. References to “Regional Work-Based Learning Specialist” updated to “Regional Secondary Workforce Development Specialist” throughout this guide. **Revisions to Technical Content:**
 - B. Revised cover with 2023-2024 date added
 - C. Update to the Students with Disabilities section (p.14)
 - D. Career and Technical Education High-Quality Work-Based Learning Opportunities in Virginia chart headings modified for clarity (p. 26)
 - E. New section break pages (pgs. 27, 32, 39, 44, 49, 55, 66, 70, 81, 98, 118, 126, 142, 186, 189, 198)
 - F. CTE HQWBL experiences re-ordered on the Career and Technical Education High-Quality Work-Based Learning Opportunities in Virginia chart to coincide with the roadmap (p. 26)
 - G. List of forms needed to be submitted for each experience added to the individual experience At a Glance charts (pgs. 29, 35, 41, 46, 51, 68, 72, 121, 122)
 - H. CTE HQWBL Workplace Evaluation Checklist added as a required form for all experiences not governed by specific regulations (p. 29, 35, 41, 51, 57, 72, 97, 121, 122)
 - I. CTE HQWBL Workplace Evaluation Checklist and CTE HQWBL Training Agreement added for Supervised Agricultural Experience (SAE) Immersion Experiences (p. 97)
 - J. EMT/EMR section in the Clinical experience updated (p. 101)
 - K. Nurse Aide section in the Clinical experience updated (p. 106)
 - L. Nursing section in the Clinical experience updated (p. 107)
 - M. Apprenticeship section updated by Virginia Department of Labor and Industry (DOLI) (p. 118)
 - N. Service Learning Project Partner Evaluation Form revised to reflect participation of an individual or group (p. 194)
 - O. Updated At a Glance for Schools (p. 199)
 - P. Updated At a Glance for Business (p. 200)

New Program Content:

- ~~— Addition of a~~
- ~~— Added “related to the core technical competencies of the CTE course” to the definition of Career and Technical Education High-Quality Work-Based Learning (p. 13).~~
- ~~—~~
- ~~— Addition of a~~ Added hybrid option to the Mentorship experience (p. 53).
- ~~—~~
- ~~— Addition of~~ Added the CTE HQWBL Training Plan as a required form for the Entrepreneurship experience to be consistent with the Career and Technical Education High-Quality Work-Based Learning Opportunities in Virginia chart (p. 70).
- ~~—~~
- ~~— Added the CTE High-Quality Work-Based Learning Workplace Evaluation Checklist and the CTE High-Quality Work-Based Learning Training Agreement added to the required documents needed for the Clinical Experience (p. 103).~~
- ~~—~~
- ~~— Addition of~~ Added Career and Technical Education High-Quality Work-Based Learning Guide edition year to CTE HQWBL Sample and Experience Specific forms in the lower-left-hand corner (pgs. 131-155).
- ~~—~~
- ~~— Added CTE Career Success Stars in Appendix E: Promotional Resources (p. 190).~~ **New Program Content:**
- ~~— Addition of “related to the core technical competencies of the CTE course” to the definition of Career and Technical Education High-Quality Work-Based Learning (p. 11).~~
- ~~— Addition of a hybrid option to the Mentorship experience (p. 51).~~
- ~~— Addition of the CTE HQWBL Training Plan as a required form for the Entrepreneurship experience to be consistent with the Career and Technical Education High-Quality Work-Based Learning Opportunities in Virginia chart (p. 69).~~
- ~~— CTE High-Quality Work-Based Learning Workplace Evaluation Checklist and the CTE High-Quality Work-Based Learning Training Agreement added to the required documents needed for the Clinical Experience (p. 100).~~
- ~~— Addition of Career and Technical Education High-Quality Work-Based Learning Guide edition year to CTE HQWBL Sample and Experience Specific forms in the lower-left-hand corner (pgs. 127-141 and 172-179).~~
- ~~A. Added CTE Career Success Stars in Appendix E: Promotional Resources (p. 185).~~ **New Program Content:**
- ~~A. New English Learners section (p. 18)~~
- ~~B. Pharmacy Technician section added to Clinical experience (p. 111-114)~~
- ~~C. Office of Emergency and Medical Services Specific Resources added~~
 - ~~a) TR-05 EMT Clinical Training Record (p. 158)~~
 - ~~b) TR-07 BLS Student Permission Form (p. 160)~~
- ~~D. DOLI Pharmacy Technician Specific Resources added~~
 - ~~a) DOLI Guidance to VDOE and School Divisions on CTE High School Pharmacy Technician Training Programs (p. 162)~~

- b) ~~DOLI Background Information for VDOE and School Divisions on CTE High School Pharmacy Technician Training Programs (p. 166)~~
 - e) ~~Pharmacy Technician Work Training Written Agreement DocuSign Process (p. 170)~~
 - d) ~~Pharmacy Technician Student Work Training Program Written Agreement (p. 173)~~
 - e) ~~Pharmacy Clinical Affiliation Agreement (p. 178)~~
 - f) ~~Pharmacy Clinical Experience Time Log Sheet (p. 185)~~
- E. ~~Service Learning Group Project Student List form added (p. 191)~~
 12 CTE HQWBL Experiences Roadmap added (p. 201)

Deleted Program Content:

- ~~The following forms were removed from the Pharmacy Technician At a Glance chart (p. 113) and Appendix BC (p. 141-156)~~
- ~~DOLI Guidance to VDOE and School Divisions on CTE High School Pharmacy Technician Training Programs;~~
- ~~DOLI Background Information for VDOE and School Divisions on CTE High School Pharmacy Technician Training Programs;~~
- ~~Virginia Department of Labor and Industry Pharmacy Technician Work Training Agreement DocuSign Process, and~~
- ~~Virginia Department of Labor and Industry (DOLI) Pharmacy Technician Student Work Training Program Written Agreement;~~
- ~~Removed the following segments from the Clinical Experience section~~
 - ~~Respiratory Therapy~~
 - ~~Surgical Technologist~~
- ~~Deletion of Removed reference to ePortfolios with Google Apps removed from the Supervised Agricultural Education, Documentation section (p. 9497);~~

Formatted: Highlight

Formatted: Highlight

General Information

Career and Technical Education (CTE) High-Quality Work-Based Learning (HQWBL) is comprised of school-coordinated workplace experiences that are:

- *related to students' career goals and/or interests,*
- *integrated with instruction related to the core technical competencies of the CTE course, and*
- *performed in partnership with local businesses and organizations.*

The Virginia Department of Education (VDOE) recognizes 12 CTE HQWBL experiences. Virginia's CTE programs include the following components:

- Classroom instruction—the essential component for students to master the academic and technical competencies, attitudes, and ~~work ethics~~ workplace readiness skills necessary for career success and lifelong learning
- Career and Technical Student Organization (CTSO) participation—organizations that provide experiences that reinforce and strengthen classroom learning and prepare students for individual responsibility, teamwork, and leadership in their chosen career pathways
- Career and Technical Education CTE High-Quality Work-Based Learning HQWBL experiences—opportunities for students to apply and refine knowledge, attitudes, and skills through professionally coordinated and supervised work experience directly related to career goals

The CTE HQWBL experiences build- on the benefits of the other two components by assisting students with the transition from the classroom to the workplace. Students enhance their knowledge, skills, and attitudes by participating in supervised, authentic experiences. CTE HQWBL experiences are valuable because they help students develop careers beyond their secondary and postsecondary education. Students who participate in CTE HQWBL experiences are often able to continue working for their placement companies after high school graduation or even after college graduation. Furthermore, employers are increasingly seeking new hires who have CTE HQWBL experiences and can perform well from day one.

Career Awareness

Career awareness activities prepare students for CTE HQWBL experiences. These activities increase student awareness of personal interests and talents along with the education and training needed to pursue a career goal. Through career awareness activities, students gain an initial understanding of work, various industries, and different career pathways.

Some examples of career awareness activities are guest speakers, career days or college and career fairs, field trips and workplace tours, videos or presentations about various professions, and informational interviews. Transition visits from elementary to middle school, middle to high

school, and from high school to a postsecondary program can also promote career awareness. These activities can begin in elementary school and are an integral part of CTE.

Career awareness activities ideally lead to CTE HQWBL experiences where students can deepen their knowledge of career pathways and begin applying skills learned in the classroom.

Career Exploration

Career exploration experiences encourage students to develop career interests, a better understanding of pathways to a chosen career, and the skills needed to make informed decisions regarding secondary and postsecondary education and training. These experiences are typically of a shorter duration than career preparation experiences. Students may complete supplementary work connected with the activity and may be graded on their performance in a way that contributes to the final grade in a CTE class.

Career Preparation

Career preparation experiences deepen student knowledge and develop skills necessary for success in employment and postsecondary education. These experiences are recommended for students who have a clear goal of entering the workforce directly after high school or enrolling in a closely related postsecondary program. These experiences are structured primarily to give students extensive practice in applying fundamental technical and practical knowledge and skills in their chosen careers. Career preparation experiences take place over a longer timeframe and involve more responsibilities than career exploration experiences.

CTE HQWBL experiences enable students to apply classroom instruction in a real-world business or service-oriented work environment and are available throughout the year. While many students work during the school year, experiences are also available during the summer months.

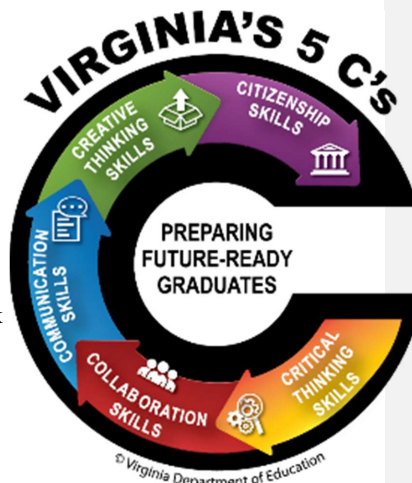
CTE HQWBL experiences taking place during the summer must be reported during the same reporting period (school year) as the course with which the experience is associated. Students who took a CTE course during the spring semester but completed their CTE HQWBL experience over the summer would associate the experience with the spring course from the previous school year. A student who completes the CTE HQWBL experience over the summer but does not complete the associated CTE course until the following fall would associate CTE HQWBL experience with the fall course in the upcoming school year. CTE HQWBL experiences can only be counted one-time-once in a reporting period. Experiences should be counted during the reporting period that aligns with the associated CTE course.

Connecting CTE High-Quality Work-Based Learning to Virginia's 5 C's

CTE HQWBL experiences reinforce Virginia's 5 C's—critical thinking, collaboration, communication, creative thinking, and citizenship—by allowing students to apply these skills in a real-world business or service-oriented work environment.

Connecting CTE HQWBL to Virginia's 5 C's

- **Collaboration:** Work with community members, peers, and mentors
- **Communication:** Write and present proposals; make requests and get permissions; publicize and present the final project
- **Citizenship:** Understand laws and regulations; seek to improve the community; increase community awareness
- **Creativity:** Publicize/advertise the project; solve problems; present findings
- **Critical Thinking:** Develop a project to meet a community need or solve a community problem



The Virginia Department of Education (VDOE) recognizes 12 CTE HQWBL experiences. Virginia's CTE programs include the following components:

- **Classroom instruction**—the essential component for students to master the academic and technical competencies, attitudes, and work ethics necessary for career success and lifelong learning
- **Career and Technical Student Organization (CTSO) participation**—organizations that provide experiences that reinforce and strengthen classroom learning and prepare students for individual responsibility, teamwork, and leadership in their chosen career pathways
- **Career and Technical Education High-Quality Work-Based Learning experiences**—opportunities for students to apply and refine knowledge, attitudes, and skills through professionally coordinated and supervised work experience directly related to career goals

The CTE HQWBL experience builds on the benefits of the other two components by assisting students with the transition from the classroom to the workplace. Students enhance their knowledge, skills, and attitudes by participating in supervised, authentic experiences. CTE HQWBL experiences are valuable because they help students develop careers beyond their secondary and postsecondary education. Students who participate in CTE HQWBL experiences are often able to continue working for their placement companies after high school graduation or

even after college graduation. Furthermore, employers are increasingly seeking new hires who have CTE HQWBL experiences and can perform well from day one.

Career Awareness

Career awareness activities prepare students for CTE HQWBL experiences. These activities increase student awareness of personal interests and talents along with the education and training needed to pursue a career goal. Through career awareness activities, students gain an initial understanding of work, various industries, and different career pathways.

Some examples of career awareness activities are guest speakers, career days or college and career fairs, field trips and workplace tours, videos or presentations about various professions, and informational interviews. Transition visits from elementary to middle school, middle to high school, and from high school to a postsecondary program can also promote career awareness. These activities can begin in elementary school and are an integral part of CTE.

Career awareness activities ideally lead to CTE HQWBL experiences where students can deepen their knowledge of career pathways and begin applying skills learned in the classroom.

Career Exploration

Career exploration experiences encourage students to develop career interests, a better understanding of pathways to a chosen career, and the skills needed to make informed decisions regarding secondary and postsecondary education and training. These experiences are typically of a shorter duration than career preparation experiences. Students may complete supplementary work connected with the activity and may be graded on their performance in a way that contributes to the final grade in a CTE class.

Career Preparation

Career preparation experiences deepen student knowledge and develop skills necessary for success in employment and postsecondary education. These experiences are recommended for students who have a clear goal of entering the workforce directly after high school or enrolling in a closely related postsecondary program. These experiences are structured primarily to give students extensive practice in applying fundamental technical and practical knowledge and skills in their chosen careers. Career preparation experiences take place over a longer timeframe and involve more responsibilities than career exploration experiences.

Graduation Requirements

Per the [Code of Virginia § 22.1-253.13:4](#), students are required to:

- (i) complete an Advanced Placement, honors, International Baccalaureate, or dual enrollment course; or
- (ii) complete a high-quality work-based learning experience², as defined by the Board; or
- (iii) earn a career and technical education credential that has been approved by the Board.

**Excluding CTE HQWBL experiences Job Shadowing and Mentorship of less than 140 hours*

Students with Disabilities

The common goal of CTE HQWBL experiences is to prepare all students for the world of work competitive employment by integrating academic and occupational curricula. Students with disabilities need opportunities to receive educational and occupational skills necessary for entering the workforce.

Specific work-based accommodations for students with disabilities will vary according to a student's needs, the worksite, and the job requirements. Students with disabilities will often may require the same related accommodations or modifications to those present in the student's IEP or Section 504 Plan (504 Plan) that are identified for the school environment to be used incorporated at the for the HQWBL experience at the worksite.

The CTE WBL coordinator/teacher/point of contact/designee may need to make must collaborate with the IEP or 504 team to determine whether accommodations for some students and/or modifications for others are necessary to promote student success and safety. Collaboration between the CTE WBL coordinator/teacher/point of contact/designee and the Individualized Education Plan (IEP) team may be necessary to afford students with disabilities opportunities to participate in CTE HQWBL opportunities/experiences. When It is important for CTE staff are unable to attend an IEP or 504 meetings or share specific course jobsite related information with the case manager or school counselor prior to the meeting, they may provide information to the Special Education teacher or School Counselor that can be shared at the IEP meeting.

Americans with Disabilities Act (ADA)

The ADA (1990; P.L. 101-336) prohibits discrimination based on disability in public services, employment, public transportation and accommodations, and telecommunications. Public- and private-sector organizations must comply with the requirements outlined in the ADA. Basic ADA requirements that directly affect CTE HQWBL experiences fall into four primary areas: general provisions, auxiliary aids and services, physical barriers/accessibility, and employment provisions (adapted from Georgia Department of Education, 2022, Georgia Work-Based Learning Program Standards and Guidelines, https://www.gadoe.org/Curriculum-Instruction-and-Assessment/CTAE/Documents/WBL_CoordinatorResourceManual.pdf).

General Provisions

- All government facilities, services, and communications must be accessible.
- Public accommodations (e.g., restaurants, hotels, retail stores) may not discriminate based on disability.
- Reasonable changes in policies, practices, and procedures must be made to avoid discrimination.

Auxiliary Aids and Services

- Auxiliary aids and services must be provided to individuals with vision or hearing impairments or [to](#) other individuals with disabilities unless an undue burden would result.
- Companies offering telephone service to the general public must offer telephone relay service to individuals who use [telecommunication devices for the deaf \(TDDs\)](#) or similar devices.

Physical [Barriers](#)[Accessibility](#)

- Physical barriers in existing facilities must be removed if removal is readily achievable. If not, alternative methods of providing the services must be offered.
- All new construction in public accommodations, as well as in commercial facilities such as office buildings, must be accessible.

Employment [Provisions](#)

- Employers may not discriminate against a person with a disability in hiring or promotion if the person is otherwise qualified for the job.
- Employers are permitted to ask limited questions about reasonable accommodations if a disability is voluntarily disclosed, but cannot inquire if someone has a disability or subject a person to tests that tend to screen out persons with disabilities. ([Pre-Employment Inquiries and Disability | U.S. Equal Employment Opportunity Commission](#), <https://www.eeoc.gov/pre-employment-inquiries-and-disability#:~:text=Under%20the%20law%2C%20employers%20generally,given%20a%20conditional%20job%20offer.eeoc.gov>)
- Employers will need to provide reasonable accommodations [to for](#) persons with disabilities. Reasonable accommodations include steps such as job restructuring and modification of equipment.
- Employers do not need to provide accommodations that impose an undue hardship on business operations. Undue hardship is generally defined as high or disproportionate costs compared to the organization's ability to pay for the accommodations.

[The Federal Family Education Rights and Privacy Act \(FERPA\)](#)

Within limited exceptions, FERPA requires signed and dated parental [parent/guardian](#) or adult student consent before a school division discloses personally identifiable information (PII) from the student's education records. PII includes:

- [The student's name](#)
- [The names of the student's parents/guardians and other family members](#)
- [The address of the student or student's family](#)
- [A personal identifier, such as social security number \(SSN\)](#)
- [Other indirect identifiers, such as birthdate, place of birth, and mother's maiden name](#)

- ~~Other information that is linked to a specific student that would allow another person to identify that student~~
- ~~Information requested by a person who the education agency or institution believes knows the identity of the student to whom the education record relates. If the student is under 18, then the student's parent(s) or legal guardian(s) must give permission to share the information.~~

The CTE WBL ~~coordinator/teacher/point of contact/designee~~, with assistance from the special education team, should have parents/guardians and students complete all employment forms and provide all necessary information for the employer regarding the employment process. A special education teacher, ~~or~~ school counselor, ~~can assist~~ parents/guardians, ~~etc. can assist parents~~ and students with this employment requirement.

Resources for protection of rights for students with disabilities participating in CTE HQWBL include:

- U.S. Department of Justice, Civil Rights Division
800-514-0301
☎800-5-15-0383(TTY)
<https://www.justice.gov/crt>
- U.S. Department of Education
Office for Civil Rights (regarding Section 504)
202-453-6020
~~TDD~~: 877-521-2172 (TDD);
Email: OCR.DC@ed.gov
<https://www2.ed.gov/about/offices/list/ocr/504faq.html>
- American Foundation for the Blind
☎212-502-7600 (voice)
<https://www.afb.org/>
- ~~American Speech-Language-Hearing Association~~
☎800-638-8255 (voice)
- ~~<https://www.asha.org/>~~
- The ARC of the United States (The Arc)
☎800-433-5255 (voice)
☎800-855- 1155 (TTY)
<https://thearc.org/>
- Disability Rights Education and Defense Fund
☎510-644-2555 (voice)

☎510-841-8645 (fax/TTY)

<https://dredf.org/>

Additional resources for students with disabilities include:

- ~~PACER Center, Inc.~~ Frequently Asked Questions about Career Development for Youth with Disabilities (PDF). ~~PACER Center, Inc.~~: Review the following key questions and answers to help with decision-making and information-gathering concerning academic and career choices. <https://www.pacer.org/parent/php/PHP-c244.pdf>
- ~~411 on Disability Disclosure—A Workbook for Youth with Disabilities.~~ The National Collaborative on Workforce and Disability for Youth (NCWD/Youth): ~~411 on Disability Disclosure—A Workbook for Youth with Disabilities.~~ This eight-unit workbook provides students with resources and activities to increase knowledge and skills to disclose a disability in employment situations. http://depts.washington.edu/doitsum/mer2017/files/6_Monday/561_411_Disability_Disclosure_complete_FINAL-es.pdf
- ~~Information on Technical Assistance with the Americans with Disabilities Act.~~ U.S. Department of Justice Civil Rights Division: ~~Information on Technical Assistance with the Americans with Disabilities Act.~~ This resource provides insight on the ADA and guidance on the Department of Justice efforts to reduce barriers to employment for people with disabilities. <https://www.ada.gov/employment.htm>
- Department for Aging and Rehabilitative Services (DARS) Agency: The Division of Rehabilitative Services (DRS) works together with students, youth, families, schools, and community agencies and organizations to promote successful transitions from school to work and adult life. <https://www.vadars.org/>
- The Department for the Blind and Vision Impaired (DBVI): The DBVI is committed to providing quality services to assist Virginia's citizens who are blind, deafblind, or vision impaired in achieving their maximum level of employment, education, and personal independence. <https://www.vdbvi.org/>
- Job Accommodation Network (JAN): JAN provides information and guidance on workplace accommodations for employers and individuals with disabilities. <https://askjan.org/>
- U.S. Department of Labor Office of Disability Employment Policy (ODEP): ODEP provides national leadership to increase employment opportunities for adults and youth with disabilities while eliminating barriers to employment. <https://www.dol.gov/agencies/odep>
- The National Center on Leadership for the Employment and Economic Advancement of People with Disabilities (LEAD): The LEAD Center improves employment and economic advancement outcomes for all people with disabilities. Check out customized

employment and discovery. <http://www.leadcenter.org/customized-employment/discovery>

- [Disclosure Decisions to Get the Job](#), Virginia Commonwealth University. [Disclosure Decisions To to Get the Job \(PDF\)](#): Review this [three](#)3-step process for deciding when to disclose a disability to a business. http://www.worksupport.com/documents/disclosure_decisions1.pdf
- National Technical Assistance Center on Transition: This is the national center for technical assistance on secondary transition where sample IEPs, sample goals, research on [what work effective practices](#), and a multitude of additional resources on secondary transition for all students are found. <https://transitionta.org/>

English Learners

CTE HQWBL experiences provide integration of the classroom and workplace drawing on the unique assets of [English Learners \(ELs\)](#). Being multilingual means that ELs think in more than one language, ELs engage in work with others from different cultural backgrounds, and ELs develop English language skills that help [to](#) contribute fully to classrooms and communities. To assist in further developing these skills, the CTE WBL [coordinator/teacher/point of contact/designee](#) may need to consult with the Language Instruction Educational Program (LIEP)/EL teacher to determine necessary [accommodations and appropriate supports](#). [Some accommodations - Supports](#) to consider include, but are not limited to:

- utilizing prior knowledge and building background [knowledge](#);
- providing support in first or home language where appropriate and possible, such as [a using a](#) bilingual dictionary;
- aligning tasks with experiences and interests;
- providing opportunities to engage in ways that do not solely rely on language;
- supporting language development [through the use of using](#) visuals and/or gestures;
- speaking slowly and clearly;
- repeating or clarifying directions;
- modeling the task; [and](#)
- providing examples of the expected outcomes.

Additional resources for EL students include:

- [Procedures for Determining English Learner Participation in the Virginia Assessment Program](#), VDOE, <https://vdoe.prod.govaccess.org/home/showdocument?id=23283> <https://view.officeapps.live.com/op/view.aspx?src=https%3A%2F%2Fvdoe.prod.govaccess.org%2Fhome%2Fshowdocument%3Fid%3D23283&wdOrigin=BROWSELINK>
- [WIDA ELD Standards Framework, 2020 edition](#), Wisconsin Center for Education Research, University of Wisconsin-Madison;

<https://wida.wisc.edu/sites/default/files/resource/WIDA-ELD-Standards-Framework-2020.pdf>

- [WIDA Understanding Multilingual Learners](https://wida.wisc.edu/teach/multilingual-learners), University of Wisconsin-Madison, <https://wida.wisc.edu/teach/multilingual-learners>

The Federal Family Education Rights and Privacy Act (FERPA)

Within limited exceptions, FERPA requires signed and dated parent/guardian or adult student consent before a school division discloses PII from the student's education records. PII includes:

- [The student's name.](#)
- [The names of the student's parents/guardians and other family members.](#)
- [The address of the student or student's family.](#)
- [A personal identifier, such as SSN.](#)
- [Other indirect identifiers, such as birthdate, place of birth, and mother's maiden name.](#)
- [Other information that is linked to a specific student that would allow another person to identify that student.](#)
- [Information requested by a person who the education agency or institution believes knows the identity of the student to whom the education record relates. If the student is under 18, then the student's parent\(s\) or legal guardian\(s\) must give permission to share the information.](#)

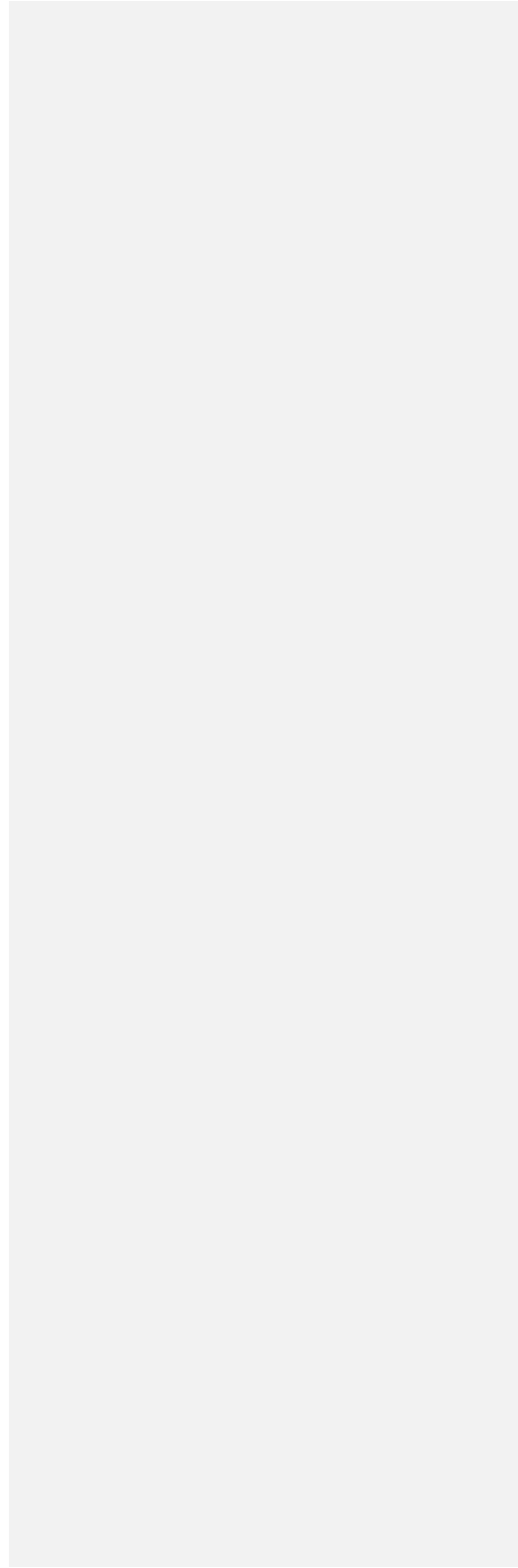
Federal and State Labor Regulations

All CTE HQWBL experiences must abide by applicable child labor and workplace safety laws and regulations. The CTE WBL [coordinator/teacher/point-of-contact/designee](#) must keep abreast of such regulations to ensure compliance. If any related regulatory issues arise, the [CTE HQWBL coordinator/teacher/point-of-contact/designee](#) should notify the parties on the training agreement and contact the school or school division administrator to receive guidance and/or assistance from the state or federal labor office.

If any procedure is questioned, the CTE WBL [coordinator/teacher/point-of-contact/designee](#) should contact the state or federal labor and employment office for assistance. Contact numbers for state and federal labor offices are available on the following websites:

- [Wage and Hour Division, Employment Standards Administration, U.S. Department of Labor, Employment Standards Administration, Wage and Hour Division](https://www.dol.gov/agencies/whd)
<https://www.dol.gov/agencies/whd>
- [Labor and Employment Law, Virginia Department of Labor and Industry \(VDOLI\), Labor and Employment Law](https://doli.virginia.gov/) <https://doli.virginia.gov/>

|



Coordination of Career and Technical Education High-Quality Work-Based Learning Experiences

School divisions should provide coordination of all CTE HQWBL experiences. The CTE WBL [coordinator/teacher/point of contact/designee](#) will be [an](#) employees designated by the school or school division administrators. It is suggested that [coordinators/designees/designees](#) of CTE HQWBL experiences have a minimum goal of one coordination visit to the workplace per month and no fewer than one visit per grading period. The visits should include conferences involving the student, the CTE WBL [coordinator/teacher/point of contact/designee](#), and a workplace representative to discuss the training plan (if applicable) and to evaluate student performance and progress.

Career and Technical Education Work-Based Learning [Coordinator/Teacher/Point of Contact/Designee](#) Qualifications

A CTE WBL [coordinator/teacher/point of contact/designee](#) should be professionally competent, knowledgeable of careers and job-experience placements, and/or have industry experience. In addition, the CTE WBL [coordinator/teacher/point of contact/designee](#) should understand technical, career, transition, and college opportunities. At this time, CTE WBL [coordinators/teachers/points of contact/designees](#) do not need to be licensed or endorsed by the VDOE ([unless specified within Cooperative Education \(eCo-op\), Supervised Agricultural Experience \(SAE\), Clinical, and Apprenticeship experiences](#)).

Careful selection of the CTE WBL [coordinator/teacher/point of contact/designee](#) is vitally important and key to [an](#)-effective CTE HQWBL experiences. The individual selected must be qualified and understand the roles and responsibilities associated with the CTE WBL [coordinator/teacher/point of contact/designee](#) position. -The CTE WBL [coordinator/teacher/point of contact/designee](#) must be able to work collaboratively, motivate others, and develop relationships with business and industry.

The CTE WBL [designee/coordinator/teacher/point of contact](#) should [demonstrate/fulfill](#) the following [roles and](#)-responsibilities:

- guiding and selecting students,
- enlisting and coordinating with CTE HQWBL partners,
- administering CTE HQWBL experiences,
- maintaining good public relations,
- representing the school effectively in the community,

- carrying out school policies,
- representing the total education program,
- gaining the confidence of the business and school communities,
- assisting students in adjusting to the work environment and making personal adjustments, [and](#)
- motivating students and employers.

Promoting the Promotion of Career and Technical Education High-Quality Work-Based Learning Experiences

Many strategies can be used to promote CTE HQWBL experiences to all stakeholders—school personnel, students, parents/guardians, and the business community. Suggested activities to promote the CTE HQWBL experience include the following:

- Meet with middle and high school counselors to explain CTE course offerings, [explain](#) [promote](#) the importance of connecting [CTE HQWBL to career clusters](#) (<https://www.cteresource.org/career-clusters/e>), and discuss career opportunities [in the field](#). This activity should be carried out each year.
- Invite school counselors to departmental meetings. The CTE WBL [coordinator/teacher/point of contact](#) [designee](#) should work with school counselors in [both](#) middle schools and high schools to recruit students. Colleagues must thoroughly understand CTE programs that incorporate HQWBL opportunities so they can refer prospective students to the CTE WBL [designee](#) [coordinator/teacher/point of contact](#).
- Use the CTE HQWBL [12 Experiences roadmap and At-a-Glance documents](#) (see [Appendix E](#)) [documents accessible via the CTE Resource Center website](#). These documents provide a brief explanation of CTE HQWBL and the benefits for the school, students, parents/[guardians](#), employers, and community.
- Present CTE HQWBL opportunities to school personnel.
- Prepare an annual performance report. This report, containing performance indicators, (e.g., number of students who participated, number of student hours, number of employers served) about the success of CTE HQWBL experiences and goals for continuous improvement, may be distributed to the faculty and administrators before the end of the school year.
- Showcase [these CTE HQWBL CTE Career Success Stars resource videos](#), <https://www.doe.virginia.gov/teaching-learning-assessment/k-12-standards-instruction/career-and-technical-education-cte/student-profiles>.
 - [Career Success Stars videos](#)

[Division CTE HQWBL Successes](#)

Career and Technical Education High Quality Work Based Learning Student Recruitment

Recruitment of qualified and interested students is a primary responsibility of the CTE WBL ~~design~~ce~~ordinator/teacher/point of contact~~. The following activities can help recruit students:

- Identify programs of study that offer CTE HQWBL and explain the benefits to students. Enlist the help of current CTE HQWBL students to give testimonials about their successful experiences.
- Distribute student-interest surveys to middle and high school English classes. Obtain a list of ~~the~~ students who have indicated an interest in entering a CTE program. Talk individually with students interested in exploring ~~the various~~ CTE HQWBL experiences to determine whether CTE HQWBL would offer what they need for career preparation and to answer their questions.
- Provide the [At-a-Glance For Schools, Students, and Parents: CTE High-Quality Work-Based Learning Opportunities](#) to interested students ([see Appendix E](#)).
- Assist students participating in CTE HQWBL opportunities in preparing exhibits, presentations, or publications illustrating aspects of their personal experiences and encouraging fellow students to apply.
- Invite interested middle school students to visit classes that incorporate CTE HQWBL experiences and opportunities.
- Coordinate career awareness activities for students (e.g., career day).
- Recruit CTE HQWBL students and graduates as guest speakers in CTE classes, employer appreciation luncheons/banquets, assembly programs, and CTSO meetings. Presentations may include information on CTE HQWBL placements, entry-level employment opportunities, job qualifications, and industry credentials earned in high school.
- Make a sustained effort to help all students participating in CTE HQWBL succeed in the classroom and at the workplace. Successful students are the best advertisements for promoting CTE HQWBL experiences.

Parental-Parent/GuardianGuardian Engagement

Parents/guardians must give consent for students to participate in CTE HQWBL experiences. Moreover, parents/guardians can foster the development of professional attitudes. Increase parental/guardian awareness and involvement with the following activities:

- Send a letter to parents/guardians explaining the CTE HQWBL experience support and requesting permission for their student to be enrolled in a-the CTE HQWBL experience.
- Send a student-preparedstudent prepared CTE HQWBL newsletter to parents/guardians.

- Hold an open house for parents/guardians. Encourage them to ask questions about CTE HQWBL and solicit their support.
- Conduct presentations about CTE HQWBL experiences at parent-organization meetings.
- Hold [personal](#) conferences with parents/guardians of students who have expressed an interest in CTE programs that incorporate CTE HQWBL opportunities.
- Involve parents/guardians as resource speakers and as CTE HQWBL employers.
- Provide a copy of the [At-a -Glance For Schools, Students, and Parents: CTE High-Quality Work-Based Learning Opportunities](#) to parents/guardians (see [Appendix E](#)).

Employer Partners

Business and industry personnel serve a vital role as partners in CTE HQWBL. This collaboration maximizes the opportunities and benefits of participation in CTE HQWBL for students, parents/guardians, the school, and the community. The following activities for publicizing CTE HQWBL to the business community may be effective:

- Display various promotional materials about CTE HQWBL in visible locations at local businesses. This is especially effective during CTE Month (February).
- [Make presentations to civic organizations such as the local chamber of commerce.](#) Consider joining community and professional organizations and attending meetings. [P](#)
- [Personally contact community leaders and business representatives who will lead individual discussions with potential employers.](#)
- Use the local news media (e.g., newspapers, radio, and television) to distribute news releases and gain publicity about CTE HQWBL opportunities.
- Use social media platforms—Twitter, Facebook, Instagram, and LinkedIn are effective ways to reach new audiences with engaging content.
- Form an alumni group of former students to help promote CTE HQWBL opportunities. Many alumni are in the local business community and may become employers of students participating in [the CTE HQWBL experience](#).
- Conduct employer appreciation functions such as an open house, breakfast, luncheon, or banquet.
- Provide a copy of the [At-a -Glance for Business and Industry Partners: Career and Technical Education High-Quality Work-Based Learning Opportunities](#) document (see [Appendix E](#)).
- Invite employers to tour CTE programs at the school.
- Connect with CTE HQWBL employers, [encouraging them](#) to become ambassadors [of for](#) the CTE HQWBL experience.

In addition to targeting the specific audiences previously outlined, these activities address a combination of different audiences:

- Establish or maintain opportunities for postsecondary credit with local colleges and universities offering articulated or dual-enrollment credit for secondary courses and programs using CTE HQWBL. This enhances experience validity, generates student and parent/[guardian](#) interest, and broadens awareness.
- Maintain CTE HQWBL booths at local and state fairs, festivals, and exhibitions. These venues allow for promotion to a diverse cross-section of the population.

CTE High-Quality Work-Based Learning Employer Participation Form

To start the initial process for students to participate in CTE HQWBL, the CTE WBL [coordinator/teacher/point of contact/designee](#) should contact a business/community partner to complete an [CTE HQWBL Employer Participation Form](#). A sample [CTE High-Quality Work-Based Learning employer participation form](#) [Employer Participation Form](#) is provided in [Appendix A](#).

CTE High-Quality Work-Based Learning Workplace Evaluation Checklist

Once an employer agrees to participate in a CTE HQWBL experience, a workplace evaluation checklist must be completed by the CTE WBL [designee/coordinator/teacher/point of contact](#). A workplace evaluation checklist is required to be completed annually. It is suggested that the CTE WBL [coordinators/teachers/points of contact/designee](#) maintain files of vetted employers. A sample [workplace CTE High-Quality Work-Based Learning Workplace Evaluation Checklist](#) is provided in [Appendix A](#) and can be used by all school divisions.

CTE High-Quality Work-Based Learning Training Agreement

All CTE HQWBL experiences, except virtual job shadowing, require a [CTE HQWBL](#) training agreement. [A training agreement is](#) —a written statement of commitment made by the student, parent/guardian, CTE WBL [coordinator/teacher/point of contact/designee](#), [school administrator](#), and employer, and [school administrator](#). It contains mutually agreed-upon expectations for all parties involved, spells out each party's role, and addresses considerations such as employment terms, schedule, duration of work, compensation, and termination. It is the most important tool providing protection to the CTE WBL [coordinator/teacher/point of contact/designee](#) and school officials against accusations of negligence and liability claims. For all CTE HQWBL experiences, except for virtual job shadowing, it is important that each student has a completed training agreement on file. A [sample training agreement](#) [sample CTE High-Quality Work-Based Learning Training Agreement](#) is provided in [Appendix A](#), which includes *italicized items that meet the requirements of Virginia Code Section 40.1-89* (<https://law.lis.virginia.gov/vacode/title40.1/chapter5/section40.1-89>).

The training plan should contain items in three categories:

1. Workplace readiness skills
2. Specific duties and tasks performed on the job
3. Related classroom instruction ~~to ensure strong correlation with workplace training~~ allowing the student to apply core technical competencies learned in the classroom to the CTE HQWBL experience

The plan serves as a record of the student's progress throughout the experience and provides documentation for evaluation. It should include development of the technical skills required by the occupation as well as enhancement of workplace readiness skills. A [sample training plan](#) ~~sample CTE High-Quality Work-Based Learning Training Plan~~ is provided in [Appendix A](#).

CTE High-Quality Work-Based Learning Time Log & Wage Calculator Template

Many CTE HQWBL opportunities require maintaining hours dedicated to the experience. Whether the experience is paid or unpaid, the CTE WBL ~~coordinator/teacher/point of contact/designee~~ may use the CTE HQWBL Time Log & Wage Calculator Template to record the necessary time information. ~~The template is located on the CTE Resource Center: CTE High-Quality Work-Based Learning web page within the CTE HQWBL Resources tab. Contact your Regional Secondary Workforce Development Specialist for a copy of this template.~~ If the experience is paid, the pay rate should be entered as indicated. If the experience is unpaid, enter no information for the pay rate; only enter the time dedicated to the experience. The specific CTE HQWBL experience method is to be selected on the first tab of the Time Log & Wage Calculator spreadsheet.

School Records

Participating schools must maintain the following records for each ~~ee-op~~ student:

- Training agreement
- Training plan, if applicable
- Student competency record
- Local wage and hour information
- Documentation of all out-of-school coordination activities, including dates of workplace visits;

The retention and disposition schedule for ~~ee-op~~ records is as follows:

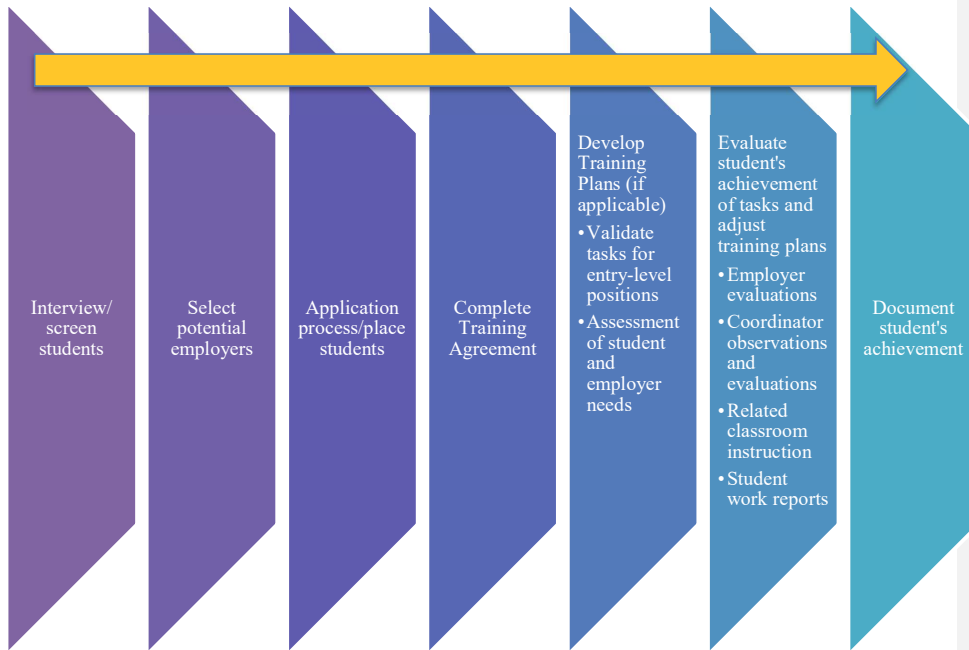
- Enrollment—retain one year, then destroy
- Evaluation—retain three years, then destroy
- Experience—review annually; destroy records that have no administrative value

- Work experience forms (including training agreements, training plans, student competency records, local wage and hour information, and documentation of workplace visits)—retain five years after the student graduates, then destroy
- Record of employment—retain five years after the completion of the experience, then destroy
- Employment evaluations—retain five years from the year in which the evaluation is completed, then destroy

Insurance

Prior to implementing any CTE HQWBL experience or partnership, it is recommended that the CTE WBL ~~designee~~coordinator/teacher/point of contact, CTE ~~Administrator~~administrator, and school division leadership and/or school board attorney discuss the specific environment of the CTE HQWBL experience, including (but not limited to) transportation, location, work-site, equipment, tools, and number of non-school division personnel, and address all related insurance issues to ensure that the school liability insurance properly covers the specific CTE HQWBL experience or partnership. Refer to ~~a~~the sample ~~student incident form~~CTE High-Quality Work-Based Learning Student Incident Form in Appendix A.

Procedures followed by the Career and Technical Education Work-Based Learning Coordinator/Teacher/Point of Contact Designee



Career and Technical Education High-Quality Work-Based Learning Opportunities in Opportunities in Virginia

Career and Technical Education (CTE) High-Quality Work-Based Learning (HQWBL) comprises experiences related to students' career interests based on instructional preparation and take place in partnership with local businesses or organizations. CTE HQWBL enables students to apply classroom instruction in a real-world work environment. CTE HQWBL promotes the following:

- Career awareness
- Career exploration
- Career preparation

CTE HQWBL Experience	Suggested Grade Levels	Related CTE Instruction	Training Agreement	Training Plan	Minimum Duration	Paid Option	When associated with a high school course		
							Credit Option	Meets Graduation Requirement	CCCRI
Job Shadowing	6-12	✓	✓		Varies by type				
Service Learning	6-12	✓	✓		Varies by type		✓	✓	
Externship	6-12	✓	✓		40 hours		✓ (at least 40 hours)	✓ (at least 40 hours)	
School-Based Enterprise	6-12	✓	✓		Course duration	✓	✓	✓	
Mentorship	6-12	✓	✓		Course duration or 140 hours for .5 credit option		✓	✓ (at least 140 hours)	✓ (at least 140 hours)
Internship	11-12	✓	✓	✓	Course duration or 280 hours for 1 credit option	✓	✓	✓	✓
Entrepreneurship	11-12	✓	✓	✓	Course duration or 280 hours for 1 credit option	✓	✓	✓	✓
Cooperative Education	11-12	✓	✓	✓	280 hours for 1 credit option	✓	✓	✓	✓
SAE (Immersion)	9-12	✓	✓	* —	280 hours for 1 credit option	✓	✓	✓	✓
Clinical Experience	11-12	✓	✓	* —	Varies by type			✓	✓
Youth Registered Apprenticeship	11-12	✓	✓	* —	280 hours for 1 credit option	✓	✓	✓	✓
Registered Apprenticeship	11-12	✓	✓	* —	144 hours RTI per 2,000 hours OJT	✓		✓	✓

*-A corresponding document may be required as governed by regulations in their respective areas.

There are 12 CTE HQWBL experiences offered in Virginia. This summary page offers a quick checklist guide for each experience.

~~* A corresponding document may be required as governed by regulations in their respective areas.~~

The next sections of this guide explore each experience in more detail.

CAREER AND TECHNICAL EDUCATION

High-Quality Work-Based Learning Guide ~~2023-2024~~2024-2025



Job Shadowing

Commented [A1]: Job Shadowing page to be replaced with 2024-2025 Job Shadowing Section page (Below).

Formatted: Top: (No border), Bottom: (No border), Left: (No border), Right: (No border)

CAREER AND TECHNICAL EDUCATION

High-Quality Work-Based Learning Guide 2024-2025



●
**Job
Shadowing**

VIRGINIA DEPARTMENT OF EDUCATION OFFICE OF CAREER, TECHNICAL, AND ADULT EDUCATION

Job Shadowing

Job shadowing places students in workplaces, either in person or virtually, to interact with and observe one or more employees in a work environment. Based on a student’s interest in a specific career and/or organization, a job shadowing experience can help the student learn more about the nature of the job and the work environment, as well as the education and training required to succeed.

Job shadowing experiences are sometimes the first opportunities for students to observe the workplace and to interact with employees for more in-depth exposure to both careers and workplaces. Student job shadowing may be in person, virtual, a one-on-one interaction, or a group experience. Students may participate in several job shadowing opportunities, enabling them to compare careers and workplaces of interest.

Job Shadowing ~~At~~ a Glance

Suggested Grade Levels	6-12
Graduation Requirement	No
CCCRI	No
Duration and Additional Credit	Duration will vary according to the type of experience. No additional credit available beyond the CTE Course credit.
Pay	None
Additional Credit	None (within CTE course credit)
Related Classroom Instruction	Yes
CTE WBL Coordinator/Teacher/Point of Contact Designee Qualifications	The CTE WBL designee/coordinator/teacher/point of contact need not be certified in the career field but should have knowledge of career pathways to effectively implement the job shadowing experience.
Student Eligibility	While there are no specific prerequisites to a job shadowing experience, students who have already participated in some career awareness activities would benefit most from job shadowing. As with other CTE HQWBL activities, the content and expectations should reflect each student’s need for additional information about specific careers.

<p>Sample Forms (see Appendix A)</p>	<ul style="list-style-type: none"> ● CTE High-Quality Work-Based Learning Employer Participation Form ● CTE High-Quality Work-Based Learning Workplace Evaluation Checklist (required) ● CTE High-Quality Work-Based Learning Training Agreement (required for in-person experiences) ● CTE High-Quality Work-Based Learning Student Reflection ● CTE High-Quality Work-Based Learning Employer/Mentor Evaluation
--	--

While each job shadowing experience should be tailored to the individual needs of a specific employee and student, a sample agenda for a job shadowing experience would include time for:

- ~~introductions~~ [Introductions](#) and welcome
- ~~overview~~ [Overview](#) of industry and organization
- ~~individual~~ [Individual](#) or small group shadowing time
- ~~wrap~~ [Wrap-up](#) and reflection.

Establishing a Job Shadowing Experience

Successful job shadowing experiences require collaboration, communication, and preparation by several stakeholders. The planning process involves preparing students for the experience, helping host employers communicate effectively with students, and facilitating positive experiences for students and the host organization. Consider the following:

1. Convene the stakeholders. These could include employers, members of professional associations such as chambers of commerce, school administrators, school counselors, career advisors, and the CTE WBL ~~designee~~ [designee/ordinator/teacher/point of contact](#).
2. Cultivate relationships with employers.
3. Assess students' career interests and eligibility to identify potential participants.
4. Determine the scope and structure of the job shadowing experience, including location, timeframe, and policies that will govern student selection and supervision.
5. Utilize a job shadowing training agreement for in-person experiences.
6. Establish criteria for selection of students and the selection of employer hosts.
7. Ensure legal requirements are met, including identifying all safety requirements in the workplace.
8. Conduct a host employer orientation meeting.
9. Promote the job shadowing experience to area employers, parents/guardians, school administrators, students, teachers, and advisory groups.

Roles and Timeline for Job Shadowing Implementation

Before the Job Shadowing [Experience](#)

CTE WBL Coordinator/ Teacher/Point of Contact Designee	Student	Employer
<ul style="list-style-type: none"> ● Review career assessment results. ● Identify interested and qualified students. ● Assist students in identifying career interests. ● Cultivate community partnerships to help secure contacts for students. ● Use the workplace evaluation checklist to screen potential employers. ● Orient students to expectations, including safety requirements (e.g., personal protective equipment [PPE]). ● Confirm logistics, including transportation for students, parent/guardian permission, and emergency contact information. ● Encourage students to share information regarding supports and accommodations needed to be successful in the workplace, so that the employer may be aware of student needs (e.g., health issues, dietary restrictions). ● Finalize each student's training agreement (for in-person opportunities) with the appropriate parties. 	<ul style="list-style-type: none"> ● Research the industry and workplace prior to the job shadowing experience. ● Identify job shadowing opportunities of interest. ● Submit required forms. ● Prepare questions to ask while participating in the job shadowing experience. 	<ul style="list-style-type: none"> ● Communicate expectations and confirm logistics with CTE WBL designeecoordinator/teacher/point of contact. ● Communicate with staff about the student visit(s).

During the Job Shadowing [Experience](#)

CTE WBL Coordinator/Teacher/Point of Contact/Designee	Student	Employer
<ul style="list-style-type: none"> Communicate with the host employer and the student. 	<ul style="list-style-type: none"> Comply with all workplace rules and exercise workplace readiness skills. Ask appropriate questions and engage with the employer. Record observations of the career and workplace. 	<ul style="list-style-type: none"> Provide insights into various aspects of the industry for the student. Communicate with the student and CTE WBL coordinator/teacher/point of contact/designee.

After the Job Shadowing [Experience](#)

CTE WBL Coordinator/Teacher/Point of Contact/Designee	Student	Employer
<ul style="list-style-type: none"> Gather feedback from the student and the employer. Collect required assignments and/or forms from the student and the employer. 	<ul style="list-style-type: none"> Complete feedback and reflection assignments. Update résumé based on new skills and experiences gained. 	<ul style="list-style-type: none"> Complete feedback and evaluation forms.

CAREER AND TECHNICAL EDUCATION

Commented [A2]: Replace this section page with 24-25 Section page (below).

High-Quality Work-Based Learning Guide 2023-20242024-2025

Formatted: Top: (No border), Bottom: (No border), Left: (No border), Right: (No border)



Service
Learning

CAREER AND TECHNICAL EDUCATION

**High-Quality Work-Based Learning Guide
2024-2025**



**Service
Learning**

VIRGINIA DEPARTMENT OF EDUCATION OFFICE OF CAREER, TECHNICAL, AND ADULT EDUCATION

Service Learning

Service-learning experiences enable students to learn and apply academic, social, and personal skills to improve the community, continue individual growth, and develop a lifelong ethic of service. Service learning goes beyond students participating in community service. When considering service-learning opportunities, review the following to distinguish the difference between service learning and community service:

Service Learning vs. Community Service

Service Learning	Community Service
<ul style="list-style-type: none"> • Students identify an interest and a community need. • Students develop and complete a service project addressing the community need. • Students complete structured activities before, during, and after the experience. • Students reflect and self-assess. 	<ul style="list-style-type: none"> • The community need may already be established. • Students participate in voluntary assignments and activities to serve organizations and/or individuals within the community. • Community service may or may not align with school-based instruction.

The [National Youth Leadership Council \(NYLC, https://nylc.org/k-12-standards/\)](https://nylc.org/k-12-standards/) has established eight K-12 standards for quality service learning. These evidence-based standards guide stakeholders to ensure high-quality, service-learning experiences. [The recommended standards are as follows:](#)

1. **Meaningful Service:** Service learning actively engages participants in meaningful and personally relevant service activities.
2. **Link to Curriculum:** Service learning is intentionally used as an instructional strategy to meet learning goals and/or content standards.
3. **Reflection:** Service learning incorporates multiple challenging reflection activities that are ongoing and that prompt deep thinking and analysis about oneself and one's relationship to society.
4. **Diversity:** Service learning promotes understanding of diversity and mutual respect among all participants.
5. **Youth Voice:** Service learning provides youth with a strong voice in planning, implementing, and evaluating service-learning experiences with guidance from adults.
6. **Partnerships:** Service-learning partnerships are collaborative, mutually beneficial, and address community needs.
7. **Progress Monitoring:** Service learning engages participants in an ongoing process to assess the quality of implementation and progress toward meeting specified goals and uses results for improvement and sustainability.

Field Code Changed

8. Duration and Intensity: Service learning has sufficient duration and intensity to address community needs and meet specified outcomes.

Service-Learning At a Glance

Suggested Grade Levels	6-12
Graduation Requirement	Yes
CCCRI	Yes
Duration <u>and Additional Credit</u>	Duration will vary according to the type of experience. <i>Service-learning projects may be held during the summer, after school, during the school year, in conjunction with CTSO experiences, or in the desired format to meet student and community needs.</i> No additional credit available beyond the CTE Course credit.
Pay	None
<u>Additional Credit</u>	None (within CTE course credit)
Related Classroom Instruction	Yes
CTE WBL <u>Coordinator/Teacher/Point of Contact/Designee</u> Qualifications	The CTE WBL coordinator/teacher/point of contact/designee need not be certified in the career field but should have knowledge of career pathways to effectively implement the service-learning experience.
Student Eligibility	There are no specific prerequisites for a service-learning experience. Consider the following prior to placement: <ul style="list-style-type: none"> ● Successful completion of career inventory and exploration activities ● Relevant work experience (e.g., job shadow, part-time job) ● Recommendation from classroom teacher or school counselor ● Minimum attendance and/or grade point average ● Completion of application and interview process

	<ul style="list-style-type: none"> • Completion of required forms • Ability to fulfill the time demands of the project
Sample Forms (See Appropriate Appendix)	<ul style="list-style-type: none"> • CTE High-Quality Work-Based Learning Workplace Evaluation Checklist (required, Appendix A) • Service- Learning Needs Assessment and Initial Research (Appendix DAppendix B) • Service- Learning Group Project Student List (Appendix DAppendix B) • Service- Learning Project Planning Worksheet (Appendix DAppendix B) • CTE High-Quality Work-Based Learning Training Agreement (required, Appendix A) • CTE High-Quality Work-Based Learning Student Reflection (Appendix A) • Service- Learning Project Partner Evaluation (Appendix DAppendix B)

Establishing a Service-Learning Experience

To create a service-learning experience, the CTE WBL ~~coordinator/teacher/point of contact~~ [designee](#) can assist students in conducting initial research to determine community needs, including conducting surveys, consulting community agency representatives, and coordinating with local organizations and/or media. Once key public issues have been identified and analyzed, expectations for experience scope and rigor must be set. Expectations for the experience and for the students must be based on ~~the student's~~ abilities and areas of interest, as well as community needs and the school's goals and vision. Because all CTE HQWBL experiences depend on cultivating community relationships, consider collaborating with people in existing experiences that may complement the new service-learning experience. Service learning may take place in conjunction with CTSO experiences as long as CTE HQWBL service-learning criteria are met.

Once high-level decisions about the experience have been made, standards, expectations, and responsibilities must be drafted for all stakeholders. The CTE WBL ~~designee~~~~coordinator/teacher/point of contact~~ must ensure all safety requirements are followed by business/community project partners, develop training materials, and provide a service-learning training agreement to be signed by the ~~student, the parent/guardian, the~~ CTE WBL ~~designee~~~~coordinator/teacher/point of contact, the student, the parent/guardian~~ [project contact](#), and ~~the project contacts~~ [school administrator](#).

Effective service-learning experiences provide closure as well as time for reflection, so that students may think critically about ~~the~~ service-learning experiences. Additionally, consider celebrating student service through certificates, assemblies, or media coverage. Elicit feedback to

improve the experience and to ensure the continual involvement of students and community members.

Roles and Timeline for Service-Learning Implementation

Before the Service-Learning Project

CTE WBL Coordinator/Teacher/Point of Contact/Designee	Student	Project Partner (if applicable)
<ul style="list-style-type: none"> ● Review career assessment results. ● Identify interested and qualified students. ● Cultivate community partnerships to help secure contacts for students. ● Use the workplace evaluation checklist to screen potential employers. ● Orient students to expectations, including safety requirements (e.g., PPE). ● Work with students to develop a project framework. ● Confirm logistics, including transportation for students, parent/guardian permission, and emergency contact information. ● Encourage students to share information regarding supports and accommodations needed to be successful in the workplace so that any community partners may be aware of student needs (e.g., health issues, dietary restrictions). 	<p><u>Planning and Implementation</u></p> <ul style="list-style-type: none"> ● Identify an area of interest. ● Define a community need. ● Establish community contacts. ● Get-Obtain pre-approval for the project. <p><u>Research</u></p> <ul style="list-style-type: none"> ● Conduct academic research. ● Identify experts in the field. ● Become familiar with relevant local, state, and federal ordinances, codes, and laws. ● Organize findings and data. ● Review the research with CTE WBL Coordinator/Teacher/Point of Contact/Designee (and project partner, if applicable). <p><u>Proposal Development</u></p> <ul style="list-style-type: none"> ● Define the project (who, what, when, where, and how). ● Follow the written standards and expectations. ● Define the project resources. ● Create a project timeline. ● Receive approval from the project partner, if applicable. 	<ul style="list-style-type: none"> ● Communicate expectations and confirm logistics with CTE WBL Coordinator/Teacher/Point of Contact/Designee. ● Communicate with the staff about the student visit(s).

<ul style="list-style-type: none"> Finalize each student’s training agreement with the appropriate parties. 	<u>Approval and Permission</u> <ul style="list-style-type: none"> Present the proposal for approval. Edit as needed. Obtain permissions or permits. 	
--	--	--

During the Service-Learning Project

CTE WBL Coordinator/ Teacher/Point of Contact/Designee	Student	Project Partner (if applicable)
<ul style="list-style-type: none"> Support students in working toward project-learning objectives. Provide supervision. Structure learning activities to complement the service-learning experience (e.g., discussions, reading, writing, reflection, presentation). Evaluate student progress. Conduct progress conferences. Approve service-learning hours. Maintain ongoing communication with students and project partners. 	<ul style="list-style-type: none"> Provide updates to CTE WBL coordinator/teacher/ point of contact/designee. Comply with all workplace rules and exercise workplace readiness skills. Document CTE HQWBL hours. 	<ul style="list-style-type: none"> May provide supervision for student. May evaluate the student progress. May coordinate and communicate with CTE WBL coordinator/ teacher/point of contact/designee.

After the Service-Learning Project

CTE WBL Coordinator/ Teacher/Point-of Contact/Designee	Student	Project Partner (if applicable)
<ul style="list-style-type: none"> ● Collect feedback from the students and project partners. ● Evaluate student performance. ● Submit reports as required. 	<ul style="list-style-type: none"> ● Complete feedback and reflection assignments. ● Update résumé based on new skills and experiences gained. 	<ul style="list-style-type: none"> ● Complete feedback and evaluation forms.

CAREER AND TECHNICAL EDUCATION

Commented [A3]: Replace this section page with the 2024-2025 Section page (below).

High-Quality Work-Based Learning Guide 2023-2024 2024-2025



Externship

CAREER AND TECHNICAL EDUCATION

**High-Quality Work-Based Learning Guide
2024-2025**

Externship



VIRGINIA DEPARTMENT OF EDUCATION OFFICE OF CAREER, TECHNICAL, AND ADULT EDUCATION

Externship

An externship is a short CTE HQWBL experience, of a minimum duration of 40 hours, where the student is paired with a working professional to observe and get a preview of the day-to-day activities ~~needed for~~[involved in](#) a career. Based on students' interests in specific careers and/or organizations, externship experiences can help students learn more about the nature of various jobs and work environments, as well as education and training required to succeed.

An externship is an extended job shadowing experience, designed so students may ask questions, observe, and spend more time getting a feel for a workplace. While the work accomplished in the context of an externship will be important, there is no work delegated or projects assigned such as those found in a longer-term experience such as an internship.

Externship ~~At~~ [at](#) a Glance

Suggested Grade Levels	6-12
Graduation Requirement	Yes, if at least 40 hours are earned
CCCRI	Yes, if at least 40 hours are earned
Duration and Additional Credit	Minimum of 40 hours <i>Externships may be held during the summer, after school, during the school year, or in the desired format to meet student and employer needs.</i> No additional credit available beyond the CTE Course credit.
Pay	None
Additional Credit	None (within CTE course credit)
Related Classroom Instruction	Yes
CTE WBL Coordinator/Teacher/Point of Contact Designee Qualifications	The CTE WBL coordinator/teacher/point of contact designee need not be certified in the career field but should have knowledge of career pathways to effectively implement the externship experience.

Student Eligibility	While there are no specific prerequisites to an externship experience, students who have already participated in career awareness activities would benefit most from externships. As with other CTE HQWBL activities, the content and expectations should reflect each student's need for additional information about specific careers.
Sample Forms (See Appendix A)	<ul style="list-style-type: none"> • CTE High-Quality Work-Based Learning Employer Participation Form • CTE High-Quality Work-Based Learning Workplace Evaluation Checklist (required) • CTE High-Quality Work-Based Learning Training Agreement (required) • CTE High-Quality Work-Based Learning Student Reflection • CTE High-Quality Work-Based Learning Employer/Mentor Evaluation

Establishing an Externship Experience

Successful externship experiences require collaboration, communication, and preparation by several stakeholders. The planning process involves preparing students for the experience and helping host employers communicate effectively with students. Consider the following:

1. Convene the stakeholders (e.g., employers, members of professional associations such as chambers of commerce, school administrators, school counselors, career advisors, and the CTE WBL [coordinator/teacher/point of contact/designee](#)).
2. Cultivate relationships with employers.
3. Determine the scope and structure of the externship experience, including the location, timeframe, and policies that will govern student selection and supervision.
4. Establish criteria for selection of students and employer hosts.
5. Ensure legal requirements are met, including identifying all workplace safety requirements.
6. Assess students' career interests and eligibility to identify potential participants.
7. Utilize a training agreement.
8. Ensure that adequate supervision is provided throughout the externship through workplace visits, evaluations, and regular communication.
9. Give recognition to participating stakeholders, with emphasis on the host employer and the student.
10. Promote the externship experience to area business and industry partners (employers), parents/guardians, school administrators, students, and advisory groups.

Roles and Timeline for Externship Implementation

Before the Externship Experience

CTE WBL Coordinator/ Teacher/Point of Contact <u>Designee</u>	Student	Employer
<ul style="list-style-type: none"> ● Review career assessment results. ● Identify interested and qualified students. ● Assist students in identifying career interests. ● Cultivate community partnerships to help secure contacts for students. ● Use the workplace evaluation checklist to screen potential employers. ● Orient students to expectations, including safety requirements (e.g., PPE). ● Confirm logistics, including transportation for students, parent/guardian permission, and emergency contact information. ● Encourage student to share information regarding supports and accommodations needed to be successful in the workplace so that the employer may be aware of student needs (e.g., health issues, dietary restrictions). ● Finalize each student’s externship training agreement with the appropriate parties. 	<ul style="list-style-type: none"> ● Research the industry and workplace prior to the externship. ● Identify externship opportunities of interest. ● Submit the required forms. ● Participate in any orientation activities required by the employer. ● Prepare questions to ask while participating in the externship experience. 	<ul style="list-style-type: none"> ● Communicate expectations and confirm logistics with CTE WBL coordinator/ teacher/point of contact<u>designee</u>. ● Communicate with staff about student visits.

During the Externship Experience

CTE WBL Coordinator/ Teacher/Point of Contact Designee	Student	Employer
<ul style="list-style-type: none"> ● Communicate with the employer and the student. ● Approve student hours. ● Evaluate student progress. ● Conduct progress conferences. 	<ul style="list-style-type: none"> ● Provide updates to CTE WBL coordinator/teacher/ point of contactdesignee. ● Participate in progress conferences. ● Reflect on the connection between what is learned at school and at the workplace. ● Comply with all workplace rules and exercise workplace readiness skills. ● Record observations of the career and workplace. ● Document CTE HQWBL hours. 	<ul style="list-style-type: none"> ● Evaluate student extern progress. ● Participate in progress conferences. ● Coordinate and communicate with CTE WBL designeecoordinator/ teacher/point of contact. ● Provide insights into various aspects of the industry for the student.

After the Externship Experience

CTE WBL Coordinator/ Teacher/Point of Contact Designee	Student	Employer
<ul style="list-style-type: none"> ● Gather feedback from the student and the employer. ● Evaluate student performance. ● Submit the required reports. 	<ul style="list-style-type: none"> ● Complete feedback and reflection assignments. ● Update résumé based on new skills and experiences gained. 	<ul style="list-style-type: none"> ● Complete feedback and evaluation forms.

CAREER AND TECHNICAL EDUCATION

Commented [A4]: Replace this section page with the 2024-2025 Section Page (below).

High-Quality Work-Based Learning Guide 2023-20242024-2025



**School-Based
Enterprise**

CAREER AND TECHNICAL EDUCATION

**High-Quality Work-Based Learning Guide
2024-2025**

**School-Based
Enterprise**



VIRGINIA DEPARTMENT OF EDUCATION OFFICE OF CAREER, TECHNICAL, AND ADULT EDUCATION

School-Based Enterprise

An ~~school-based enterprise~~ (SBE) is an ongoing, student-managed, ~~entrepreneurial~~ operation within the school setting. It provides goods or services that meet the needs of the school's target markets (i.e., students, teachers, administrators, parents/guardians, community members, community organizations, businesses) through a school store location, mobile unit, and/or website. SBEs replicate the workplace to provide career insights and relevant experiences for the student. ~~School-based enterprises~~ SBEs utilize hands-on, project-based learning laboratories, which provide connections to classroom instruction. Students operate and manage the SBE, where they learn and build on leadership, supervision, and management skills. The role of the CTE WBL ~~designee/ coordinator/ teacher/ point of contact~~ involves the integration of technical content and skills students can put into practice in the SBE.

Accepted forms of SBE include, but are not limited to:

- ~~C~~ulinary café or catering services
- ~~A~~griculture greenhouse operation and plant sales
- ~~e~~Childcare programs
- ~~R~~etail store
- ~~c~~redit union
- ~~A~~utomotive services
- ~~c~~arpentry services
- ~~C~~reative design ~~and printing~~ services-

~~School-based enterprises~~ SBEs provide a great benefit to the school, the community, and related program areas. Goods and services needed by the stakeholders sometimes can be provided at a reduced cost and can strengthen stakeholder relationships. ~~School-based enterprises~~ SBEs provide practical learning experiences that strengthen the connection between classroom instruction and real-world experiences, which can build management and leadership skills at a level not typical in other CTE HQWBL experiences. ~~School-based enterprises~~ SBEs also allow students to gain valuable work experience without having to leave the school setting.

School-Based Enterprises ~~At~~ at a Glance

Suggested Grade Levels	6-12
Graduation Requirement	Yes
CCCRI	Yes

Duration <u>and Additional Credit</u>	Aligned with course duration No additional credit available beyond the CTE Course credit.
Pay	School-based enterprises SBEs may be paid or unpaid. If paid, the payment must be the state or federal minimum wage (whichever is higher) and based on a progressive wage schedule. Paid experiences must be conducted in compliance with federal and state labor laws. (See Wage and Hour Division, Employment Standards Administration, U.S. Department of Labor, Employment Standards Administration, Wage and Hour Division Wage and Hour Division, Employment Standards Administration, -U.S. Department of Labor; http://www.dol.gov/whd/ ; and the Virginia Department of Labor and Industry (Labor and Employment Law, VDOLI), Labor and Employment Law Labor and Employment Law, VDOLI, https://doli.virginia.gov/ .)
<u>Additional Credit</u>	None (included within CTE course credit)
Related Classroom Instruction	Yes
CTE WBL Coordinator/Teacher/Point of Contact Designee Qualifications	The CTE WBL designee coordinator/teacher/point of contact need not be certified in the career field but should have knowledge of career pathways to effectively implement the school-based enterprise SBE experience.
Student Eligibility	While there are no specific prerequisites to an SBE, students who have already participated in some career awareness activities would benefit most from participating in an SBE. As with other CTE HQWBL activities, the content and expectations should reflect each student's need for additional information about specific careers.
Sample Forms (See Appendix A)	<ul style="list-style-type: none"> • CTE High-Quality Work-Based Learning Training Agreement (required) • CTE High-Quality Work-Based Learning Student Reflection

Field Code Changed

Establishing a School-Based Enterprise

To create an SBE, the CTE WBL ~~designee~~coordinator/teacher/point of contact, CTE teacher, and/or students can conduct initial research to determine school-based needs and target markets,

including conducting surveys and consulting groups within the school. Once needs have been identified and analyzed, expectations for [the scope of the experience seope](#) must be set. Expectations for the experience and for the students must be based on student abilities and areas of interest as well as school-based needs. Because all CTE HQWBL experiences depend on cultivating community relationships, consider collaborating with partners in existing experiences that may complement the new SBE experience.

Once high-level decisions about the experience have been made, standards, expectations, and responsibilities must be drafted for all stakeholders. These should include:

- [hours-Hours](#) of operation
- [goods-Goods](#) and services to be provided
- [prices-Prices](#) of goods and services
- [inventory-Inventory](#) and vendor selection
- [Ssecure](#) storage for merchandise (if needed)
- [payment-Payment](#) system determination (e.g., cash, check, credit/debit cards).

Effective CTE HQWBL experiences provide closure as well as time for reflection, so that students may think critically about the experiences. Additionally, consider celebrating involvement in the SBE through certificates, assemblies, or media coverage. Elicit feedback to improve the experience and to ensure the continual involvement of students and the school community.

Day-to-day tasks will be performed by student-employees, but the SBE should be overseen by a teacher to ensure that it complies with the school accounting system and all federal, state, and local regulations. The teacher should also take care to ensure that the following tasks are performed regularly:

- Offering guidance and instruction to SBE student managers and staff
- Monitoring inventory of merchandise, including ensuring that items are sold well before the expiration date
- Ensuring transactions/deposits are completed according to school accounting procedures
- Instructing students on the preparation of profit-and-loss statements

Roles and Timeline for School-Based Enterprise Implementation

Before the SBE Experience

SBE Supervisor	Student
<ul style="list-style-type: none"> ● Review career assessment results. ● Identify interested and qualified students. ● Orient students to expectations, including safety requirements (e.g., PPE). ● Finalize each student's SBE training agreement with appropriate parties. 	<ul style="list-style-type: none"> ● Express interest and complete any necessary application procedures for the SBE. ● Submit required forms. ● Participate in applicable interviewing and orientation activities.

During the SBE Experience

SBE Supervisor	Student
<ul style="list-style-type: none"> ● Support students in working toward related learning objectives, structuring learning activities to complement the SBE. ● Evaluate student progress. ● Conduct progress conferences. ● Maintain ongoing communication with all SBE stakeholders. ● Approve student hours. 	<ul style="list-style-type: none"> ● Provide updates to CTE WBL design coordinator/teacher/point of contact. ● Comply with all SBE rules and exercise workplace readiness skills. ● Maintain communication with others within the SBE. ● Record observations of SBE. ● Document CTE HQWBL hours.

After the SBE Experience

SBE Supervisor	Student
<ul style="list-style-type: none"> ● Collect documentation. ● Evaluate the student's performance. ● Submit reports, as required. 	<ul style="list-style-type: none"> ● Complete feedback and reflection assignments. ● Update the student's résumé based on new skills and experiences gained.

CAREER AND TECHNICAL EDUCATION

Commented [A5]: Replace this section page with the 2024-2025 Section Page (Below).

High-Quality Work-Based Learning Guide 2023-20242024-2025



Mentorship

CAREER AND TECHNICAL EDUCATION

**High-Quality Work-Based Learning Guide
2024-2025**

Mentorship ●



VIRGINIA DEPARTMENT OF EDUCATION OFFICE OF CAREER, TECHNICAL, AND ADULT EDUCATION

Mentorship

Mentorship is a CTE HQWBL experience consisting of a long-term relationship focused on supporting the growth and development of [a student](#)s as they learn about a particular industry and workplace. The student is paired with a community professional who has a recognized record of achievement and first-hand experience in the occupational field or career cluster of the student's choice. The mentor becomes a source of guidance, motivation, wisdom, teaching, role modeling, and support. The knowledge, advice, and resources shared depend on the format and goals of the mentoring relationship. Mentor support can provide a wide range of personal and professional benefits, which lead to improved performance in the workplace. Mentorship requires student preparation, including career exploration, prior to the experience.

Mentors are encouraged to provide the student with as much hands-on experience as possible and to provide a broad view of the business/industry as well as routine tasks and challenging opportunities. A mentorship may be completed on a one-on-one, small group, ~~or virtual basis, or~~ [hybrid basis](#).

Mentorship ~~At~~ at a Glance

Suggested Grade Levels	6-12
Graduation Requirement	Yes, if at least 140 hours are earned in a school year
CCCRI	Yes, if at least 140 hours are earned in a school year
Duration and Additional Credit	Duration of mentorship is aligned with the duration of the associated CTE course. Students may earn an additional .5 credit toward graduation for mentorships of at least a 140-hour duration in grades 9-12a school year. Mentorships of shorter duration do not earn an additional credit outside what is earned for the related CTE course.
Pay	None
Additional Credit	Students may earn an additional .5 credit toward graduation for mentorships of at least a 140-hour duration in grades 9-12. Mentorships of shorter duration do not earn an additional credit outside what is earned for the related CTE course.

Related Classroom Instruction	Yes
CTE WBL Coordinator/Teacher/Point of Contact Designee Qualifications	The CTE WBL designee/coordinator/teacher/point of contact need not be certified in the career field but should have knowledge of career pathways to effectively implement the mentorship.
Student Eligibility	<p>There are no specific prerequisites for a mentorship experience. Consider the following prior to placement:</p> <ul style="list-style-type: none"> • Successful completion of career inventory and exploration activities • Relevant work experience (e.g., job shadow, part-time job) • Recommendation from classroom teacher or school counselor • Minimum attendance and/or grade point average • Ability to fulfill the time demands of the mentorship
Sample Forms (See Appropriate Appendix)	<ul style="list-style-type: none"> • CTE High-Quality Work-Based Learning Employer Participation Form (Appendix A) • CTE High-Quality Work-Based Learning Workplace Evaluation Checklist (required, Appendix A) • CTE High-Quality Work-Based Learning Training Agreement (required, Appendix A) • Mentorship Independent Study Project Template (Appendix B) • CTE High-Quality Work-Based Learning Student Reflection (Appendix A) • CTE High-Quality Work-Based Learning Employer/Mentor Evaluation (Appendix A)

Establishing a Mentorship Experience

Successful mentorships require collaboration, communication, and preparation by many school and community stakeholders. Consider these recommendations when developing a mentorship model for the school division:

1. Convene the stakeholders (e.g., employers, members of professional associations such as chambers of commerce, school administrators, school counselors, career advisors, and the CTE WBL ~~designee/coordinator/teacher/point of contact~~).
2. Cultivate relationships with mentors.

3. Determine the scope and structure of the mentorship experience, including location and timeframe and policies that will govern student selection and supervision.
4. Establish criteria for the selection of students and the selection of mentors.
5. Ensure legal requirements are met, including safety requirements in the workplace.
6. Assess students' career interests and eligibility to identify potential mentees.
7. Utilize the [CTE HQWBL Training Agreement](#).
8. Ensure that adequate supervision is provided throughout the mentorship through workplace visits, evaluations, and regular communication.
9. Give recognition to participants, with emphasis on the mentors and the students.
10. Promote the mentorship experience to area employers, parents/guardians, school administrators, students, and advisory groups.

Required Hours

Credit for mentorship experiences during a 36-week course should be based upon the student's successful completion of the course and continuous mentoring. To receive an additional half credit toward graduation for the mentorship, students in the 9th through 12th grade should complete a minimum of 140 hours for the school year. In addition, 140-hour mentorships may culminate in the completion of an independent study project. For mentorships of fewer than 140 hours, students will not receive credit beyond the credit earned for the related CTE course.

Roles and Timeline for Mentorship Implementation

Before the Mentorship Experience

CTE WBL Coordinator/ Teacher/Point of Contact <u>Designee</u>	Student	Employer/Mentor
<ul style="list-style-type: none"> ● Review career assessment results. ● Identify interested and qualified students. ● Assist students in identifying career interests. ● Cultivate community partnerships to help secure contacts for students. ● Use the workplace evaluation checklist to screen potential employers. ● Orient students to expectations, including safety requirements (e.g., PPE). ● Confirm logistics, including transportation for students, parent/guardian permission, and emergency contact information. ● Encourage students to share information regarding supports and accommodations needed to be successful in the workplace so that the employer may be aware of student needs (e.g., health issues, dietary restrictions). ● Finalize each student's training agreement with the appropriate parties. 	<ul style="list-style-type: none"> ● Research the industry and workplace prior to the mentorship. ● Identify mentorship opportunities of interest. ● Submit the required forms. ● Participate in any required orientation activities. ● Prepare questions to ask while participating in the mentorship experience. 	<ul style="list-style-type: none"> ● Communicate expectations and coordinate logistics with CTE WBL Coordinator/ Teacher/Point of Contact <u>Designee</u>. ● Communicate with staff about <u>the</u> student visit(s).

During the Mentorship Experience

CTE WBL Coordinator/ Teacher/Point of Contact Designee	Student	Employer/Mentor
<ul style="list-style-type: none"> • Communicate with mentors. • Approve student hours. • Evaluate student progress. • Conduct progress conferences. 	<ul style="list-style-type: none"> • Provide updates to CTE WBL designeeordinator/teacher/point of contact. • Participate in progress conferences. • Reflect on the connection between what is learned at school and in the workplace. • Comply with all workplace rules and exercise workplace readiness skills. • Record observations of the career and workplace. • Document CTE HQWBL hours. 	<ul style="list-style-type: none"> • Coordinate and communicate with CTE WBL designeeordinator/teacher/point of contact. • Evaluate student mentee progress. • Participate in progress conferences. • Provide insights into various aspects of the industry for the student.

After the Mentorship Experience

CTE WBL Coordinator/ Teacher/Point of Contact Designee	Student	Employer/Mentor
<ul style="list-style-type: none"> • Collect feedback from the student and the mentor. • Evaluate student performance. • Submit reports as required. 	<ul style="list-style-type: none"> • Complete feedback and reflection assignments. • Update résumé based on new skills and experiences gained. 	<ul style="list-style-type: none"> • Complete feedback and evaluation forms.

CAREER AND TECHNICAL EDUCATION

High-Quality Work-Based Learning Guide 2023-2024 2024-2025



Internship

Commented [A6]: Replace this section page with the 2024-2025 section page (below).

CAREER AND TECHNICAL EDUCATION

**High-Quality Work-Based Learning Guide
2024-2025**



Internship

VIRGINIA DEPARTMENT OF EDUCATION, OFFICE OF CAREER, TECHNICAL, AND ADULT EDUCATION

Internship

Internship is a CTE HQWBL experience that places the student in a [real](#)-workplace environment. [This placement](#) allows the student to develop and practice career-related knowledge and skills for a specific career field related to the student’s career interests, abilities, and goals. Internships may be paid or unpaid, are connected to classroom learning, and are accompanied by structured reflection activities. Student interns are guided by a formal, written training plan that defines specific academic and workplace skills to be mastered.

Internships [a](#)At a Glance

Suggested Grade Levels	11-12
Graduation Requirement	Yes
CCCRI	Yes
Duration and Additional Credit	Students should work a minimum of 280 hours for the school year to earn a one credit in addition to the course credit toward graduation. Internships of shorter duration do not earn an additional credit outside of that already earned for the related CTE course. For a quality internship experience, the VDOE suggests the intern work a minimum of 100 hours.
Pay	Internship experiences may be paid or unpaid. (Refer to U.S. Department of Labor Fact Sheet #71 .) If paid, the payment must be the state or federal minimum wage (whichever is higher) and based on a progressive wage schedule. Paid experiences must be in compliance with federal and state labor laws. (See Wage and Hour Division, Employment Standards Administration, U.S. Department of Labor , Wage and Hour Division, Employment Standards Administration, U.S. Department of Labor , https://www.dol.gov/agencies/whd , and the Virginia Department of Labor and Industry (VDOLI), Labor and Employment Law , https://www.doli.virginia.gov/VDOLI .)
Additional Credit	Students may earn one additional credit toward graduation for

	<p>internships of at least 280 hours.</p> <p>If a student does not complete 280 hours, the student will not earn an additional credit. For a quality internship experience, the VDOE suggests the intern work a minimum of 100 hours.</p>
Related Classroom Instruction	Yes
Regulations	<p>Paid internship experiences must be in compliance with federal and state labor laws.</p> <p>Federal legislation governs whether interns must be paid by the minimum wage and overtime under the Fair Labor Standards Act (FLSA) for the services that they provide to private sector “for-profit” employers. Educators must meet the seven criteria under the Test for Unpaid Interns (https://www.dol.gov/agencies/whd/fact-sheets/71-flsa-internships) if they are placing students in unpaid internships. Otherwise, the students must follow the FLSA (https://www.dol.gov/agencies/whd/flsa) for paid internships.</p>
CTE WBL Coordinator/Teacher/Point of Contact Designee Qualifications	<p>In general, the CTE WBL designee/coordinator/teacher/point of contact need not be certified in the career field but must have knowledge of career pathways to effectively implement the internship.</p> <p><i>Note: Internships in occupations related to Agriculture Education, Family and Consumer Sciences, Health and Medical Sciences, Technology Education, and Trade and Industrial Education may have specific requirements for the CTE WBL coordinator/teacher/point of contact/designee. Please contact the appropriate VDOE CTE program specialist (https://www.doe.virginia.gov/teaching-learning-assessment/k-12-standards-instruction/career-and-technical-education-etc/cte-program-areas) for details.</i></p>
Student Eligibility	<p>There are no state-mandated student eligibility requirements for internships. Consider the following prior to placement:</p> <ul style="list-style-type: none"> • Successful completion of career inventory and exploration activities • Relevant work experience (e.g., job shadow, part-time job) • Recommendation from classroom teacher or counselor • Minimum attendance and/or grade point average

	<ul style="list-style-type: none"> • Possess acceptable workplace readiness skills • Completion of application and interview process with host employer • Completion of student registration and parent/guardian permission • Ability to fulfill the time demands of the internship
Forms (See Appendix A)	<ul style="list-style-type: none"> • CTE High-Quality Work-Based Learning Employer Participation Form • CTE High-Quality Work-Based Learning Workplace Evaluation Checklist (required) • CTE High-Quality Work-Based Learning Training Agreement (required) • CTE High-Quality Work-Based Learning Training Plan (required only for internships of 280 hours or longer) • CTE High-Quality Work-Based Learning Student Reflection • CTE High-Quality Work-Based Learning Employer/Mentor Evaluation

Establishing an Internship Experience

Successful internships require collaboration, communication, and preparation by school and community stakeholders. Consider these recommendations when developing an internship model for the school division:

1. Convene the stakeholders needed to assist with implementing internships, such as employers, members of professional associations such as chambers of commerce, school administrators, counselors, career advisors, and the CTE WBL [design coordinator/teacher/point of contact](#).
2. Determine the scope and structure of the internship experience, including policies that will govern student selection and intern supervision.
3. Assess students' career interests and eligibility to identify potential interns and target potential employers.
4. Cultivate relationships with employers to host internships, and work with them to structure internships that will benefit students, employers, and workplace supervisors.
5. Facilitate employers' interviews of student candidates for internships and allow the employers to make the final selections.
6. Prepare students for their internships through student and parent/guardian orientation and the development of training agreements and plans.

7. Develop an internship training agreement.
8. Ensure that adequate supervision is provided during the internships. Examples include workplace visits, employer evaluations, or regular communication with employers and students.
9. Ensure legal requirements are met, including identifying all safety requirements in the work environment.
10. Provide for structured student reflection, both individual and group, before, during, and after internship experiences.
11. Give recognition to participating stakeholders, with emphasis on the host employers and students.
12. Promote the internship experience to area business and industry partners (employers), parents/guardians, school administrators, students, and advisory groups.

Training Agreement

An internship training agreement must be developed and followed for each student. It is a written statement of commitment to a CTE HQWBL experience made by the student, parent/guardian, CTE WBL ~~coordinator/teacher/point of contact~~[designee](#), ~~the employer, and~~ school administrator, ~~and employer~~. It is a required formal document that contains mutually agreed-upon expectations for all parties involved that spells out each party's role, as well as other considerations, such as employment terms, schedule, duration of work, compensation (if applicable), and termination. It is the most important tool providing protection to the CTE WBL ~~designee~~[coordinator/teacher/point of contact](#) and school officials against accusations of negligence and liability claims. It establishes a basis of understanding as to expectations for participating students -- and all parties involved. It is important that each student placed in a CTE HQWBL workplace has a fully completed training agreement on file.

If the CTE WBL ~~designee~~[coordinator/teacher/point of contact](#) supervises interns from other classes within a CTE program area, the students' classroom teacher(s) should also be involved in and sign the training agreement. All signatories should retain a copy of the agreement.

Obtaining the employer's signature provides an excellent opportunity for a visit to the employer to build relationships. It is best practice for the CTE WBL ~~designee~~[coordinator/teacher/point of contact](#) to have these documents signed in his/her presence.

A sample ~~training agreement~~[CTE High-Quality Work-Based Learning Training Agreement](#) is provided in [Appendix A](#). Any customized documentation must include the VDOLI requirements (those items marked with asterisks and italics).

Training Plan

Internship experiences follow a training plan for experiences of 280 hours or longer. A training plan is a formal document identifying the classroom instruction and workplace training that will contribute to the employability and ongoing development of a student (see [8VAC20-120-20](https://law.lis.virginia.gov/admincode/title8/agency20/chapter120/section20/); <https://law.lis.virginia.gov/admincode/title8/agency20/chapter120/section20/>). The CTE WBL [designee/coordinator/teacher/point of contact](#), employer, and student must jointly prepare the training plan. The plan, which provides documentation for evaluation, should include development of the technical skills required by the occupation as well as enhancement of workplace readiness skills.

The training plan should contain items in three categories:

1. Workplace readiness skills
2. Specific duties and tasks performed on the job
3. Related classroom instruction (Including this component allows the student to apply [core technical](#) competencies learned in the classroom to the CTE HQWBL experience.)

A sample [training plan](#) CTE High-Quality Work-Based Learning Training Plan is provided in [Appendix A](#). Forms may be customized as appropriate for each CTE HQWBL experience or by each program area or school division.

Student Supervision

Adherence to the guidelines outlined below ensures the integrity of the internship experience:

- CTE WBL [designee/coordinator/teacher/point of contact](#) should meet with the students' CTE classroom teacher(s) before each workplace visit and, if there is a need, after each visit.
- Meetings between CTE WBL [designee/coordinator/teacher/point of contact](#) and the students' CTE classroom teacher(s) must be documented on the training plans.
- CTE classroom teachers' involvement in the development of the training agreements and training plans must be certified by signatures on both documents.
- Training agreement and training plan forms must be modified to account for the meetings with and involvement of other program classroom teachers, if applicable.

Required Hours

Credit for internship experiences during the school year should be based upon the student's successful completion of the course and continuous, satisfactory employment. To receive an additional credit toward graduation for the internship, students should achieve a minimum of 280 hours for the school year. Many students will exceed 280 hours. Internships of fewer than 280

hours may be completed, but students will not receive additional credit beyond the approved credit(s) earned for completing the related CTE course.

School Records

Participating schools must maintain the following records for each internship student:

- Training agreement
- Training plan
- Student competency record
- Local wage and hour information
- Documentation of all out-of-school coordination activities, including the dates of workplace visits

The retention and disposition schedule for internship records is as follows:

- Enrollment — retain one year, then destroy
- Evaluation — retain three years, then destroy
- Experience — review annually; destroy records that have no administrative value
- Work experience forms (including training agreements, training plans, student competency records, local wage and hour information, and documentation of workplace visits) — retain five years after the student graduates, then destroy
- Record of employment — retain five years after the completion of the experience, then destroy
- Employment evaluations — retain five years from the year in which the evaluation is completed, then destroy

Roles and Timeline for Internship Implementation

Before the Internship Experience

CTE WBL Coordinator/ Teacher/Point of Contact <u>Designee</u>	Student	Employer
<ul style="list-style-type: none"> ● Review career assessment results. ● Identify interested and qualified students. ● Assist students in identifying career interests. ● Cultivate community partnerships to help secure contacts for students. ● Use the workplace evaluation checklist to screen potential employers. ● Counsel students regarding job-placement and interview techniques. ● Orient students to expectations, including safety requirements (e.g., PPE). ● Confirm logistics, including transportation for students, parent/guardian permission, and emergency contact information. ● Encourage students to share information regarding supports and accommodations needed to be successful in the workplace so that the employer may be aware of student needs (e.g., health issues, dietary restrictions). ● Finalize each student internship training agreement and training plan with the appropriate parties. 	<ul style="list-style-type: none"> ● Research the industry and workplace prior to the internship. ● Identify internship opportunities of interest. ● Submit required forms. ● Develop a résumé. ● Complete an internship application and participate in an interview. ● Conduct an interview follow-up (e.g., send a thank-you note, make a follow-up phone call to check the status of the application). ● Upon acceptance of an internship offer, complete any required federal and state tax forms. ● Participate in orientation activities required by the employer. 	<ul style="list-style-type: none"> ● Communicate expectations and confirm logistics with CTE WBL designee<u>coordinator/teacher/point of contact</u>. ● Create a job description. ● Work with the CTE WBL designee<u>coordinator/teacher/point of contact</u> and student on the training plan, citing specific goals and benchmarks. ● Interview and select the intern. ● Orient the intern to the workplace and position.

During the Internship Experience

CTE WBL Coordinator/ Teacher/Point of Contact Designee	Student	Employer
<ul style="list-style-type: none"> ● Approve student hours. ● Evaluate student progress. ● Observe students at the workplace. ● Conduct progress conferences. ● Maintain communication with employers. ● Comply with applicable local, state, and federal laws. 	<ul style="list-style-type: none"> ● Provide updates to CTE WBL designee coordinator/ teacher/point of contact. ● Participate in progress conferences. ● Maintain school attendance. ● Reflect on the connection between what is learned at school and at the workplace. ● Comply with all workplace rules and exercise workplace readiness skills. ● Record observations of career and workplace. ● Document CTE HQWBL internship experience hours. 	<ul style="list-style-type: none"> ● Participate in progress conferences. ● Supervise and assist students in working toward learning objectives. ● Document and assess student performance. ● Coordinate and communicate with CTE WBL designee coordinator/ teacher/point of contact. ● Comply with applicable local, state, and federal laws.

After the Internship Experience

CTE WBL Coordinator/ Teacher/Point of Contact Designee	Student	Employer
<ul style="list-style-type: none"> ● Evaluate student performance. ● Collect documentation. ● Submit reports as required. 	<ul style="list-style-type: none"> ● Complete feedback and reflection assignments. ● Update résumé based on new skills and experiences gained. 	<ul style="list-style-type: none"> ● Complete feedback and evaluation forms.



WAGE AND HOUR DIVISION
UNITED STATES DEPARTMENT OF LABOR

Fact Sheet #71: Internship Programs Under the Fair Labor Standards Act

Updated January 2018

This fact sheet provides general information to help determine whether interns and students working for “for-profit” employers are entitled to minimum wages and overtime pay under the Fair Labor Standards Act (FLSA).¹

Background

The FLSA requires “for-profit” employers to pay employees for their work. Interns and students, however, may not be “employees” under the FLSA—in which case the FLSA does not require compensation for their work.

The Test for Unpaid Interns and Students

Courts have used the “primary beneficiary test” to determine whether an intern or student is, in fact, an employee under the FLSA.² In short, this test allows courts to examine the “economic reality” of the intern-employer relationship to determine which party is the “primary beneficiary” of the relationship. Courts have identified the following seven factors as part of the test:

1. The extent to which the intern and the employer clearly understand that there is no expectation of compensation. Any promise of compensation, express or implied, suggests that the intern is an employee—and vice versa.
2. The extent to which the internship provides training that would be similar to that which would be given in an educational environment, including the clinical and other hands-on training provided by educational institutions.
3. The extent to which the internship is tied to the intern’s formal education program by integrated coursework or the receipt of academic credit.
4. The extent to which the internship accommodates the intern’s academic commitments by corresponding to the academic calendar.
5. The extent to which the internship’s duration is limited to the period in which the internship provides the intern with beneficial learning.
6. The extent to which the intern’s work complements, rather than displaces the work of paid employees while providing significant educational benefits to the intern.
7. The extent to which the intern and the employer understand that the internship is conducted without entitlement to a paid job at the conclusion of the internship.

Courts have described the “primary beneficiary test” as a flexible test, and no single factor is determinative. Accordingly, whether an intern or student is an employee under the FLSA necessarily depends on the unique circumstances of each case.

If analysis of these circumstances reveals that an intern or student is actually an employee, then he or she is entitled to both minimum wage and overtime pay under the FLSA. On the other hand, if the analysis confirms that the intern or student is not an employee, then he or she is not entitled to either minimum wage or overtime pay under the FLSA.

Formatted: Top: (No border), Bottom: (No border),
Left: (No border), Right: (No border)

Footnotes

1 – The FLSA exempts certain people who volunteer to perform services for a state or local government agency or who volunteer for humanitarian purposes for non-profit food banks. WHD also recognizes an exception for individuals who volunteer their time, freely and without anticipation of compensation, for religious, charitable, civic, or humanitarian purposes to non-profit organizations. Unpaid internships for public sector and non-profit charitable organizations where the intern volunteers without expectation of compensation, are generally permissible.

2 – *E.g., Benjamin v. B & H Educ., Inc.*, --- F.3d ---, 2017 WL 6460087, at *4-5 (9th Cir. Dec. 19, 2017); *Glatt v. Fox Searchlight Pictures, Inc.*, 811 F.3d 528, 536-37 (2d Cir. 2016); *Schumann v. Collier Anesthesia, P.A.*, 803 F.3d 1199, 1211-12 (11th Cir. 2015); see also *Walling v. Portland Terminal Co.*, 330 U.S. 148, 152-53 (1947); *Solis v. Laurelbrook Sanitarium & Sch., Inc.*, F.3d 518, 529 (6th Cir. 2011).

Where to Obtain Additional Information

For additional information, visit our Wage and Hour Division Website: <http://www.dol.gov/agencies/whd> and/or call our toll-free information and helpline, available 8 a.m. to 5 p.m. in your time zone, 1-866-4USWAGE (1-866-487-9243).



This publication is for general information and is not to be considered in the same light as official statements of position contained in the regulations.

The contents of this document do not have the force and effect of law and are not meant to bind the public in any way. This document is intended only to provide clarity to the public regarding existing requirements under the law or agency policies.

CAREER AND TECHNICAL EDUCATION

Commented [A7]: Replace this section page with the 2024-2025 section page (below).

High-Quality Work-Based Learning Guide 2023-20242024-2025



Entrepreneurship

CAREER AND TECHNICAL EDUCATION

**High-Quality Work-Based Learning Guide
2024-2025**

Entrepreneurship



VIRGINIA DEPARTMENT OF EDUCATION OFFICE OF CAREER, TECHNICAL, AND ADULT EDUCATION

Entrepreneurship

Entrepreneurship allows students to explore entrepreneurial concepts from idea [to](#) inception, business planning, enterprising, and growing a business. During an entrepreneurship CTE HQWBL experience, the student plans, implements, operates, and assumes financial risks in a business that produces goods or delivers services. The entrepreneurship student owns the business assets and keeps financial records to determine return on investments. An entrepreneurship experience provides students the opportunity to develop the skills necessary to become established in their own business or to gain employment.

An integral part of the experience includes the submission of a business plan by the student. The inclusion of a business mentor is highly recommended to help guide the student through the planning and implementation process.

Entrepreneurship [a](#)At a Glance

Suggested Grade Levels	11-12
Graduation Requirement	Yes
CCCRI	Yes
Duration and Additional Credit	Students should work a minimum of 280 hours for the school year to earn a one credit in addition to the course credit toward graduation. Entrepreneurships of shorter duration do not earn an additional credit outside of that already earned for the related CTE course. For a quality entrepreneurship experience, the VDOE suggests the entrepreneur work a minimum of 100 hours.
Pay	Entrepreneurship experiences may be paid or unpaid. If paid, the payment must be the state or federal minimum wage (whichever is higher) and based on a progressive wage schedule. Paid experiences must be conducted in compliance with federal and state labor laws. (See Wage and Hour Division, Employment Standards Administration, U.S. Department of Labor ; Employment Standards Administration, Wage and Hour Division , and the Virginia Department of Labor and Industry (VDOL), Labor and Employment Law .)

	VDOLI .)
Additional Credit	<p>Students may earn one additional credit toward graduation for an entrepreneurship experience of at least a 280-hour duration.</p> <p>If a student does not complete 280 hours, the student will not earn an additional credit. For a quality entrepreneurship experience, the VDOE suggests the entrepreneur work a minimum of 100 hours.</p>
Related Classroom Instruction	Yes
CTE WBL Coordinator/Teacher/Point of Contact/Designee Qualifications	The CTE WBL designee/coordinator/teacher/point of contact need not be certified in the career field but should have knowledge of career pathways to effectively implement the entrepreneurship experience.
Student Eligibility	<p>Students who operate their own businesses must comply with all local, state, and federal regulations, including acquiring all necessary licenses and permits, if applicable.</p> <p>While there are no specific prerequisites to an entrepreneurship experience, students who have already participated in some career awareness and exploration activities with a genuine interest in owning their own business would benefit most from entrepreneurship. As with other CTE HQWBL activities, the content and expectations should reflect each student's need for additional information about specific careers.</p>
Forms (See Appropriate Appendix)	<ul style="list-style-type: none"> • Entrepreneurship Business Plan Template (Appendix D/Appendix B) • CTE High-Quality Work-Based Learning Training Agreement (required; Appendix A) • CTE High-Quality Work-Based Learning Training Plan (required; Appendix A) • CTE High-Quality Work-Based Learning Student Reflection (Appendix A) • CTE High-Quality Work-Based Learning Employer/Mentor Evaluation (Appendix A)

Establishing an Entrepreneurship Experience

Unlike other CTE HQWBL experiences, the entrepreneurship experience is student-driven and managed. The CTE WBL ~~design~~~~ee~~~~ordinator~~~~/teacher~~~~/point-of-contact~~ acts as a consultant for the purposes of guidance and accountability as related to CTE HQWBL. Effective CTE HQWBL experiences provide time for reflection and planning of next steps, so that students may think critically about the experiences. Additionally, consider celebrating student involvement in entrepreneurship through certificates, assemblies, or media coverage.

Roles and Timeline for Entrepreneurship Implementation

Before the Entrepreneurship Experience

CTE WBL Coordinator/Teacher/ <u>Point of Contact</u> <u>Designee</u>	Student
<ul style="list-style-type: none"> ● Review career assessment results. ● Identify interested and qualified students. ● Orient student to expectations including safety requirements (e.g., PPE). ● Finalize each student’s entrepreneurship training agreement with appropriate parties. 	<ul style="list-style-type: none"> ● Submit required forms.

During the Entrepreneurship Experience

CTE WBL Coordinator/Teacher/ <u>Point of Contact</u> <u>Designee</u>	Student
<ul style="list-style-type: none"> ● Provide supervision to the student as needed. ● Approve student hours and progress. ● Evaluate student progress. ● Conduct progress conferences. ● Support students in working toward related learning objectives, structuring learning activities to complement the entrepreneurship experience. ● Maintain ongoing communication with students and any other entrepreneurship stakeholders. 	<ul style="list-style-type: none"> ● Provide updates to CTE WBL designee<u>designee</u>coordinator/teacher/point of contact. ● Exercise workplace readiness skills. ● Maintain ongoing communication with others involved with the entrepreneurship experience. ● Comply with applicable local, state, and federal laws. ● Reflect on the connection between what is learned at school and at the entrepreneurship business. ● Document CTE HQWBL hours.

After the Entrepreneurship Experience

CTE WBL Coordinator/Teacher/ <u>Point of Contact</u> <u>Designee</u>	Student
<ul style="list-style-type: none"> ● Evaluate student performance. ● Collect documentation. ● Submit reports, as required. 	<ul style="list-style-type: none"> ● Complete feedback and reflection assignments.

CAREER AND TECHNICAL EDUCATION

Commented [A8]: Replace this section page with the 2024-2025 section page (below).

High-Quality Work-Based Learning Guide ~~2023-2024~~2024-2025



● Cooperative
Education

CAREER AND TECHNICAL EDUCATION

**High-Quality Work-Based Learning Guide
2024-2025**

**Cooperative
Education**



VIRGINIA DEPARTMENT OF EDUCATION OFFICE OF CAREER, TECHNICAL, AND ADULT EDUCATION

Cooperative Education

Cooperative Education (Co-op) is a CTE HQWBL paid experience that connects CTE classroom instruction and practical work experience. The work experience should relate directly to the student’s individual interests, abilities, and goals as well as the CTE course in which the student is enrolled. Co-op combines a rigorous and relevant curriculum with an occupational specialty. Students participating in co-op are guided by a formal, written training plan that defines specific academic and workplace skills to be mastered.

Cooperative Education (Co-op) ~~at~~ a Glance

Suggested Grade Levels	11-12
Graduation Requirement	Yes
CCCRI	Yes
Duration and Additional Credit	Students should complete a minimum of 280 hours for the school year. Students may earn aone credit in addition to the course credit toward graduation for co-op experiences of at least a 280-hour duration and by working continuously throughout the school year
Pay	Yes, payment must be at least the state or federal minimum wage (whichever is higher) and based on a progressive wage schedule. Paid experiences must be conducted in compliance with federal and state labor laws. (See Wage and Hour Division, Employment Standards Administration, U.S. Department of Labor, Employment Standards Administration, Wage and Hour Division Wage and Hour Division, Employment Standards Administration, U.S. Department of Labor (https://www.dol.gov/agencies/whd) , and the Virginia Department of Labor and Industry (VDOLI), Labor and Employment Law Labor and Employment Law, VDOLI (https://www.doli.virginia.gov/), VDOLI .)

Field Code Changed

Additional Credit	Students may earn one additional credit toward graduation for co-op experiences of at least a 280-hour duration and by working continuously throughout the school year.
Related Classroom Instruction	Yes
Regulations Regulations (cont.)	<p>Co-op experiences must be conducted in compliance with federal and state labor laws. (See Wage and Hour Division, Employment Standards Administration, U.S. Department of Labor and Labor and Employment Law, VDOLI, U.S. Department of Labor, Employment Standards Administration, Wage and Hour Division, and the Virginia Department of Labor and Industry (VDOLI), Labor and Employment Law.)</p> <p>In addition, the following sections of the Virginia Administrative Code provide important information:</p> <ul style="list-style-type: none"> ● 8VAC20-120-20 Definitions ● 8VAC20-120-140 Cooperative Education ● 8VAC20-120-150, 4a-b Maximum Class Size
CTE WBL Coordinator/Teacher/ Point of Contact Designee Qualifications	<p>The CTE WBL designee/coordinator/teacher/point of contact must have:</p> <ul style="list-style-type: none"> ● a collegiate professional or technical/professional license in the program area (<i>Note: Co-op experiences in occupations related to certain CTE program areas may have specific regulatory requirements. Please contact the appropriate CTE program area specialist; https://www.va-doeapp.com/StaffByDivisions.aspx?w=true, for details.</i>) ● experience in the occupation; ● a record of successful teaching in the appropriate discipline, and ● knowledge of planning, implementing, and evaluating career-preparation for CTE HQWBL methods of instruction.
Student Eligibility	The student must:

	<ul style="list-style-type: none"> ● be enrolled or planning to enroll in a CTE course during the current school year. ● have a career objective in a career field related to the CTE course. ● have a satisfactory scholastic record. ● possess acceptable workplace readiness skills. ● have a satisfactory attendance record, and ● be at least 16 years old, unless an employment certificate is secured.
Forms (See Appendix A)	<ul style="list-style-type: none"> ● CTE High-Quality Work-Based Learning Employer Participation Form ● CTE High-Quality Work-Based Learning Workplace Evaluation Checklist (required) ● CTE High-Quality Work-Based Learning Training Agreement (required) ● CTE High-Quality Work-Based Learning Training Plan (required) ● CTE High-Quality Work-Based Learning Student Reflection ● CTE High-Quality Work-Based Learning Employer/Mentor Evaluation

How to Implement a Co-op ~~Education~~ Experience

At the school division level, a general advisory committee composed of business/industry representatives, local workforce development leaders, and labor representatives are stakeholders in any successful co-op experience. School division and CTE leaders must cultivate community relationships to build such an advisory committee.

Selection of the CTE WBL ~~design coordinator/teacher/point of contact~~ is critical. The individual selected must be well qualified to assume the job and must clearly understand the roles and responsibilities. He or she must be able to work collaboratively, motivate others, and develop training relationships with business and industry representatives. The CTE WBL ~~design coordinator/teacher/point of contact~~ should:

- ~~develop~~ **Develop** instructional materials, make community contacts, and visit students in the workplace.
- ~~collaborate~~ **Collaborate** with school counselors to ensure a clear understanding of CTE offerings based on career clusters and pathways.
- ~~understand~~ **Understand** state and federal (e.g., **Occupational Safety and Health Administration** [OSHA]) regulations.

- ~~develop~~ Develop a variety of CTE HQWBL experiences for prospective students
- ~~be~~ Be provided with sufficient time during the school day for experience planning. (Instructional time for the CTE ~~_~~WBL ~~designee~~ coordinator/teacher/point of contact within a 4x4 block schedule must be equated to the teaching load set forth in the *Regulations Establishing Standards for Accrediting Public Schools in Virginia*. (8VAC-20-131). <https://law.lis.virginia.gov/admincode/title8/agency20/chapter131/>. Assignments should not interfere with the released period ~~([s])~~ for coordination. See [8VAC-20-120-150, 4b](https://law.lis.virginia.gov/admincode/title8/agency20/chapter120/section150/); <https://law.lis.virginia.gov/admincode/title8/agency20/chapter120/section150/>.)

The CTE WBL ~~designee~~ coordinator/teacher/point of contact should have a goal of one coordination visit to the workplace per month, with a minimum of one visit per grading period. The visits should include conferences involving the student, the CTE WBL ~~designee~~ coordinator/teacher/point of contact, and employer to discuss the training plan and evaluate student performance and progress.

Co-op Responsibilities

The CTE WBL ~~designee~~ coordinator/teacher/point of contact has responsibilities in the following areas:

Classroom Instruction

- Organizing the classroom or lab for instruction
- Explaining course goals and purposes to students
- Using CTE course competencies and frameworks as a basis for planning instruction
- Planning relevant instructional strategies for individual training needs
- Evaluating classroom instruction and workplace training for ways to make them relate
- Selecting or developing appropriate materials for related instruction
- Providing the opportunity for students to participate in an appropriate CTSO
- Creating a library of technical information

Counseling

- Collaborating with school counselors to ensure a clear understanding of CTE offerings based on career clusters and pathways
- Understanding state and federal regulations
- Developing a variety of experiences for prospective students
- Assisting students in making course selections related to career goals
- Assisting students in determining appropriate CTE HQWBL placement

- Counseling students regarding job placement and interview techniques
- Holding regular conferences concerning student progress in classes and in the workplace
- Arranging for student placement adjustments
- Administering career assessments

Coordination

- Visiting employers to select appropriate job placement
- Providing orientation for new employers
- Preparing training agreements
- Customizing training plans for each job placement
- Observing students in the workplace
- Conferring with employers concerning student performance and progress
- Complying with local, state, and federal laws relating to CTE, employment of minors, and safety
- Conducting conferences with students, employers, and parents/guardians
- Resolving problems that arise between students and employers
- Ensuring that employers provide consistent, effective guidance and supervision in accordance with step-by-step training plans
- Placing students in experiences directly related to a career pathway of interest
- Completing the training agreement and training plan with the student and the employer
- Documenting coordination visits and conferences
- Maintaining coordination records and student files
- Considering the hazards to which students are exposed and following all relevant laws and regulations for the protection of students

Co-op Class Size and Facilities Requirements

CTE courses using co-op shall be limited to an average of 20 students per teacher per class period (with no class being more than 24 students) where the co-op method is required (see 8VAC20-120-150, 4b; <https://law.lis.virginia.gov/admincode/title8/agency20/chapter120/section150/>). For courses in which the co-op method is optional, class size shall not exceed the number of individual workstations or an average of 20 students per teacher per class period (with no class being more than 24 students) if all students participate in co-op. Schools should allocate sufficient and appropriate classroom and office space, equipment, and materials for teaching the occupational skills required for the co-op experiences.

Coordination Time and Travel for Co-op CTE HQWBL Experiences

Adequate coordination time must be provided for CTE WBL ~~designee/coordinator/teacher/point of contact~~ to recruit and secure participating employers; supervise the workplace-experience component; and plan, organize, and complete all CTE HQWBL activities. It is recommended that coordination time be allotted during the last period(s) of the day.

Career and technical education programs offering classes that require the co-op method of instruction shall have a class period assigned to the instructor for the on-the-job coordination for each 20 students participating in the on-job training (8VAC20-120-150, 4b). ~~job-~~The coordination period for the CTE WBL ~~designee/coordinator/teacher/point of contact~~ is based on a traditional, single-period class period where the CTE WBL ~~designee/coordinator/teacher/point of contact~~ is granted 45 minutes per day for each 1 to 20 students participating in CTE HQWBL (45 minutes = 225 minutes per week per 1 to 20 students). For example, when a school operates on a block schedule, the CTE WBL ~~designee/coordinator/teacher/point of contact~~ must have a minimum of 45 minutes for every 1 to 20 students per day. Alternate-day block schedules may allow for daily 45-minute coordination class periods per 1 to 20 students or alternate-day full 90-minute class periods per 1 to 20 students. Where more than one coordination period is required due to the number of students enrolled, the periods should be scheduled consecutively to allow for travel time to and from student workplaces. ~~(8VAC20-120-150, 4b; <https://law.lis.virginia.gov/admincode/title8/agency20/chapter120/section150/>).~~

Co-op supervision must be continuous throughout the school year even if the classroom instruction is a block class in a single semester. The students must be placed by the CTE WBL ~~designee/coordinator/teacher/point of contact~~ in jobs related to their career goals and must be supervised and visited at the workplace by the CTE WBL ~~designee/coordinator/teacher/point of contact~~ throughout the placement.

Extended Contracts for CTE HQWBL Experiences

It is desirable for the CTE WBL ~~designee/coordinator/teacher/point of contact~~ to be given extended contracts to enhance effective coordination of co-op ~~education~~ experiences. An extended contract provides for employment for a period (at least 20 additional days is desirable) beyond the regular contractual period.

Training Agreement

~~A training agreement shall be developed and followed for each student. It is a written statement of commitment to a CTE HQWBL experience made by the student, parent/guardian, CTE WBL ~~designee/coordinator/teacher/point of contact~~, school administrator, and employer. It is a required formal document that contains mutually agreed upon expectations for all parties involved that spells out each party's role, as well as other considerations, such as employment terms, schedule, duration of work, compensation, and termination. It is the most important tool providing protection to the CTE WBL ~~designee/coordinator/teacher/point of contact~~ and school officials against accusations of negligence and liability claims. It establishes a basis of understanding as~~

to what is expected from participating students and all parties involved. It is important that each student placed in a CTE HQWBL workplace has a completed training agreement on file.

If the CTE WBL designee coordinator/teacher/point of contact supervises co-op education students from other classes within a CTE program area, the students' classroom teacher(s) should also be involved in and sign the training agreement. All signatories should retain a copy of the agreement.

Obtaining the employer's signature provides an excellent opportunity for tea visit to the employer and to build relationships. The best practice is for the CTE WBL designee coordinator/teacher/point of contact to have these documents signed in his/her presence.

A sample training agreement CTE High Quality Work-Based Learning Training Agreement is provided in Appendix A. Any customized documentation may be modified as appropriate by each program area or school division but must include the VDOLI requirements (those items marked with asterisks and italics).

Training Plan

Co-op experiences follow training plans (see 8VAC20-120-140, 1, <https://law.lis.virginia.gov/admincode/title8/agency20/chapter120/section140/>). A training plan is a formal document identifying the classroom instruction and workplace training that will contribute to the employability and ongoing development of a student (see 8VAC20-120-20, <https://law.lis.virginia.gov/admincode/title8/agency20/chapter120/section20/>). The CTE WBL designee coordinator/teacher/point of contact, employer, and student must jointly prepare the training plan. The plan, which provides documentation for evaluation, should include development of the technical skills required by the occupation as well as enhancement of workplace readiness skills.

The training plan should contain items in three categories:

1. Workplace readiness skills
2. Specific duties and tasks performed on the job
3. Related classroom instruction (Including this component allows the student to apply core technical competencies learned in the classroom to the CTE HQWBL experience.) (By including this component, the student is applying competencies learned in the classroom to the CTE HQWBL experience.)

A sample training plan CTE High Quality Work-Based Learning Training Plan is provided in Appendix A. Forms may be customized as appropriate for each CTE HQWBL experience or by each program area or school division.

Co-op Student Placement Criteria

The co-op student placement should adhere to the following criteria:

1. The student is at least 16 years of age unless an employment certificate is secured.
2. The job placement is directly related to a course in a pathway ~~of~~ which the student is concurrently enrolled.
3. The student has a detailed training plan based on tasks that relate to classroom instruction.
4. The student has a training agreement that has been completed and signed by the student ~~trainee, employer, parent/guardian, school administrator, and~~ CTE WBL ~~designee~~ ~~coordinator/teacher/point of contact, employer, and school administrator.~~
5. The student receives compensation in compliance with state and federal labor laws.
6. The student has a mentor assigned by the employer and is evaluated, with the school providing any necessary remediation.

The CTE WBL ~~designee~~ ~~coordinator/teacher/point of contact~~ should meet regularly with ~~the~~ teachers who teach ~~es the~~ courses related to the student's job placement to discuss and gather input regarding:

- workplaces
- student placements
- training plan criteria that reinforce course standards
- student job-performance evaluations

Student Supervision

Adherence to the guidelines regarding student supervision outlined below ensures the integrity of the co-op experience:

- Students must be currently enrolled in state-approved courses within CTE program areas.
- CTE WBL ~~designee~~ ~~coordinator/teacher/point of contact~~ must meet with the students' CTE classroom teachers before each workplace visit and, if there is a need, after each visit.
- Meetings between CTE WBL ~~designee~~ ~~coordinator/teacher/point of contact~~ and the students' CTE classroom teachers must be documented ~~on~~ ~~in~~ the training plans.
- CTE classroom teachers' involvement in the development of the training agreements and training plans must be certified by signatures on both documents.
- Training agreement and training plan forms must be modified to account for the meetings with and involvement of other program classroom teachers, if applicable.

Co-op Class Size and Facilities Requirements

~~Career and technical education~~ CTE courses using co-op shall be limited to an average of 20 students per teacher per class period (with no class being more than 24 students) where the co-op

method is required (see 8VAC20-120-150, 4b, <https://law.lis.virginia.gov/admincode/title8/agency20/chapter120/section150/>). For courses in which the co-op method is optional, class size shall not exceed the number of individual workstations or an average of 20 students per teacher per class period (with no class being more than 24 students) if all students participate in co-op education. Schools should allocate sufficient and appropriate classroom and office space, equipment, and materials for teaching the occupational skills required for the co-op experiences.

Required Co-op Hours

Credit for co-op experiences during a 36-week school year should be based upon the student's successful completion of the course and continuous, satisfactory employment throughout the school year. Students should achieve a minimum of 280 hours for the school year. Many students will exceed 280 hours.

Student Schedules

Co-op experiences must be continuous throughout the school year even if the classroom instruction is a class in a single semester. ~~The students~~ ~~Stuents~~ ~~Students~~ must be placed by the CTE WBL ~~designee~~ ~~coordinator/teacher/point of contact~~ in jobs related to their career goals and must be supervised and visited at the workplace by the CTE WBL ~~designee~~ ~~coordinator/teacher/point of contact~~ throughout the year. ~~Students must adhere to the regulations and guidelines.~~

Training Agreement

A training agreement shall be developed and followed for each student. It is a written statement of commitment to a CTE HQWBL experience made by the student, parent/guardian, CTE WBL designee, school administrator, and employer, and school administrator. It is a required formal document that contains mutually agreed-upon expectations for all parties involved that spells out each party's role, as well as other considerations, such as employment terms, schedule, duration of work, compensation, and termination. It is the most important tool providing protection to the CTE WBL designee and school officials against accusations of negligence and liability claims. It establishes a basis of understanding as to what is expected from participating students and all parties involved. It is important that each student placed in a CTE HQWBL workplace has a completed training agreement on file.

If the CTE WBL designee supervises co-op students from other classes within a CTE program area, the students' classroom teacher(s) should also be involved in and sign the training agreement. All signatories should retain a copy of the agreement.

Obtaining the employer's signature provides an excellent opportunity to visit the employer and to build a relationships. The best practice is for the CTE WBL designee to have these documents signed in his/her presence.

A sample CTE High-Quality Work-Based Learning Training Agreement is provided in Appendix A. Any customized documentation may be modified as appropriate by each program area or school division but must include the VDOLI requirements (those items marked with asterisks and italics).

Training Plan

Co-op experiences follow training plans (see 8VAC20-120-140, 1; <https://law.lis.virginia.gov/admincode/title8/agency20/chapter120/section140/>). A training plan is a formal document identifying the classroom instruction and workplace training that will contribute to the employability and ongoing development of a student (see 8VAC20-120-20; <https://law.lis.virginia.gov/admincode/title8/agency20/chapter120/section20/>). The CTE WBL designee, employer, and student must jointly prepare the training plan. The plan, which provides documentation for evaluation, should include development of the technical skills required by the occupation as well as enhancement of workplace readiness skills.

The training plan should contain items in three categories:

1. Workplace readiness skills
2. Specific duties and tasks performed on the job
3. Related classroom instruction (Including this component allows the student to apply core technical competencies learned in the classroom to the CTE HQWBL experience.)

A sample CTE High-Quality Work-Based Learning Training Plan is provided in Appendix A. Forms may be customized as appropriate for each CTE HQWBL experience or by each program area or school division.

School Records

Participating schools must maintain the following records for each co-op student:

- Training agreement
- Training plan
- Student competency record
- Local wage and hour information
- Documentation of all out-of-school coordination activities, including dates of workplace visits.

The retention and disposition schedule for co-op records is as follows:

- Enrollment — retain one year, then destroy
- Evaluation — retain three years, then destroy

- ~~Experience — review annually; destroy records that have no administrative value~~
- ~~Work experience forms (including training agreements, training plans, student competency records, local wage and hour information, and documentation of workplace visits) — retain five years after the student graduates, then destroy~~
- ~~Record of employment — retain five years after the completion of the experience, then destroy~~
- ~~Employment evaluations — retain five years from the year in which the evaluation is completed, then destroy~~

Roles and Timeline for Cooperative Education

Before the Co-Op Experience

CTE WBL Coordinator/ Teacher/Point of Contact Designee	Student	Employer
<ul style="list-style-type: none"> ● Review career assessment results. ● Identify interested and qualified students. ● Assist students in identifying career interests. ● Cultivate community partnerships to help secure contacts for students. ● Use the workplace evaluation checklist to screen potential employers. ● Counsel students regarding job-placement and interview techniques. ● Orient students to expectations, including safety requirements (e.g., PPE). ● Confirm logistics, including transportation for students, parent/guardian permission, and emergency contact information. ● Encourage students to share information regarding supports and accommodations needed to be successful in the workplace so that the employer may be aware of student needs (e.g., health issues, dietary restrictions). ● Finalize each student training agreement and training plan with the appropriate parties. 	<ul style="list-style-type: none"> ● Research the industry and workplace prior to the experience. ● Identify job opportunities of interest. ● Submit required forms. ● Develop a résumé. ● Complete an application and participate in an interview. ● Conduct an interview follow-up (e.g., send a thank-you note, make a follow-up phone call to check the status of the application). ● Upon acceptance of a job offer, complete the required federal and state tax forms. ● Participate in orientation activities required by the employer. 	<ul style="list-style-type: none"> ● Communicate expectations and confirm logistics with the CTE WBL designeecoordinator/teacher/point of contact. ● Create a job description. ● Interview and select the student worker. ● Work with the CTE WBL designeecoordinator/teacher/point of contact and student on the training plan, citing specific goals and benchmarks. ● Interview and select students. ● Orient students to the workplace and position.

During the Cooperative Education Co-op Experience

CTE WBL Coordinator/ Teacher/Point of Contact <u>Designee</u>	Student	Employer
<ul style="list-style-type: none"> ● Approve wage and hour<u>Approve student hours.</u> records. ● Evaluate student progress. ● Observe students in workplaces. ● Conduct progress conferences. ● Comply with applicable local, state, and federal laws. ● Maintain communication with employers. 	<ul style="list-style-type: none"> ● Provide updates to the CTE WBL designee<u>ordinator/teacher</u> /point of contact. ● Participate in progress conferences. ● Maintain expected hours of work and school attendance. ● Reflect on the connection between what is learned <u>at in</u> school and at<u>in</u> the workplace. ● Comply with all workplace rules and exercise workplace readiness skills. ● Record observations of career and workplace. ● Document wages and CTE HQWBL hours. 	<ul style="list-style-type: none"> ● Participate in progress conferences. ● Supervise and assist students in working toward learning objectives. ● Document and assess student job performance. ● Coordinate and communicate with the CTE WBL designee<u>ordinator/</u> teacher/point of contact. ● Comply with applicable local, state, and federal laws.

After the Cooperative Education Co-op Experience

CTE WBL Coordinator/ Teacher/Point of Contact <u>Designee</u>	Student	Employer
<ul style="list-style-type: none"> ● Evaluate student performance. ● Collect documentation. ● Submit reports as required. 	<ul style="list-style-type: none"> ● Complete feedback and reflection assignments. ● Update résumé based on new skills and experiences gained. 	<ul style="list-style-type: none"> ● Complete feedback and evaluation form.

CAREER AND TECHNICAL EDUCATION

Commented [A9]: Replace this section page with the 2024-2025 section page (below).

High-Quality Work-Based Learning Guide 2023-2024 2024-2025



Supervised
Agricultural
Experience

CAREER AND TECHNICAL EDUCATION

**High-Quality Work-Based Learning Guide
2024-2025**

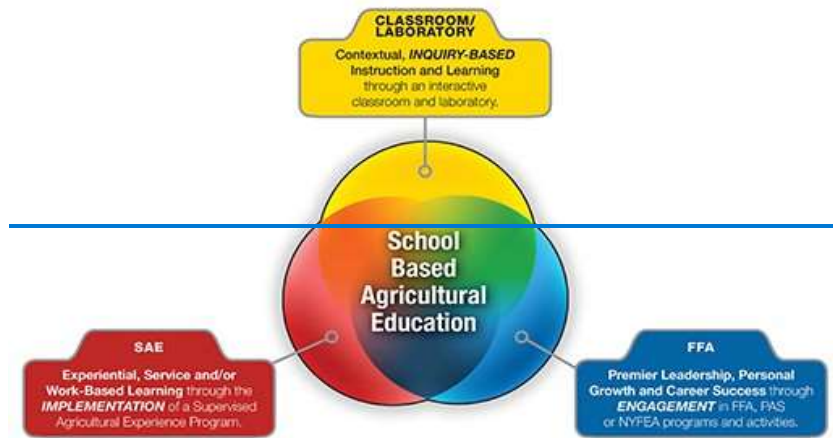


**Supervised
Agricultural
Experience**

VIRGINIA DEPARTMENT OF EDUCATION OFFICE OF CAREER, TECHNICAL, AND ADULT EDUCATION

Supervised Agricultural Experience

The Foundational [Supervised Agricultural Experience \(SAE\)](#) is required and a graded component of every agricultural education course. The [National FFA Organization's Federal Charter Amendments Act](#) provides the framework for the three-component model used in all agricultural education programs: classroom and [laboratory](#) instruction, the SAE program, and student leadership through the FFA.



SAE At a Glance

	Foundational SAE	Immersion SAE
Definition	The Foundational SAE is conducted by all students enrolled in an agricultural education program.	Immersion SAEs allow students to build upon their Foundational SAE activities by gaining real-world, hands-on experience within their chosen career path. Students will enhance their agriculture industry knowledge, gain financial independence, learn management skills, and determine whether their career choice aligns with their interests and abilities, while supporting their agricultural education coursework.

	<u>Foundational SAE</u>	<u>Immersion SAE</u>
Suggested Grade Level	6-12	9-12 <i>Students in 8th grade may participate in an Immersion SAE if they have completed all the components of the Foundational SAE.</i>
Graduation Requirement	<u>No</u>	Yes
CCCRI	<u>No</u>	Yes
Duration	Aligned with course duration	May take place outside of normal instruction hours
Pay	None	May be paid
Additional Credit	None (within course credit)	Students may earn one (+) additional credit toward graduation for Immersion SAEs of at least a 280-hour duration for the school year. Students may earn one (+) additional credit for every school year in which they participate in one or more Immersion SAEs to complete the 280-hour requirement, provided the training plan documents advancement in knowledge and skills.
Student Eligibility	All students enrolled in an <u>Agriculture, Food, and Natural Resources (AFNR)</u> course	Any student enrolled in an AFNR course; must have completed the requirements for the Foundational SAE
Additional Information	Components <ul style="list-style-type: none"> • Career Exploration and Planning • Employability Skills for College and Career Readiness 	There are five <u>types of</u> Immersion SAE types that build upon the Foundational SAE component in a real-world application: <ul style="list-style-type: none"> • Placement/Internship

	<u>Foundational SAE</u>	<u>Immersion SAE</u>
	<ul style="list-style-type: none"> ● Personal Financial Management and Planning ● Workplace Safety ● Agricultural Literacy 	<ul style="list-style-type: none"> ● Ownership/ Entrepreneurship ● Research <ul style="list-style-type: none"> ○ Experimental ○ Analysis ○ Invention ● <u>School-Based Enterprise SBE</u> ● Service Learning

Workplace Safety

All SAE programs are required to follow national and state youth labor laws. Students are required to obtain all safety and/or OSHA certifications to perform the necessary job functions included within the SAE. The SAE training plan should meet all U.S. Department of Labor guidelines for student learner exemptions from Hazardous Occupations in Agriculture; see Child Labor Bulletin [101](#) and [102](#). The Fair Labor Standards Act (FLSA) of 1938 includes protections for youth 14 to 17 years old who enter the workforce. The Child Labor Bulletin 101 contains information on who is covered by the FLSA youth provisions and who is exempt, minimum age and wage standards, and the hazardous occupations in which youth under 18 cannot be employed. The Bulletin gives youth, parents/guardians, CTE WBL designee and employers all the information they need to comply with this law.

Resources

Safety in Agriculture for Youth (SAY) is a comprehensive resource for risk assessments, SAE safety checklists, student safety certifications, and instructional resources related to safety. SAY is a sustainable and accessible national clearinghouse for agricultural safety and health curriculum for youth, funded by the U.S. Department of Agriculture and the National Institute of Food and Agriculture.

- Child Labor Requirements in Agricultural Occupations Under the Fair Labor Standards Act (FLSA) HO Bulletin 102, Wage and Hour Division, U.S. Department of Labor: <https://www.dol.gov/whd/regs/compliance/childlabor102.pdf>
- Index to State Child Labor Laws, Wage and Hour Division, U.S. Department of Labor: <https://www.youthrules.gov/law-library/state-laws/index.htm>
- State Wage and Hour Youth Labor Laws, Wage and Hour Division, U.S. Department of Labor: <https://www.dol.gov/whd/state/agriemp2.htm#prohibited>
- Safety in Agriculture for Youth (SAY) Curriculum Clearinghouse, Penn State Extension: <https://extension.psu.edu/business-and-operations/farm-safety/say-project>

- SAE Injury Risk Assessment, (SAY, [Agricultural Safety and Health eXtension Community of Practice](https://ag-safety.extension.org/injury-risk-assessment-for-supervised-agricultural-experiences/)): <https://ag-safety.extension.org/injury-risk-assessment-for-supervised-agricultural-experiences/>
- [Gearing Up for Safety – Production Agriculture Safety Training for Youth, Purdue University](https://www.asec.purdue.edu/tractor/index.html): <https://www.asec.purdue.edu/tractor/index.html>
- Tractor & Machinery Safety Training, [Penn State Extension](https://extension.psu.edu/national-safe-tractor-and-machinery-operation-program): <https://extension.psu.edu/national-safe-tractor-and-machinery-operation-program>
- Student Self-Awareness of SAE Checklist, [Agricultural Safety and Health eXtension Community of Practice](https://ag-safety.extension.org/wp-content/uploads/2019/05/Student-Self-Evaluation.pdf): <https://ag-safety.extension.org/wp-content/uploads/2019/05/Student-Self-Evaluation.pdf>
- Safety Assessment of Student’s SAE, [Agricultural Safety and Health eXtension Community of Practice](https://ag-safety.extension.org/injury-risk-assessment-for-supervised-agricultural-experiences/): <https://ag-safety.extension.org/injury-risk-assessment-for-supervised-agricultural-experiences/>
- OSHA 10 Agriculture Certification – Career Safe: <https://www.careersafeonline.com/courses/agriculture-industry>
- Cultivate Safety: <https://www.cultivatesafety.org/>
- Ag Youth Work Guidelines, [Cultivate Safety](https://www.cultivatesafety.org/safety-guidelines-search/?category=familyyouth): <https://www.cultivatesafety.org/safety-guidelines-search/?category=familyyouth>
- Ag Health Safety Alliance: <http://www.aghealthandsafety.com/>

Foundational SAE

Students must begin the Foundational SAE in their first semester of enrollment in an AFNR course, regardless of year level or how many AFNR courses they plan to take in the future. The Foundational SAE is a prerequisite to an Immersion SAE.

The Foundational SAE is designed to be easily graded. It will include individualized, graded activities that may be inserted into coursework, such as a research paper or a capstone project. It is intended to be project-based, with students selecting or proposing their own activities that lead to learning outcomes for each component. The five required components of the Foundational SAE are:

- **Career Exploration and Planning:** Students will research and explore career opportunities within the [Agriculture, Food, and Natural Resources \(AFNR\)](#) industry. They will complete interest inventories and identify a career goal. Ultimately, students will be able to describe AFNR career opportunities and the paths to achieving them. The Sample Career Plan Template in the Appendix of the [SAE for All Teacher's Guide](#) can assist with this component.
- **Employability Skills for College and Career Readiness:** Students will develop the skills needed to succeed in both college and their career, including responsibility, communication, innovation, critical thinking, and collaboration.
- **Personal Financial Management and Planning:** Creating a personal financial management plan is the focus of this component. Students learn how personal financial practices like budgeting, saving, and appropriate use of credit lead to financial independence.
- **Workplace Safety:** Some of the courses within the AFNR career pathways contain tasks and competencies related to hazardous occupations, and therefore it is critical that all students have instruction to ensure a strong foundation in all aspects of safety related to the workplace environment. In this component, students will gain an understanding of the importance of health, safety, and environmental management systems in AFNR workplace environments.
- **Agricultural Literacy:** The goal of this component is to give students an understanding of the breadth of the agriculture industry. Students will research and analyze how issues, trends, technologies, and public policies affect AFNR systems. They will also evaluate the nature and role that agriculture plays in society, the environment, and the economy.

Selected learning outcomes from the AFNR Technical Standards and suggested activities are available in the [SAE for All Teacher's Guide](#), under [the Foundational SAE Learning Outcomes and Activities Appendix](#). Additionally, the Sample Instructional Plan includes an example of how to grade a Foundational SAE activity completion as a part of the broader instructional program.

Note: While the Foundational SAE is required for every student's SAE program, hours spent outside the context of an Immersion SAE may not contribute to the attainment of FFA awards or degrees.

Immersion SAE

An Immersion SAE contributes to the student's growth in one or more of the listed Foundational SAE components in an authentic, contextualized manner:

- **Career Exploration and Planning:** An Immersion SAE is designed to assist the student's transition from career exploration to career preparation. Alignment to career goals is critical when selecting an Immersion SAE.
- **Employment Skills for College and Career Readiness:** Immersion SAEs related to this component place students in authentic work settings where they receive coaching and feedback on critical employability and workplace readiness skills. All SAE plans should include an identified list of employability and workplace readiness skills to be developed and a method for evaluation by the employer, a peer, or a mentor.
- **Personal Financial Management and Planning:** SAEs related to this component may offer opportunities to earn, allowing students to apply personal financial management and planning skills acquired through their Foundational SAE.
- **Workplace Safety:** It is imperative for all agricultural education students to foster and implement a culture of safety. This can be accomplished by performing safety reviews at their work site, passing safety tests on tools, machinery, and equipment required for the agricultural education course they are enrolled in, pursuing and completing safety training needed for employment, and/or taking measures to address any safety concerns identified.
- **Agricultural Literacy:** Students move beyond agricultural literacy to developing knowledge, skills, and expertise within a specific AFNR pathway based on the type of Immersion SAE selected.

Required Hours

Credit for an Immersion SAE during a 36-week school year should be based on the student's successful completion of the course and continuous, satisfactory completion of the SAE, and/or employment placement throughout the school year, including summer months, under continuous supervision of the agricultural education teacher. To receive an additional credit toward graduation, the student should achieve a cumulative minimum of 280 hours for the school year for one or more Immersion SAEs. Although many students will exceed 280 hours, SAEs having fewer than 280 hours prior to the end of the school year (July 1–June 30) may be completed; however, in that case the student will not receive credit beyond the credit earned for the related CTE course.

Types of Immersion SAEs

1. [Placement or Internship SAE](#)

A placement or internship SAE puts the student in an employment setting where the student will have opportunities to gain experiences in their chosen field. It may be paid or unpaid. An internship SAE is an advanced form of the placement SAE.

Placement SAE

In a placement SAE, the student performs the tasks determined by the employer, which are necessary for the operation of the business. The employer, under the guidance of the agricultural education teacher, will evaluate the student. The placement SAE must provide opportunity for the development and advancement of knowledge, skills, and abilities aligned to the [AFNR Technical Standards and Career Ready Practices](#).

Documentation of the SAE's Quality Indicators may be maintained by the student using the [Agricultural Experience Tracker \(AET\)](#) or [Virginia SAE Record Book](#). The AET, SAE Record Book, and the [SAE for All](#) website contain the forms required for all Immersion SAEs, documenting the following:

- [Supervised Agricultural Experience \(SAE\) Agreement](#) and [Supervised Agricultural Experience \(SAE\) Training Plan](#)
- Hours worked
- Income received
- List of tasks performed in the placement
- Knowledge and skills attained
- Employer/supervisor evaluation

Students are encouraged to grow a placement SAE into an internship SAE in the future.

Internship SAE

An internship SAE entails greater involvement from the student, teacher, and employer in determining the activities the student performs in the job setting. The internship is directed not as much by the employer but by the SAE training plan, created for the maximum benefit of developing the student's knowledge and skills. The training plan also contains a list of [AFNR Technical Standards and Career Ready Practices](#), which the student will master as a part of the internship.

The student's performance evaluation is conducted by the employer and is based on measures identified in the training plan. The following are indicators of the quality of an internship SAE:

The student

- maintains SAE documentation in the [AET](#), or [Virginia SAE Record Book](#) including

- [Supervised Agricultural Experience \(SAE\) Agreement](#) and [Supervised Agricultural Experience \(SAE\) Training Plan for Internship Immersion SAEs](#)
- hours worked
- income received
- list of tasks performed
- knowledge and skills attained
- employer/supervisor evaluation
- completes elements from the placement SAE (See [Supervised Agricultural Experience SAE Agreement form for the Placement SAE](#))
- develops and implements a training plan centered on the educational and skill development of the student in collaboration with the teacher
- documents regular reflection on the internship
- presents a summary of the experience to a local committee organized by the agricultural education teacher-

2. [Ownership/Entrepreneurship SAE](#)

In the ownership/entrepreneurship SAE, the student will create, own, and operate a business that provides goods and/or services to the marketplace. An [Supervised Agricultural Experience SAE Business Plan](#) must be completed and approved for all ownership/entrepreneurship Immersion SAEs. Its intent is to define the scope of the business and clarify responsibilities and roles and to identify any safety issues to be addressed. This might work best for students who prefer to be their own boss. The student makes the operational and risk-management decisions related to how goods and/or services are provided. The operation must ensure the development of student skills and abilities aligned to the [AFNR Technical Standards and Career Ready Practices](#). Some facilities, input resources, and equipment necessary for the operation may be provided by outside individuals without expectation of compensation coming from the student or SAE.

Quality indicators for ownership/entrepreneurship SAE are as follows:

The student

- maintains SAE documentation in the [AET](#), or [Virginia SAE Record Book](#) including
 - [SAE Agreement Form for all Placement/Ownership Immersion SAEs](#) and [SAE Business Plan](#), which provides for the continued growth and expansion of the operation
 - hours worked
 - income earned

- list of tasks performed
- knowledge and skills attained
- employer/supervisor evaluation
- completes elements from the ownership/entrepreneurship SAE
 - provides the labor resources for operation of the SAE
 - maintains financial records which reflect all inputs and outputs of the production functions performed by the business
 - performs an analysis on the productivity and profitability of the enterprise at the completion of each production/business cycle
 - documents knowledge and skills gained through the experience
- develops and implements a business plan to include knowledge and skills related to the educational development of the student's career goals
- performs analysis on both production functions and profitability of the business, using standard acceptable business statements
- identifies feasibility of the features of the business (e.g., buying an animal for show at greater-than-market value, feeding a ration different than a normal market animal would receive, selling in an artificial market or premium sale) and analyzes the business using real-world scenarios
- identifies and accounts for all financial and non-financial resources utilized in the business in the accounting system
- creates an SAE business plan and updates it annually.

3. Research SAE

In a research SAE, students will determine a research question and work to acquire new knowledge and insights or support existing research. The topic must have applications in AFNR Technical Standards. Research may fall under one of three categories (see [Research SAE Independent Learning Guide](#)):

- **Experimental:** An experimental research SAE involves the application of the scientific method to control certain variables while manipulating others to observe the outcome. The student defines the hypothesis, develops the experiment and experimental design, conducts research, collects data, draws conclusions from the data, and recommends further research.
- **Analysis:** An analysis research SAE often begins with a question that asks why or how something occurs, followed by a period of data collection using qualitative and/or quantitative methods. The student then conducts an analysis of the data, facts, and other information to determine the answer to the question posed.
- **Invention:** An invention research SAE applies the engineering design process to create a new product or service. This type of research often begins with the

identification of a need. The student develops a product to meet the need through an iterative process of prototyping and testing.

Quality indicators for a research SAE include ~~the following:~~

~~that t~~The student

- maintains SAE documentation in the [AET](#) or [Virginia SAE Record Book](#)
- completes elements from the research SAE
 - follows scientific process and/or accepted best practices for conducting research to ensure reliability, validity, and replicability of research
 - conducts peer reviews with [the agriculture education](#) teacher and other professionals during multiple stages of the research cycle (e.g., proposal, report of findings, publication)
 - delivers a summary presentation to a local committee organized by the agricultural education teacher
- in collaboration with the teacher, develops and implements an [Supervised Agricultural Experience Research Plan](#)~~SAE Research Plan~~ -centered on the educational and skill development of the student.

4. ~~SBE SAE~~**School-Based Enterprise**~~School-Based Enterprise Supervised Agricultural Education~~**Education Supervised Agricultural Experience**

In an ~~school-based enterprise~~**SBE** SAE, students lead business enterprises that provide goods or services. These businesses are owned by the school or FFA chapter, are operated from the school campus, and use facilities, equipment, and other resources provided by the agricultural education program or the school. This type of SAE is a good fit for students who enjoy collaborating with others and who would benefit from the available resources.

~~The School-based enterprises~~**SBEs** are student-led. While the [agricultural education](#) teacher will be available to provide guidance, they are not the primary decision-maker in the school-based enterprise. With regular input from the board of directors, the student leadership team will facilitate the ongoing processes and growth of the business.

Quality indicators for a ~~the school-based enterprise~~**SBE** SAE include ~~the following:~~

~~The that the~~ student

- maintains SAE documentation in the [AET](#) or [Virginia SAE Record Book](#)
- creates and updates an [SAE business plan](#) annually
- operates the business under the oversight of a board of directors to whom the student management team provides reports throughout the business operation cycle

- collaborates with the [agricultural education](#) teacher, structures the business to provide for varying levels of student responsibility to allow for skill development and advancement in knowledge
- operates the business in a workplace environment ~~that incorporating~~ [incorporates](#) real-world workplace expectations.

5. **Service- Learning SAE**

In a ~~s~~Service-~~L~~earning SAE, individuals or small teams of students will plan, conduct, and evaluate a project that is designed to provide a service to the school, public entities, or the community. The project must benefit an organization, a group, or individuals other than the FFA chapter. The project requires pre-approval by a review committee, local stakeholders, and the ~~agriculture~~ [agricultural education](#) teacher. It must be of sufficient scope to enable development of student skills and abilities aligned to the [AFNR Technical Standards and Career Ready Practices](#). Service ~~L~~earning might be a good fit for students who have an interest in solving agricultural problems or addressing issues to improve conditions in the local community.

Quality indicators for a ~~s~~Service-~~L~~earning SAE include ~~the following:~~

~~The~~ ~~that~~ ~~the~~ student

- maintains SAE documentation in the [AET](#) or [Virginia SAE Record Book](#)
- creates and updates an [SAE Service- Learning Plan \(https://saeforall.org/wp-content/uploads/2019/06/SAE-Research-Plan.pdf\)](https://saeforall.org/wp-content/uploads/2019/06/SAE-Research-Plan.pdf)
- operates under the oversight of a local committee; provides reports to the committee throughout the ~~s~~Service-~~L~~earning experience
- engages in varying levels of responsibility to allow for skill development and advancement
- collaborates with the school, community, or beyond and to develop real-world experiences for the student(s) involved in the project
- provides a summary report of the impact of the project to the local school and community
- writes a reflection paper which describes their growth from the experience.

What is the difference between community service and service learning?

Service Learning	Community Service
<ul style="list-style-type: none"> • Students identify an interest and a community need. 	<ul style="list-style-type: none"> • The community need may already be established.

Service Learning	Community Service
<ul style="list-style-type: none"> ● Students develop and complete a service project addressing the community need. ● Students complete structured activities before, during, and after the experience. ● Students reflect and self-assess. 	<ul style="list-style-type: none"> ● Students participate in voluntary assignments and activities to serve organizations and/or individuals within the community. ● Community service may or may not align with school-based instruction.

The main difference is the level of commitment and difference of intention. Community service projects are usually short investments of time (i.e., one hour to one day) to an organization or cause that will benefit the community. Service learning involves being a part of the planning, preparation, and implementation of a service project that results in benefit to the community. Service learning requires a higher level of commitment and a sustained investment of time. It also starts with an intention of learning and an expectation of reflection and evaluation.

Implementing Establishing a Strong Supervised Agricultural Education Program

Instruction and Supervision

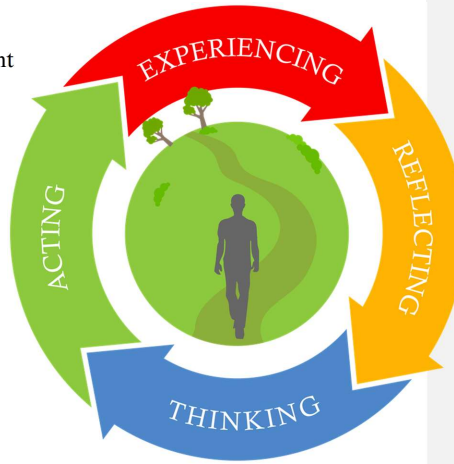
For SAEs to be relevant and provide valuable training to students, they must be embedded within the instructional components of an agricultural education program. For assistance with SAE development and implementation, review the Sample Instructional Plan in the Appendix of the [SAE for All Teacher’s Guide](#). The plan provides examples of how to build SAEs into the structure of a course as well as factoring SAEs into each student’s end-of-course grade.

Agricultural education teachers have the primary responsibility for providing the supervision needed to ensure student safety and knowledge and skill development and attainment throughout an SAE. However, supervision does not equate to an on-site visit by the [agricultural education e](#)teacher every time and in every instance. Supervision can occur in groups, using technology, social media, or other appropriate measures, permitting [agricultural education](#) teachers to be efficient with their time. The type of visit is dependent on the type of SAE. The key factor in this decision rests with where, when, and how the [agricultural education](#) teacher can best provide coaching and feedback to facilitate growth in the student’s learning and skill development.

For applicable Immersion SAEs, agricultural education teachers should have a goal of one coordination visit to the workplace per month, with a minimum of one visit per grading period. The visits should include conferences involving the student, agricultural education teacher, and employer to discuss the training plan and evaluate student performance and progress.

Agricultural education Teachers should use David Kolb's research-based Experiential Learning Model when engaging with students and employers. Kolb's model has shown that the most efficient way for students to transform their learning experiences into knowledge and meaning is to:

1. ~~reflect~~ Reflect on their experience and document any important observations
2. ~~think~~ Think about and try to conceptualize an idea or theory around what they experienced and what might happen if they did something different
3. ~~plan~~ Plan for what they should try next
4. ~~put~~ Put their plan into action with another concrete experience



Documentation

A key component of a quality SAE is documentation of skill and knowledge attainment; credentials or certifications earned; and evidence of planning, reflection, and career planning. Documentation may be accomplished with

- the Virginia SAE Record Book (<https://view.officeapps.live.com/op/view.aspx?sre=https%3A%2F%2Fwww.eteresource.org%2Fmedia%2Fpu2honjn%2Fvirginia-sae-record-book-2020.xlsx&wdOrigin=BROWSELINK>)
- the school/division's career and academic planning tool(s)
- career planning tools and templates on FFA.org (<https://www.ffa.org/>)
- an online tools like the such as the AET Tracker (<https://www.theaet.com/>) or ePortfolios with GoogleApps tool that provides evidence

Regardless of the system used to document a student's SAE, the data is considered evidence of student growth, program of study completion, and evaluation of college and career readiness. Consult administrators or school counselors about how SAE data could fit into the school division's accountability system.

Responsibilities

The agricultural education teacher has responsibilities in the following areas:

Classroom instruction

- Organizing the classroom or laboratory for instruction
- Explaining course goals and purposes to students

- Using CTE course frameworks and competencies as a basis for planning instruction
- Using relevant instructional strategies for individual training needs
- Evaluating classroom instruction and aligning workplace training
- Selecting or developing appropriate materials for related instruction
- Providing the opportunity for students to participate in FFA
- Creating a library of technical information

Counseling

- Collaborating with school counselors to ensure a clear understanding of CTE offerings based on career clusters and pathways
- Understanding state and federal regulations
- Developing a variety of experiences for prospective students
- Assisting students in making course selections related to career goals
- Assisting students in determining appropriate CTE HQWBL placement
- Counseling students regarding job placement and interview techniques
- Holding regular conferences concerning student progress in classes and in the workplace
- Arranging for student placement adjustments
- Administering career assessments

Coordination (for applicable Immersion SAEs)

- Visiting employers to select appropriate job placement
- Providing orientation for new employers
- Preparing training agreements
- Customizing training plans for each job placement
- Observing students at the workplace
- Conferring with employers concerning student performance and progress
- Complying with local, state, and federal laws relating to CTE, employment of minors, and safety
- Conducting conferences with students, employers, and parents/guardians
- Resolving problems that arise between students and employers
- Ensuring that employers provide consistent, effective guidance and supervision, in accordance with step-by-step training plans
- Placing students in experiences directly related to a career pathway of interest
- Completing the training agreement and training plan with the student and the employer
- Documenting coordination visits and conferences
- Maintaining coordination records and student files
- Considering the hazards to which students are exposed and following all relevant laws and regulations for the protection of students

For some student activities and enterprises, supervision may require additional [teacher-time for the agricultural education teacher](#) outside of the classroom and lab component of the program and could occur on a year-round basis. Supervisory time may be required beyond the normal teaching contract and to accommodate individualized, year-round instruction, the [agricultural education](#) teacher should be provided extended contract days to facilitate supervision during the summer months.

Attention to the agricultural education program's student-to-teacher ratio is critical when supervising large numbers of students. The Sample Supervision Plan in the Appendix of the [SAE for All Teacher's Guide](#) provides an example of how to meet the supervision needs of a large program.

In addition, [agricultural education](#) teachers should develop relationships with local employers and professionals to assist in providing regular coaching and feedback to students. For accountability, [agricultural education](#) teachers and students should document these supervision meetings.

Online and community resources

Agricultural education teachers do not need to be the expert on all things and can rely on support structures that are available online (e.g., [SAE for All](#), [SAE Ideas](#)), as well resources within the school and community that can be helpful for placement and service-learning opportunities, research and entrepreneurship ideas, and knowledge and skill development in [school-based enterprises/SBEs](#). Other resources include the local workforce center for summer job programs, the [U.S. Small Business Administration \(SBA\)](#) for assistance with creating business plans and entrepreneurship resources, civic groups for service-learning opportunities, and the school's science department for research ideas.

Forms

The [Virginia SAE Record Book](#) can be downloaded online from the CTE Resource Center website. This document contains all the required forms for each SAE type. Refer to the chart below for form requirements.

Immersion SAE Type	SAE Forms Required
Placement SAE	Supervised Agricultural Experience (SAE) Agreement Supervised Agricultural Experience (SAE) Training Plan
Internship SAE	Supervised Agricultural Experience (SAE) Agreement Supervised Agricultural Experience (SAE) Training Plan
Ownership/ Entrepreneurship SAE	Supervised Agricultural Experience (SAE) Agreement Supervised Agricultural Experience (SAE) Business Plan
Research SAE	Supervised Agricultural Experience (SAE) Research Plan
School-Based Enterprise SBE SAE	Supervised Agricultural Experience (SAE) Business Plan
Service-Learning SAE	Supervised Agricultural Experience (SAE) Service-Learning Plan Supervised Agricultural Experience (SAE) Training Plan

In addition to the SAE Forms, a [CTE HQWBL Workplace Evaluation Checklist](#) and [CTE HQWBL Training Agreement \(Appendix A\)](#) are required for ~~ALL~~-all Immersion experiences.

CAREER AND TECHNICAL EDUCATION

Commented [A10]: Replace this section page with the 2024-2025 section page (below).

High-Quality Work-Based Learning Guide 2023-2024



CAREER AND TECHNICAL EDUCATION

**High-Quality Work-Based Learning Guide
2024-2025**



**Clinical
Experience**

VIRGINIA DEPARTMENT OF EDUCATION OFFICE OF CAREER, TECHNICAL, AND ADULT EDUCATION

Clinical Experience

To participate in this CTE HQWBL experience, students must be in the 11th or 12th grade and enrolled in a [Health-health](#) and [Medical-medical Science-sciences CTE](#) course. Clinical experience allows health and medical sciences students to integrate knowledge acquired in the classroom with clinical practice. Students are placed in a variety of healthcare settings and observe patients at different stages of medical practice so students may better understand the scope of the healthcare profession.

Health and medical sciences teachers [are in charge of supervising](#) supervise the clinical experience. Specific requirements for each type are as follows.

Clinical Experience At a Glance

Suggested Grade Levels	11-12
Graduation Requirement	Yes
CCCRI	Yes
Types of Clinical Experiences	<p>Clinical experiences vary depending on which health and medical science courses students are taking and may include</p> <ul style="list-style-type: none"> • dental careers • emergency medical technician/emergency medical responder (EMT/EMR) • medical assistant • medical laboratory technician • nurse aide • patient care technician • pharmacy technician • physical/occupational therapy • practical nursing • sports medicine • radiologic technology • sterile processing technologist • surgical technologist

	<ul style="list-style-type: none"> • vision care technician mental health assisting
Pay	None
Additional Credit	None (within CTE course credit)
Rules and Regulations	<p>Rules and regulations for each type of clinical experience may vary, depending on the board that governs each area. The most up-to-date information for each board can be found on the Virginia Department of Health Professions website (https://www.dhp.virginia.gov/).</p> <p>This information includes the number of onsite hours required and the qualifications needed for teachers in each area.</p>
Forms (See appropriate appendix)	<ul style="list-style-type: none"> • CTE High-Quality Work-Based Learning Workplace Evaluation Checklist (required; Appendix A) • CTE High-Quality Work-Based Learning Training Agreement (required; Appendix A) • Clinical Experience Participation Form for Employers (see Appendix BC) • Clinical Experience Application Form for Students (see Appendix BC) • Clinical Experience Parental Consent Form (see Appendix BC) • Non-Employee Personnel Health Clearance Form (see Appendix BC) • Clinical Experience Time Log Sheet (see Appendix BC) • Clinical Experience Evaluation for Employers (see Appendix BC) • Clinical Affiliation Agreement (sample; see Appendix BC) • Virginia Office of Emergency and Medical Services Specific Forms (see Appendix BC) • Pharmacy Technician Specific Resources (see Appendix BC) <p><i>Note: Forms required by the Virginia Board of Nursing pertaining to Practical Nursing and Nurse Aide can be found online.</i></p>

Field Code Changed

Dental Careers [Aat a Glance](#)

Rules and Regulations	<p>Most up-to-date information for a dental-related dentistry clinical experiences can be found at the Virginia Board of Dentistry website.</p> <p>The clinical requirements for the Radiation Health and Safety (RHS) exam; the Infection Control (ICE) Exam; the Anatomy, Morphology, and Physiology (AMP) exam; and the Certified Dental Assistant (CDA) exam can be found on the Dental Assisting National Board (DANB) website DANB website.</p>
Duration	36 weeks/280 hours
Teacher Qualifications	The teacher must be a licensed dental assistant or dental hygienist with the Virginia Board of Dentistry and preferably have a DANB certification.
Student Eligibility	Students must be in the 11th or 12th grade before taking part in this clinical experience.
Objectives	<p>The dentistry clinical experience will</p> <ul style="list-style-type: none"> ● provide students with the chance to solve problems and benefit from the rewards that come with increased social awareness and care towards underserved populations here and abroad ● assist students in developing clinical efficiency, which leads to patient and practice management ● furnish students with abundant opportunities to work with clinical staff on a broad range of skills ● ensure that students gain professional competence and self-confidence in executing their duties ● broaden students' knowledge and expertise involving research, scientific inquiry, and public policy relating to oral health ● teach students to sterilize, organize, and assemble instruments ● teach students to prepare materials like fillings and other compounds ● allow students to assist the dentist by handing off instruments or suctioning out fluids ● teach students to help patients stay calm and comfortable during procedures ● allow students to understand front-desk work at the front desk and assist with office administration.

EMT/EMR At a Glance

Rules and Regulations	<p>Guidelines can be found on the Virginia Department of Health, Office of Emergency and Medical Services (OEMS) website Virginia OEMS website.</p> <ul style="list-style-type: none"> • Training Program Guidance • Virginia EMS Virginia OEMS Regulations
Duration	<p>Students must attend at least 85 percent of the didactic and lab aspects of the course to be eligible for emergency medical services (EMS) certification testing, following the Virginia Administrative Code (12VAC5-31-1501.A; https://law.lis.virginia.gov/admincode/title12/agency5/chapter31/section1501/).</p> <p>The duration for each course (i.e., EMR, EMT I, EMT II, EMT III) is 36 weeks.</p>
Class Size	<p>Class size is limited to 30 students unless the program is accredited by the Virginia OEMS.</p> <p>The ratio for psychomotor labs must be no greater than a 6:1 student-to-teacher ratio in a direct lab setting, following the Virginia Administrative Code (12VAC5-31-1447. bB; https://law.lis.virginia.gov/admincode/title12/agency5/chapter31/section1447/).</p> <p>Students may rotate from the classroom to the lab to meet the 6:1 ratio guideline; however, this will increase the time required to complete the course of study if sufficient additional teachers are not available.</p>
Teacher Qualifications	<p>The teacher/coordinator for any Virginia EMS-Virginia Office of EMS (OEMS) program must possess and maintain a current Virginia-Virginia OEMS certification and certification as an eEducation eCoordinator (EC) eertification in accordance with the Virginia EMS Virginia OEMS Regulations (12VAC5-31-1548; https://law.lis.virginia.gov/admincode/title12/agency5/chapter31/section1548/). If the teacher/coordinator is employed by the school division, he or she must obtain and maintain a valid Virginia teaching license through the process prescribed by the VDOE. All teachers must maintain a a</p>

	<p>current Virginia OEMS provider and educator certification to teach any EMS course.</p> <p>School divisions must verify and keep on file verification of the Virginia EC certification. In lieu of a copy of the physical card, this information can be obtained using the EMS Provider Search function on the OEMSVirginia OEMS website or by calling the Division of Educational Development at 804-888-9100.</p> <p>ECeducation-coordinators are responsible for all aspects of the EMS program. They are required to be in the classroom with students during any class time associated with the announced EMS program or have an approved substitute, another Virginia-certified Education-CCoordinator in the classroom. The school and the EMS program's EC must approve any additional ECs or classroom assistants.</p>
--	---

Student Eligibility	<p>Due to the nature of EMS and the stresses, both physical and mental, to which the student will be exposed, not all students are good candidates for an EMS program. It is imperative that students and parents/guardians be aware of the course requirements, including clinical experience.</p> <p><u>Student Age</u></p> <p>All students enrolled in a <u>Basic Life Support (BLS) EMS course</u> must <u>shall</u> be at least 16 years of age <u>by the end dated of the course as announced to Virginia OEMS</u>. <u>Students 15 years of age must apply for a variance before the program begins in order to be eligible to enroll with the Virginia OEMS.</u></p> <p><u>Students Under 16</u></p> <ul style="list-style-type: none"> <u>o The variance process for 15-year-olds should be started as soon as the student expresses interest in the course. The student must reach out to Ron Passmore, Director of Regulation & Compliance and request information on the process of applying for a variance as a 15-year-old high school student.</u> <u>o The variance process can take as long as 30- days for a decision.</u> <u>o Mr. Passmore can be reached at: ron.passmore@vdh.virginia.gov or via phone at: 804-888-9131.</u> <u>o All 15-year-olds, shall have an approved variance from Virginia OEMS before enrolling and participating an any EMS course.</u> <p>at the beginning date of the certification course and <u>Students, regardless of age, shall</u> meet all BLS student requirements as specified in the <u>Virginia EMS Regulations</u> OEMS Regulations <u>Virginia OEMS Regulations (12VAC5-31-1503; https://law.lis.virginia.gov/admincode/title12/agency5/chapter31/section1503/)</u>. These will be reviewed with students and verified on the first day of the course.</p> <p>All students <u>who do not meet the Age of Majority in the Commonwealth shall</u> 46 to 18 years of age at the start of the course <u>must</u> have a signed Virginia OEMS Parental Permission Form, <u>EMS.TR 07 (Appendix BC)</u>, on file before the start of the course.</p>
---------------------	--

Social Security Number & Virginia Driver's License or ID

Students ~~must~~ shall have a valid Social Security Number (SSN) on the first day of class.

Students will be required to have a Virginia Driver's License or a state ID identification card in order to take the National Registry of EMT's certification exam.

Foreign Nationals

~~For non-U.S. citizens who do not possess an SSN, the student must have an appropriate U.S. visa. Individuals who fall into this category should start the process of securing Virginia OEMS approval early in the process.~~

Foreign Nationals should be directed to this website:
<https://www.vdh.virginia.gov/emergency-medical-services/education-certification/educator-resources/foreign-national-access-to-ems-training-in-virginia/>

All Foreign National's shall have an Virginia OEMS issued fictitious SSN on the first day of the course.

~~This shall be verified by the Virginia OEMS per Training Program Administration Manual (TPAM) Policy Number T-1507. This shall be submitted with a manual enrollment form to the Virginia OEMS. Until approved by the Virginia OEMS, the student cannot enroll in the program.~~ Students who do not meet this requirement are not eligible for course enrollment. Students who are not eligible for enrollment in an EMS program should not be allowed to participate in, sit in, audit, or monitor the program.

~~Students enrolled in an EMT course will be required to complete clinical training rotations and may be exposed to physical and mental stresses above those experienced in a typical school setting. These rotations may require after school or weekend hours to complete. To ensure that prospective students and parents are informed and understand the nature of this course, an information packet outlining the course requirements should be given to each prospective student or parent for review before enrollment.~~

Parent/Guardian Meeting

The high school is strongly encouraged to facilitate a meeting with all parents approximately ~~2~~two months before the class starts in order to

to where the DOE designated educator/instructor discusses what will be encountered and what their student will be exposed to, not only in the classroom, but in the field.

The information packet should include, at a minimum,:

- letter from the school
- letter from the course teacher/~~coordinator~~EC
- parental notification form from the course teacher/~~coordinator~~EC
- ~~Parental~~Parent/guardian approval form from the school
- first class paperwork which includes, but is not limited to:
 - Prerequisites for EMS Training (~~TR.35~~TR.35; <https://www.vdh.virginia.gov/content/uploads/sites/23/2016/05/TR-35-Prereqs-and-Conduct-3-5-19.pdf>)
 - Functional Position Description for the BLS Provider (~~TR.14B~~TR.14B; <https://www.vdh.virginia.gov/content/uploads/sites/23/2016/05/TR-14B-BLS-Functional-Job-Description-11-29-18.pdf>)
 - Course Expectations for Successful Completion (~~TR.16~~TR.16; <https://www.vdh.virginia.gov/content/uploads/sites/23/2016/05/TR-16-Course-Expectations-for-Successful-Completion-9-11-18.pdf>)
 - BLS Certification Testing (~~TR.11B11C~~TR.11B11C; <https://www.vdh.virginia.gov/content/uploads/sites/23/2022/06/TR-11C-BLS-Certification-Testing-Policy-6-11-22.pdf>)
 - Virginia Accommodation Policy (~~TR.15A~~TR.15A; <https://www.vdh.virginia.gov/content/uploads/sites/23/2016/05/TR-15A-OEMS-Accommodation-Policy-9-11-18.pdf>)
 - ~~National Registry of Emergency Medical Technicians~~ (NREMT) Accommodation Policy (~~TR.15B~~TR.15B; <https://www.vdh.virginia.gov/content/uploads/sites/23/2016/05/TR-15B-NREMT-Accommodation-Request-9-11-18.pdf>)
- Student Permission Form (TR.07; Appendix BC)

- immunization requirements and checklist
- hepatitis-B non-participation form
- course syllabus
- checklist of required forms needing signature
- mature content permission form-

Required forms can be found online at the Virginia Department of Health, Office of Emergency and medical Services (OEMS) website.

It is imperative that school counselors understand the requirements and nature of the course before assigning-enrolling students. It is highly recommended that a test of each student’s reading comprehension be conducted and that the teacher/coordinator-EC and school division establish acceptable reading levels for the course.

ADA Accommodations

The Office of Virginia OEMS does not automatically award accommodations to EMS students with disabilities. All students shall meet all BLS student requirements as specified in the Virginia OEMS Regulations.

Students with disabilities who are admitted to the program shall have an IEP or 504 Plan. The EMS course teacher/coordinator must meet collaborate with the special education committee IEP or 504 team to develop the IEP or 504 Plan to-IEPs and 504 plans must meet all BLS student requirements as specified in the Virginia EMS OEMS Regulations (12VAC5-31-1503) Virginia OEMS Regulations (12VAC5-31-1503; <https://law.lis.virginia.gov/admincode/title12/agency5/chapter31/section1503/>), which can be viewed online.

It is important to note that simply because a student has an IEP/ or 504 within an educational program, ~~this~~ does not automatically ~~translate-signify that~~ to those accommodations ~~being-must be~~ applied to an EMS program and ~~testing~~ National Registry certification examinations.

Any prospective student who does not meet the Virginia OEMS requirements may submit for a variance/exemption/ variance request to the Virginia OEMS, Division of Regulation and Compliance. Please

Field Code Changed

	<p>note that these variances and exemptions only apply to coursework and psychomotor testingclinical experiences.</p> <p>Students requiring accommodations on the cognitive exam shall request these as soon as possible after the request for an accommodation. National Registry accommodations can take 45-60 days during the candidate application with the NREMT. Educators are encouraged to have the student and their parents/guardians start this process at the beginning of the course so appropriate decisions can be made early. This process typically takes 30-60 days. NREMT accommodations required detailed documented records from the student's doctors prior to in- or to being processed.</p> <p><u>Course Enrollment Limits</u></p> <p>Each course has an enrollment limitation determined by available resources, be that staffing or equipment, up to a maximum of 30 students, following the Virginia Administrative Code (12VAC5-31-1447; https://law.lis.virginia.gov/admincode/title12/agency5/chapter31/section1447/). Additionally, some Virginia school divisions open their school year in August, and others open in September; therefore, the start date for EMS courses throughout the Commonwealth may vary.</p>
Objectives	<p><u>EMS Course Content</u></p> <p>EMS courses are to be taught, at minimum, in accordance with the 2021 U.S. Department of Transportation's National Emergency Medical Services Education Standards (NEMSES, https://www.ems.gov/education.html).</p> <p>In accordance with the VDOE, all EMS programs shouldshall use the competencies in Virginia's CTE Resource Center. Educators mustshall ensure the appropriate Virginia Scope of Practice procedures and formulary components are included in the program.</p> <p><i>School divisions mayshall not remove any Virginia OEMS/VDOE competencies.</i></p> <p><u>Clinical Training</u></p> <p>Students enrolled in an EMT course will be required to complete clinical training rotations and may be exposed to physical and mental stresses above those experienced in a typical school setting. These rotations may require after-school or weekend hours to complete. To</p>

Field Code Changed

ensure that prospective students and parents are informed and understand the nature of this course, an information packet outlining the course requirements should be given to each prospective student or parent for review before enrollment.

The Virginia OEMS establishes the clinical requirements for certification at the EMT level. A minimum of ~~ten~~ 10 patient contacts is required, with at least five clinical or field contacts in a hospital emergency department or as ride-along tours with local emergency medical service agencies.

No more than five clinical or field contacts may be done by simulation. These shall be documented on the [EMS.TR.05 form \(Appendix BC\)](#).

The coordination of rotations may require completion outside normal school hours. The school division is responsible for determining transportation requirements for these rotations.

Contracts-/MOU's

The school division is required to ensure that contractual agreements or Memorandums of Understanding (MOUs) with a local healthcare facility or EMS agency-agencies are in place before the start of the EMT program to permit students to complete the clinical component.

Insurance

Additionally, ~~t~~The school division is responsible for ensuring that all required medical and liability insurance for students is in effect before the start of EMT classes.

Nurse Aide At a Glance

Rules and Regulations	<p>No restrictions apply unless the school division chooses to School division must teach the course as an approved program according to the Virginia Board of Nursing Regulation governing Nurse Aide Education Programs.</p> <ul style="list-style-type: none"> • Nurse Aide Education Programs • Laws and Regulations for Certified Nurse Aides • Pre-Licensure Nursing Education Programs
Duration	Minimum 40 hours of live-client clinical experiences. Hours of observation shall not be included in the required 40 hours of clinical training.
Class Size	According to VA Code 18VAC90-26-30 (G) , the ratio of students to each instructor shall not exceed 10 students to one instructor in all clinical areas, including the skills laboratory.
Teacher Qualifications	<p>The teacher must hold a current, unrestricted Virginia license or multistate licensure privilege as a registered nurse and have at least one year of direct client care of supervisory experience in the provision of long term care services.</p> <p>Prior to being assigned to teach in a nurse aide education program, all instructional personnel shall demonstrate competence to teach adults or high school students by satisfactory completion of at least 12 hours of coursework with content that meets Virginia Board of Nursing requirements or have previous experience in teaching the curriculum content and skills evaluated on the board-approved nurse aide certification examination to adults or high school students and knowledge of current regulations for nurse aides and nurse aide education programs.</p>
Student Eligibility	Students must be in the 11th or 12th grade before taking part in this clinical experience.

Additional Information on Nurse Aide

Other information on conducting clinical experiences for nurse aide students can be found in the Virginia Administrative Code, as follows:

18VAC90-26-30. Requirements for instructional personnel.

G. When students are giving direct care to clients in clinical areas, instructional personnel must be on site solely to supervise the students.

18VAC90-26-40. Requirements for the curriculum.

A. 1. Initial core curriculum. Prior to the direct contact with a client, a student shall have completed a total of at least 24 hours of instruction. Sixteen of those hours shall be in the following five areas:

- a. Communication and interpersonal skills-
- b. Infection control-
- c. Safety and emergency procedures, including dealing with obstructed airways and fall prevention-
- d. Promoting client independence-
- e. Respecting clients' rights-

Practical Nursing At a Glance

Rules and Regulations	<ul style="list-style-type: none">● Forms required by the Virginia Board of Nursing pertaining to Practical Nursing can be found online.● Establishing/Maintaining a Pre-Licensure Nursing Education Program● Regulations for Nursing Education Programs
Duration	<ul style="list-style-type: none">● Practical Nursing I: 18 weeks/280 hours● Practical Nursing II: 18 weeks/280 hours● Practical Nursing III: 36 weeks/420 hours <p><i>Note: 400 hours of direct client care clinical across the lifespan are required for the practical nursing program. Hours of observation do not count towards required clinical hours.</i></p>
Class Size	According to VA Code 18VAC90-27-60 (B) : <ul style="list-style-type: none">● The number of faculty shall be sufficient to prepare the students to achieve the objectives of the educational program and to ensure safety for patients to whom students provide care.● When students are giving direct care to patients, the ratio of students to faculty shall not exceed ten10 students to one faculty member, and the faculty shall be on site solely to supervise students.● When preceptors are utilized for specific learning experiences in clinical settings, the faculty member may supervise up to fifteen15 students.

Teacher Qualifications	<p>According to VA Code 18VAC90-27-60 (A) 1-3; 6:</p> <ul style="list-style-type: none"> • Every member of the nursing faculty, including the program director, shall hold a current license or multistate licensure privilege to practice nursing in Virginia as a registered nurse without any disciplinary action that currently restricts practice and have at least two years of direct client care experience as a registered nurse prior to employment by the program. Persons providing instruction in topics other than nursing shall not be required to hold a license as a registered nurse. • Every member of a nursing faculty supervising the clinical practice of students shall meet the licensure requirements of the jurisdiction in which that practice occurs. Faculty shall provide evidence of education or experience in the specialty area in which they supervise students' clinical experience for quality and safety. Prior to supervision of students, the faculty providing supervision shall have completed a clinical orientation to the site in which supervision is being provided. • The program director and each member of the nursing faculty shall maintain documentation of professional competence through such activities as nursing practice, continuing education programs, conferences, workshops, seminars, academic courses, research projects, and professional writing. Documentation of annual professional development shall be maintained in employee files for the director and each faculty member until the next survey visit and shall be available for board review.
Student Eligibility	<p>Students must be in the 11th or 12th grade before taking part in this clinical experience.</p> <p>Pursuant to regulation, the Program-program Director-director and faculty should participate in the admission process.</p>

Additional Information on [Practical Nursing](#)

Other information on conducting clinical experiences for nursing students can be found in the Virginia Administrative Code, as follows:

[18VAC90-27-110](#). Clinical practice of students.

A.- In accordance with [§ 54.1-3001 of the Code of Virginia](#), a nursing student, while enrolled in an approved nursing program, may perform tasks that would constitute the practice of

nursing. The student shall be responsible and accountable for the safe performance of those direct client care tasks to which he has been assigned.

- B.- Faculty shall be responsible for ensuring that students perform only skills or services in direct client care for which they have received instruction and have been found proficient by the teacher. Skills checklists shall be maintained for each student.
- C. Faculty members or preceptors providing onsite supervision in the clinical care of clients shall be responsible and accountable for the assignment of clients and tasks based on their assessment and evaluation of the student's clinical knowledge and skills. Supervisors shall also monitor clinical performance and intervene if necessary for the safety and protection of the clients.
- D. Clinical preceptors may be used to augment the faculty and enhance the clinical learning experience. Faculty shall be responsible for the designation of a preceptor for each student and shall communicate such assignment with the preceptor. A preceptor may not further delegate the duties of the preceptorship.
- E. Preceptors shall provide to the nursing education program evidence of competence to supervise student clinical experience for quality and safety in each specialty area where they supervise students. The clinical preceptor shall be licensed as a nurse at or above the level for which the student is preparing.
- F. Supervision of students.
 - 1. When faculty are supervising direct client care by students, the ratio of students to faculty shall not exceed 10 students to one faculty member. The faculty member shall be on site in the clinical setting solely to supervise students.
 - 2. When preceptors are utilized for specified learning experiences in clinical settings, the faculty member may supervise up to 15 students. In utilizing preceptors to supervise students in the clinical setting, the ratio shall not exceed two students to one preceptor at any given time. During the period in which students are in the clinical setting with a preceptor, the faculty member shall be available for communication and consultation with the preceptor.
- G. Prior to beginning any preceptorship, the following shall be required:
 - 1. ~~w~~Written objectives, methodology, and evaluation procedures for a specified period of time to include the dates of each experience;
 - 2. ~~a~~An orientation program for faculty, preceptors, and students;
 - 3. ~~A~~a skills checklist detailing the performance of skills for which the student has had faculty-supervised clinical and didactic preparation; and

4. ~~The~~ overall coordination by faculty who assume ultimate responsibility for implementation, periodic monitoring, and evaluation.

18VAC90-27-100. Curriculum for direct client care

- A.- A nursing education program preparing a student for licensure as a registered nurse shall provide a minimum of 500 hours of direct client care supervised by qualified faculty. A nursing education program preparing a student for licensure as a practical nurse shall provide a minimum of 400 hours of direct client care supervised by qualified faculty. Direct client care hours shall include experiences and settings as set forth in [18VAC90-27-90 B 1](#).
- B.- Licensed practical nurses transitioning into prelicensure registered nursing programs may be awarded no more than 150 clinical hours of the 400 clinical hours received in a practical nursing program. In a practical nursing to registered nursing transitional program, the remainder of the clinical hours shall include registered nursing clinical experience across the life cycle in adult medical/surgical nursing, maternal/infant (obstetrics, gynecology, neonatal) nursing, mental health/psychiatric nursing, and pediatric nursing.
- C.- Any observational experiences shall be planned in cooperation with the agency involved to meet stated course objectives. Observational experiences shall not be accepted toward the 400 or 500 minimum clinical hours required. Observational objectives shall be available to students, the clinical unit, and the board.
- D.- Simulation for direct client clinical hours.
 - 1.- No more than ~~25%~~ [percent](#) of direct client contact hours may be simulation. For prelicensure registered nursing programs, the total of simulated client care hours cannot exceed 125 hours (~~25%~~ [percent](#) of the required 500 hours). For prelicensure practical nursing programs, the total of simulated client care hours cannot exceed 100 hours (~~25%~~ [percent](#) of the required 400 hours).
 2. No more than ~~50%~~ [percent](#) of the total clinical hours for any course may be used as simulation. If courses are integrated, simulation shall not be used for more than ~~50%~~ [percent](#) of the total clinical hours in different clinical specialties and population groups across the lifespan.
 3. Skills acquisition and task training alone, as in the traditional use of a skills laboratory, do not qualify as simulated client care and therefore do not meet the requirements for direct client care hours.
 4. Clinical simulation must be led by faculty who meet the qualifications specified in [18VAC90-27-60](#). Faculty with education and expertise in simulation and in the applicable subject area must be present during the simulation experience.
 5. ~~Documentation~~ of the following shall be available for all simulated experiences:
 - a. ~~Course~~ [course](#) description and objectives;

- b. tType of simulation and location of simulated experience;
- c. nNumber of simulated hours;
- d. Faculty qualifications;
- e. methods of pre-briefing and debriefing;
- f. cEvaluation of simulated experience; and

6g. method to communicate student performance to clinical faculty.

Pharmacy Technician aAt a Glance

<p>Rules and Regulations</p>	<p>The Virginia Board of Pharmacy guidance documents can be found online.</p> <p>18VAC110-21-135; Registration as Pharmacy Technician Trainee</p> <p>⋮</p> <p>B. In order to be eligible to register as a pharmacy technician trainee, an applicant shall be enrolled in a pharmacy technician training program. An expiration date, not to exceed two years, shall be assigned to the registration to cover the estimated time period for the trainee to complete the practical pharmacy experience required for completion of the training program and pass the required examination. If the trainee is no longer enrolled in the training program, takes a voluntary break from the program, or is otherwise not actively progressing toward completion of such program, the registration is no longer valid and shall be returned to the board immediately.</p> <p>Va. Code §54.1-3321.B provides:</p> <p>B. To be registered as a pharmacy technician, a person shall submit:</p> <ol style="list-style-type: none"> 1. An application and fee specified in regulations of the Board; 2. Evidence that he has successfully completed a training program that is (i) an accredited training program, including an accredited training program operated through the Department of Education's Career and Technical Education program or approved by the Board, or (ii) operated through a federal agency or branch of the military; and 3. Evidence that he has successfully passed a national certification examination administered by the Pharmacy Technician Certification Board or the National Healthcareer Association.
------------------------------	--

Duration	Pharmacy Technician I: 36 weeks/140 hours Pharmacy Technician II: 36 weeks/280 hours
Teacher Qualifications	The teacher must be a licensed pharmacy technician with the Virginia Board of Pharmacy with two or more years of experience.
Student Eligibility	Students must be in the 11th or 12th grade and must be registered as a Pharmacy Technician trainee before taking part in this clinical experience.
Objectives	Through the clinical experience, students will <ul style="list-style-type: none"> • assist patients dropping off prescriptions • assist patients picking up prescriptions, although students are not allowed to use the register • enter prescriptions into the computer while being supervised • enter patients' insurance information into the computer • answer incoming phone calls and route them to the pharmacist when necessary • sign a pharmacy visitor agreement, as required by the pharmacy • return outdated or damaged drugs under supervision • restock pharmacy shelves • check daily medication replenishments under supervision • order medications from supplier daily under supervision-
Pharmacy Technician Trainee License	The Application for Pharmacy Technician Trainee License can be found online. <u>To be registered as a pharmacy technician trainee, a person will need to submit an application and pay the associated fee for the registration to the Virginia Board of Pharmacy prior to performing the duties of a pharmacy technician.</u>
Specific Pharmacy Technician Guidance and forms from DOLI	<ul style="list-style-type: none"> • DOLI Guidance to VDOE and School Divisions on CTE High School Pharmacy Technician Training Programs • DOLI Background Information for VDOE and School Divisions on CTE High School Pharmacy Technician Training Programs • Virginia Department of Labor and Industry Pharmacy Technician Work Training Written Agreement DocuSign Process • Virginia Department of Labor and Industry (DOLI) Pharmacy Technician Student Work Training Program Written Agreement • Pharmacy Clinical Affiliation Agreement • Pharmacy Clinical Experience Time Log Sheet

[Additional Information on Pharmacy Technicians](#)

The Virginia Department of Education (VDOE), in collaboration with the Virginia Department of Labor and Industry (DOLI), Virginia Department of Health Professions (DHP),² and Virginia Board of Pharmacy has provided guidance for the purpose of ensuring workplace health and safety of high school students under the age of 18 that participate in career and technical education (CTE) pharmacy technician programs. The following additional information on conducting clinical experiences for pharmacy technician students applies:

Va. Code §54.1-3321.B provides:

<https://law.lis.virginia.gov/vacode/title54.1/chapter33/section54.1-3321/>

~~B. To be registered as a pharmacy technician, a person shall submit:~~

- ~~1. An application and fee specified in regulations of the Board;~~
- ~~2. Evidence that he has successfully completed a training program that is (i) an accredited training program, including an accredited training program operated through the Department of Education's Career and Technical Education program or approved by the Board, or (ii) operated through a federal agency or branch of the military; and~~
- ~~3. Evidence that he has successfully passed a national certification examination administered by the Pharmacy Technician Certification Board or the National Healthcareer Association.~~

18VAC110-21-135; Registration as Pharmacy Technician Trainee

~~requires anyone enrolled in a pharmacy technician training program and performing the duties of a pharmacy technician to obtain registration as a pharmacy technician trainee.~~

~~B. In order to be eligible to register as a pharmacy technician trainee, an applicant shall be enrolled in a pharmacy technician training program. An expiration date, not to exceed two years, shall be assigned to the registration to cover the estimated time period for the trainee to complete the practical pharmacy experience required for completion of the training program and pass the required examination. If the trainee is no longer enrolled in the training program, takes a voluntary break from the program, or is otherwise not actively progressing toward completion of such program, the registration is no longer valid and shall be returned to the board immediately.~~

~~To be registered as a pharmacy technician trainee, a person will need to submit an application and pay the associated fee for the registration to the Virginia Board of Pharmacy prior to performing the duties of a pharmacy technician.~~

The American Society of Health Systems Pharmacists (ASHP) and the Accreditation Council for Pharmacy Education (ACPE) provides, among other things, national accreditation of high school pharmacy technician training programs. A core requirement of the ASHP/ACPE accreditation process is a requirement that students received 130 hours of practical training in a pharmacy.

Virginia Department of Labor and Industry (DOLI) laws and regulations prohibit children under the age of 18 from engaging in an occupation "In any capacity in preparing any composition in which dangerous or poisonous chemicals are used." Va. Code §40.1-100.A.4, 16VAC15-30-200.4; and that no person "employing or having the custody of any child willfully or negligently... cause or permit the life of such child to be endangered or the health of such child to be injured, or willfully or negligently to cause or permit such child to be placed in a situation that its life, health... be endangered." Va. Code § 40.1-103.

NOTE: Any pharmacist who is providing the CTE work component for high school children is serving in a "custodial" capacity with the child and can be held criminally liable should any harm come to the child as a result of their exposure to drugs that could be considered dangerous, poisonous or injurious to the health of the child in their custody Va. Code § 40.1-103.

DOLI is authorized to conduct child labor inspections in accordance with its laws, standards, regulations, and procedures, Va. Code §40.1-6(8).

However, Va. Code §40.1-89 provides that students "sixteen or seventeen years of age may be employed in certain such occupations as part of a work training program in accordance with rules and regulations promulgated by the Commissioner [of Labor and Industry]. No child shall work in a work training program except pursuant to a written agreement [with the Department of Labor and Industry]."

In cooperation with DOLI, the Board of Pharmacy (Board) and the Department of Health Professionals (DHP), a Clinical Affiliation Agreement and other VDOE forms specific to the pharmacy technician courses have been developed (see Appendix B). In cooperation with VDOE, the Board and DHP, DOLI has developed a Work Training Program Written Agreement. The following provisions are included in VDOE's Pharmacy Clinical Affiliation Agreement and DOLI's Work Training Program Written Agreement respectively:

The Clinical Experience workplace ratio of school division employee to student shall be 1:1. However, in situations when there are more than one Pharmacy Technician students working in a pharmacy at the same time, and provided that the school division supervisor is present and assures that the pharmacist designates a pharmacist or pharmacy technician to "provide direct and close supervision" to meet a one to one ratio of supervisors to students, DOLI would consider such an arrangement to comply with Va. Code § 40.1-89.

All students under the age of 18 enrolled in Pharmacy Technician I or II courses shall undergo a criminal background check before being permitted by a school division to participate in a Clinical Experience at a participating pharmacy.

- School divisions shall be required to inform the Clinical Coordinator of any CTE Pharmacy Technician I or II student under the age of 18 who has committed any felonious conduct involving alcohol, marijuana, a controlled substance, imitation controlled substance, or an

anabolic steroid (reporting non-felony offenses involving these are subject to the principal's discretion). Va. Code § 22.1-279.3:1(A)(iii). The school shall immediately remove the student from any Clinical Experience at the pharmacy.

- Prior to permitting a student under the age of 18 to participate in Clinical Experience (and on a quarterly basis thereafter), the school division shall check the DHP License Lookup webpage¹ for the prior three calendar years of licensing, inspection, violation and penalty history of the host pharmacy, pharmacist(s) and pharmacy technician(s) for significant violations of Board regulations; and license probations, suspensions, or revocations. A record of the searches shall be maintained for a period of three years.

NOTE: —"Significant violations of Board regulations" includes, but is not limited to, instances of drug diversion, drug theft, the appearance of a pattern of behavior indicative of systemic problems with inventory control, etc.

Should the above license lookups result in the identification of significant violations, license probations, suspensions or revocations, the school division shall immediately remove the student from the Clinical Experience at the pharmacy and conduct an assessment of whether the pharmacy meets the high operational and ethical standards necessary to warrant inclusion in the Clinical Experience.

The assessment shall be reduced to writing and provided to DOLI, the student and the student's parents prior to the student being allowed to return to a Clinical Experience at the pharmacy.

The school division and participating pharmacy shall limit Clinical Experience job tasks involving direct prescription drug handling assigned to students under the age of 18 to Class VI drugs.

- Participating pharmacies shall immediately notify school divisions if the license of a pharmacist or pharmacy technician is put on probation, suspended, or revoked. Upon receiving such notification, the school division shall immediately remove the student from the Clinical Experience at the pharmacy and conduct an assessment of whether the pharmacy meets the high operational and ethical standards necessary to warrant inclusion in the Clinical Experience.

The assessment shall be reduced to writing and provided to DOLI, the student and the student's parents prior to the student being allowed to return to the Clinical Experience at the pharmacy.

- Participating pharmacies shall immediately notify school divisions of the results of DHP inspections, including any violations issued, penalties assessed and the terms of any consent orders. Should the inspection results indicate the presence of significant violations, license probations, suspensions or revocations, the school division shall immediately remove the student from the Clinical Experience at the pharmacy and conduct an assessment of whether

¹<https://dhp.virginiainteractive.org/lookup/index>

~~the pharmacy meets the high operational and ethical standards necessary to warrant inclusion in the Clinical Experience.~~

- ~~• The assessment shall be reduced to writing and provided to DOLI, the student and the student's parents prior to the student being allowed to return to the Clinical Experience at the pharmacy.~~
- ~~• Participating pharmacies shall immediately notify school divisions of drug diversions or drug thefts. The school division shall immediately inform affected students and their parents of the notification. Upon receipt of such notification, the school division shall immediately remove the student from the Clinical Experience at the pharmacy and conduct an assessment of whether the pharmacy meets the high operational and ethical standards necessary to warrant inclusion in the Clinical Experience.~~
- ~~• The assessment shall be reduced to writing and provided to DOLI, the student and the student's parents prior to the student being allowed to return to the Clinical Experience at the pharmacy.~~

Radiologic Technology at a Glance

Rules and Regulations	None for secondary education programs
Duration	Radiologic Technology I: 36 weeks/140 hours Radiologic Technology II: 36 weeks/140 hours
Teacher Qualifications	The teacher must be a licensed radiology technologist with two or more years of experience.
Student Eligibility	Students must be in the 11th or 12th grade before taking part in this clinical experience.
Objectives	Through the clinical experience, students will <ul style="list-style-type: none"> • identify the different types of diagnostic procedures performed, including radiographic studies, Xx-rays (with and without contrast media), magnetic resonance imaging (MRI), computed tomography (CT) scan, ultrasonography, endoscopy, and nuclear imaging • identify safety measures used in each procedure • identify the purpose of each procedure observed • discuss the preparation needed for each procedure • visualize structures and organs during the study • employ safety measures against radiation exposure

Rules and Regulations	None for secondary education programs
	<ul style="list-style-type: none"> • identify post-procedure monitoring and instructions.

Respiratory Therapy aAt a Glance

Rules and Regulations	There are no regulations for secondary education programs.
Duration	<u>Respiratory Therapy II: 36 weeks/280-140 hours</u> <u>Respiratory Therapy II: 36 weeks/140 hours</u>
Teacher Qualifications	The teacher must be a licensed respiratory therapist with the Virginia Board of Medicine with two or more years of experience.
Student Eligibility	Students must be in the 11th or 12th grade before taking part in this clinical experience.
Objectives	<p>Through the clinical experience, the student will</p> <ul style="list-style-type: none"> • identify the types of respiratory treatments used, cardiopulmonary tests observed, any medications administered, and purpose of treatments, side effects, and nursing implications • demonstrate safety precautions in oxygen therapy • add a bottle of distilled water for humidification, with direct supervision • set the oxygen flow meter at appropriate level, with direct supervision • demonstrate insertion and removal of the oxygen flow meter into the wall, with direct supervision • auscultate lung sounds with the therapist prior to and after respiratory treatments • compare what he/she hears with the findings of the respiratory therapist • note the protocol for arterial blood gas assessment • assist with trachea and endotracheal tube suctioning by oxygenating patient with a bag valve mask (BVM)

	<ul style="list-style-type: none"> ● follow guidelines from the Centers for Disease Control and Prevention (CDC) during the suctioning procedure.
--	--

Surgical Services Technologist At a Glance

Rules and Regulations	<p><u>Regulations Governing the Registration of Surgical Assistants and Surgical Technologists</u></p> <p>http://register.dls.virginia.gov/details.aspx?id=8203</p>
Duration	<p><u>Surgical Technologist I: 36/weeks/420 hours</u></p> <p><u>Surgical Technologist II: 36 weeks/420 hours</u></p>
Teacher Qualifications	<p>The teacher must have a Virginia Board of Medicine license and a surgical technologist credential certification and have two or more years of experience.</p>
Student Eligibility	<p>Students must be in the 12th grade.</p>
Objectives	<p>After the clinical experience, the student will</p> <ul style="list-style-type: none"> ● understand the necessary components of a complete preoperative (pre-op) assessment ● understand rationales and skills behind obtaining informed consent ● identify the patient criteria/rationale for inpatient vs. outpatient surgery ● understand the teaching process used for adult clients and participate in patient teaching sessions when appropriate ● understand rationales and assessment criteria used during moderate sedation ● understand the principles of creating and maintaining a sterile field ● identify various treatment modalities used in the surgical setting ● understand the role of the nurse anesthetist, surgical technician, scrub nurse, and circulating nurse ● identify assessment criteria utilized in a post anesthesia care unit (PACU) setting and the rationales behind them ● identify appropriate criteria patients must meet to be transferred from PACU to the nursing floor or discharged home.

Forms (See Appendix B):

- ~~Clinical Experience Participation Form for Employers~~
- ~~Clinical Experience Application Form for Students~~
- ~~Clinical Experience Parental Consent Form~~
- ~~Non-Employee Personnel Health Clearance Form~~
- ~~Clinical Experience Time Log Sheet~~
- ~~Clinical Experience Evaluation for Employers~~
- ~~Clinical Affiliation Agreement (sample)~~
- ~~Office of Emergency and Medical Services Specific Forms~~
- ~~Pharmacy Technician Specific Resources~~

Note: Forms required by the Virginia Board of Nursing pertaining to Practical Nursing and Nurse Aide can be found online.

CAREER AND TECHNICAL EDUCATION

Commented [A11]: Replace this section page with the 2024-2025 section page (below).

High-Quality Work-Based Learning Guide 2023-2024



Registered
Apprenticeship

Youth Registered
Apprenticeship

CAREER AND TECHNICAL EDUCATION

**High-Quality Work-Based Learning Guide
2024-2025**



**Registered
Apprenticeship**

**Youth Registered
Apprenticeship**

VIRGINIA DEPARTMENT OF EDUCATION OFFICE OF CAREER, TECHNICAL, AND ADULT EDUCATION

Youth Registered Apprenticeship and Registered Apprenticeship

Youth Registered Apprenticeship (YRA)

All ~~Youth Registered Apprenticeships (YRAs)~~ should be undertaken in consultation with the ~~Department of Labor and Industry's (DOLI) Virginia Works'~~ Division of Registered Apprenticeship. YRA is a career preparation HQWBL method that integrates CTE curriculum and ~~On-the-Job Training (OJT)~~ to help students gain employability and occupational skills. CTE programs provide ~~Related Technical Instruction (RTI)~~ based on the ~~Virginia Department of Education's VDOE~~ statewide curriculum framework guidelines, endorsed by business and industry. Licensed and endorsed CTE teachers and journeyworker experts instruct youth apprentices.

Apprentices are simultaneously enrolled in CTE classes to meet high school graduation requirements and receive occupation specific RTI. Additionally, the participating sponsor/employer provides supervision as a skilled mentor. Upon completion of a high school diploma, apprentices are encouraged to continue in the occupation as adult apprentices at the discretion of the employer/sponsor and ~~will be~~ subject to all standard OJT and RTI requirements.

Youth Registered Apprenticeship at a Glance

Suggested Grade Levels	11-12
Graduation Requirement	Yes
CCCRI	Yes
Number of hours required	There are no minimum or maximum work-hour requirements for student apprentices, but students who complete at least 280 OJT hours per year of YRA may receive an one additional credit toward graduation. YRA may be part-time or full-time at various times of the year. Part-time employment and hours worked will be determined by the employer.

	All work hours will be documented or tracked by the employer and will also be credited toward the completion of an adult Registered RA Apprenticeship program.
Pay	Yes, payment must be at least the state or federal minimum wage (whichever is higher) and based on a progressive wage schedule.
Additional Credit	Students who complete a minimum of 280 OJT hours per school year of YRA may earn one (+) additional credit in addition to the course credit toward graduation .
Related Technical Instruction (RTI)	RTI must be occupation-specific occupation-specific . RTI is provided in high school CTE programs and also counts toward RTI requirements for RA. RTI is taken simultaneously with academic classes to meet high school graduation requirements.
Teacher Qualifications	Licensed and endorsed CTE teachers and journeyworker experts instruct youth apprentices.
Documentation	Youth Registered Apprenticeship YRA Education/Training Agreement Education/Training Agreement (see Appendix D) Virginia Youth Registered Apprenticeship YRA programs require documentation (check with the DOL area Registered Apprenticeship Consultant).
Student Eligibility	Each student must be at least 16 years old and in the 11th or 12th grade. They Students must be in good standing with the school, be enrolled in a CTE program that supports the occupation, maintain passing grades, and have satisfactory attendance. YRA participation will be canceled if the student leaves the school. Each YRA employer may have additional criteria depending on the hours or skill set required.
Objectives	The student will <ul style="list-style-type: none"> gain employability and occupational skills

	<ul style="list-style-type: none"> • develop technical knowledge and skills necessary for a specific occupation through OJT and RTI • strengthen career awareness, workplace readiness skills, and personal development, including learning about workplace protocols and etiquette • receive employment experience and foster essential communication skills, workplace protocols, and etiquette • gain work experience
Forms	<ul style="list-style-type: none"> • Youth Registered Apprenticeship Education/Training Agreement (Appendix CAppendix D) • CTE High-Quality Work-Based Learning Workplace Evaluation Checklist (required, Appendix A)
Supplements	<ul style="list-style-type: none"> • Planning and Partnerships, Virginia’s Youth Registered Apprenticeship (YRA) • 10 Questions to Consider If your School or Division would like to create a Youth Registered Apprenticeship Model • 10 Benefits of a Youth Registered Apprenticeship Program

Student Schedules

YRA experiences of 280 OJT hours or more must be continuous throughout the school year, even if the classroom instruction is a class in a single semester. The students must be placed in jobs related to their career goals and must adhere to ~~the all~~ regulations and guidelines.

Registered Apprenticeship (RA)

All ~~Registered Apprenticeships (RAs)~~ should be undertaken in consultation with ~~DOLI’s~~ [Virginia Works’](#) Division of Registered Apprenticeship. RA is a career-preparation HQWBL method that is industry-driven. Employers can develop high-quality career pathways to prepare their future workforce. Individuals can obtain paid work experience, occupation-specific instruction, mentorship, and a portable, nationally recognized credential.

RA programs combine OJT with RTI, which provides occupation-specific knowledge relating to the profession. RA training is based on national industry standards and can be customized to the needs of the employer. Apprentices are paid employees of a company and receive pay increases as they meet benchmarks for skill attainment. Apprentices must be paid at least the state or federal minimum hourly wage (whichever is higher).

Upon completion of an [Registered Apprenticeship](#) program, the apprentice receives a nationally recognized credential which consists of a completion certificate and journeyworker card. The credential signifies to employers that [the journeyworker\(s\) are-is](#) fully qualified in that occupation.

Registered Apprenticeship [At a Glance](#)

Suggested Grade Levels	11-12
Graduation Requirement	Yes
CCCRI	Yes
Number of hours required	All OJT training hours acquired during high school may be credited to an adult Registered Apprenticeship program.
Pay	Yes, payment must be at least the state and federal minimum wage (whichever is higher) and based on a progressive wage schedule.
Related Technical Instruction (RTI)	RTI is P rovided by technical schools, community colleges, online, or on-site by employer/sponsor and it must be occupation- specific . RTI requirements are determined by the sponsoring employer and based on a progressive wage schedule.
Documentation	Maintained exclusively by employers/sponsors and apprentices.
Student Eligibility	Each student must be at least 16 years old. Apprentices can begin occupational education and OJT learning in high school.
Objectives	The student will: <ul style="list-style-type: none"> ● gain employability and occupational skills ● develop technical knowledge and skills necessary for a specific occupation through OJT and RTI ● strengthen career awareness, workplace readiness skills, and personal development ● receive employment experience and-that fosters essential communication skills, workplace protocols, and etiquette ● gain work experience

	<ul style="list-style-type: none"> • earn an industry-recognized, portable credential if an apprentice completes an adult registered apprenticeship RA program.
Form	CTE High-Quality Work-Based Learning Workplace Evaluation Checklist (required, Appendix A)
Supplement	10 Steps to Land Your Registered Apprenticeship Dream Job 10 Benefits of a Youth Registered Apprenticeship Program



Commented [A12]: Logo to be deleted per VA Works

Planning and Partnerships Virginia's Youth Registered Apprenticeship (YRA)

Career and Technical Education (CTE) Administrators or CTE WBL Coordinator/Teacher/Point of Contact/Designee:

- Contact a [Registered Apprenticeship Consultant](https://www.doli.virginia.gov/apprenticeship-consultants) from the Division of Registered Apprenticeship in your area by visiting our website at <https://www.doli.virginia.gov/apprenticeship-consultants> <https://www.Virginiaworks.gov>
- Determine the CTE programs that will be highlighted to local employers
- Work with employers on hiring CTE students with industry specific interest
- Market the YRA Program to parents, students, partners, employers, and community
- Recruit students
- Coordinate student enrollment
- Integrate the YRA classroom and worksite training into student's education program
- Ensure two semesters per year of Related Technical Instruction
- Participate in regular Progress Reviews
- Ensure student is on track for graduation
- Grant high school graduation credit, if applicable

Employers:

- [Contact a Registered Apprenticeship Consultant](#) from the Division of Registered Apprenticeship in your area
- [Register with a DOLI Consultant](#) [Complete the Sponsor company registration process](#)
- Comply with child labor laws
- Interview and hire student(s) for your YRA program
- Pay apprentices state or federal minimum wage (whichever is higher)
- Provide OJT training to YRA apprentices
- Ensure worksite training with a mentor
- Participate in progress reviews of YRA Apprentices

Registered Apprenticeship Consultant, Division of Registered Apprenticeship:

- Visit and maintain commitments with participating high schools, technical schools, colleges, and local businesses
- Provide information on Registered Apprenticeship requirements to all parties
- Register the sponsors and their selected apprentices
- Maintain the apprentices' records, coordinate changes, cancellations, reinstatements, and completions
- Provide formal approval of work processes, competencies (if necessary) and Related Technical Instruction schedules
- Promote equal opportunities for women and minorities in Registered Apprenticeship. Complete EEO Evaluations as they become necessary
- Award certificates of participation to the persons who finish the Youth Registered Apprenticeship Program

Commented [A13]: This is to be deleted per VA WORKS.



10 Questions to Consider

If your School or Division would like to create a Youth Registered Apprenticeship Model


- 1 Are you a high school who wants a robust school-to-work transition for your students?
- 2 Are students and parents interested in a work-based learning approach that provides a stepping stone to a career?
- 3 Will your local employers support school-to-work programs by hiring industry specific Career Technical Education students?
- 4 Will your staff/faculty market Youth Registered Apprenticeship to parents, students, and business community?
- 5 Can you recruit students and coordinate student enrollment?
- 6 Will you provide 2 semesters per year of Related Technical Instruction?
- 7 Will you monitor that the student stays on track for graduation?
- 8 Will the student receive high school graduation credit?
- 9 The Department of Labor and Industry (DOLI) will help your designated coordinator start the process for Youth Registered Apprenticeship. Do you have someone in mind?
- 10 Do you know who your Registered Apprenticeship Consultant is from DOLI?

Find out here to get started.

http://www.doli.virginia.gov/apprenticeship/consultants_headquarters.html



|





10 Questions to consider if your school or division would like to create a Youth Registered Apprenticeship Model

1. [Are you a high school that wants a robust school-to-work transition for your students?](#)
2. [Are students and parents interested in a work-based learning approach that provides the pathway to a specific occupation?](#)
3. [Do you provide Industry-specific Career and Technical Education eCourses, and will local employers support such a program by hiring students?](#)
4. [Will you provide two semesters per year of the Related Technical Instruction?](#)
5. [Will you monitor students to ensure they stay on track for graduation?](#)
6. [Will the student receive high school graduation credit for the Youth Registered Apprenticeship experience?](#)
7. [Can you recruit students and coordinate student enrollment?](#)
8. [Will your staff and faculty market Youth Registered Apprenticeship to parents, students, and the business community?](#)
9. [Virginia Works will help your designated coordinator start the process for Youth Registered Apprenticeship. Do you have someone in mind to organize the Youth Registered Apprenticeship experience?](#)
10. [Do you know who your VirginiaWorks Registered Apprenticeship Consultant is? Find out at \[www.VirginiaWorks.gov\]\(http://www.VirginiaWorks.gov\).](#)

Field Code Changed



10 Steps

To Land Your Registered Apprenticeship Dream Job

- 1** Research **occupations** and make some **choices** of what kind of work you think is suitable for you
<https://www.onctonline.org/>
- 2** Write a **concise**, modern **resume**
- 3** Research the companies. **Be knowledgeable** about them when you apply
- 4** Do a self-check on your social skills. **Speak clearly**, make **eye contact**, and **smile!**
- 5** Check the website for the **Department of Labor and Industry** to see current sponsor participants
www.doli.virginia.gov
- 6** Have your **prior work**, **education**, and **military information** handy
- 7** Post your **resume** on **job-sites** and include the information that you are seeking a **Registered Apprenticeship** position
- 8** Have a **back-up plan**. What other **job** can you start while you are seeking your **dream job?**
- 9** Present yourself **professionally** for the interview; **hair, clothes and manners** **They all matter!**
- 10** **Never give up** on getting your dream career.





10 Benefits of a Youth Registered Apprenticeship program

Youth Registered Apprenticeship

1. -Is a real job that provides hands-on experience in a real career environment
2. Builds upon necessary social and customer service skills to excel in a workplace
3. Allows students to earn credit toward graduation
4. Enables students to work towards credentialing in an occupation of their choice
5. Allows students the opportunity to gain employment, establish a relationship with employers, and grow their skillset while in high school
6. Fosters a sense of responsibility and accountability
7. Creates a structured pathway to a career in high-demand and high wage occupations
8. Promotes a smooth transition from education to the workforce
9. Cultivates a strong workforce to meet industry demands
10. Empowers students by allowing them to develop skills in their chosen profession while still in high school

CAREER AND TECHNICAL EDUCATION

High-Quality Work-Based Learning Guide **2023-2024** **2024-2025**

APPENDIX A – Sample CTE HQWBL Forms

- CTE High-Quality Work-Based Learning Employer Participation Form**
- CTE High-Quality Work-Based Learning Workplace Evaluation Checklist**
- CTE High-Quality Work-Based Learning Student Incident Form**
- CTE High-Quality Work-Based Learning Training Agreement**
- CTE High-Quality Work-Based Learning Training Plan**
- CTE High-Quality Work-Based Learning Training Plan Evaluation**
- CTE High-Quality Work-Based Learning Student Reflection**
- CTE High-Quality Work-Based Learning Employer/Mentor Evaluation**

Commented [A15]: Replace this section page with the 2024-2025 section page (below).

CAREER AND TECHNICAL EDUCATION

High-Quality Work-Based Learning Guide 2024-2025

APPENDIX A – Sample CTE HQWBL Forms

- CTE High-Quality Work-Based Learning Employer Participation Form**
- CTE High-Quality Work-Based Learning Workplace Evaluation Checklist**
- CTE High-Quality Work-Based Learning Student Incident Form**
- CTE High-Quality Work-Based Learning Training Agreement**
- CTE High-Quality Work-Based Learning Training Plan**
- CTE High-Quality Work-Based Learning Training Plan Evaluation**
- CTE High-Quality Work-Based Learning Student Reflection**
- CTE High-Quality Work-Based Learning Employer/Mentor Evaluation**

CTE HIGH-QUALITY WORK-BASED LEARNING EMPLOYER PARTICIPATION FORM

Choose the CTE HQWBL ~~e~~Experience:

<input type="checkbox"/> Job Shadowing	<input type="checkbox"/> Mentorship Externship	<input type="checkbox"/> Externship Mentorship
<input type="checkbox"/> Internship	<input type="checkbox"/> Cooperative Education	<input type="checkbox"/> Other _____

CTE WBL Coordinator/Teacher/Point of Contact DesigneeDesignee:	Date:
CTE WBL Coordinator/Teacher/Point of Contact Designee Email:	CTE WBL Designee Coordinator/Teacher/Point of Contact Phone:

Company/Organization:	
Industry/Business Type:	
Address:	City, State, Zip:
Contact Name(s):	
Phone:	Email:
Number of positions you can host:	<input type="checkbox"/> Unpaid <input type="checkbox"/> Paid \$ _____
Date, time, & and department of CTE HQWBL opportunity:	
Description of CTE HQWBL opportunity (e.g., required age, experience, duties/responsibilities, application process):	

Contact Signature:

Once this form has been submitted, the CTE WBL [designee/coordinator/teacher/point of contact](#) will confirm receipt. For more information or questions, please contact the CTE WBL [coordinator/teacher/point of contact/designee/designee](#) listed above.

CTE HIGH-QUALITY WORK-BASED LEARNING WORKPLACE EVALUATION CHECKLIST

Name of Company/Organization:		
Address:		
Contact Name:	Email:	Phone:
Experience(s) Available:		
Visit Date and Time:		

Is student screening required?	YES	NO
If so, what type(s) of screening?		
Is the atmosphere of the workplace conducive to the CTE HQWBL Experience?	YES	NO
Are the facilities and equipment conducive to student safety in the area in which the student will be completing the CTE HQWBL experience?	YES	NO
Does the employer follow state and federal guidelines pertaining to pandemic and infectious disease mitigations for employees/CTE HQWBL students?	YES	NO
Is the employer willing to enter into a training agreement, develop a training plan including health and safety plan guidelines (if required for students/employees), and provide feedback as necessary in support of the CTE HQWBL experience?	YES	NO
Does the workplace offer opportunities for a variety of student work experiences?	YES	NO
Does the workplace provide accommodations for CTE HQWBL students with disabilities, if necessary?	YES	NO
Is the workplace offering paid student experiences?	YES	NO
For paid experiences, are all federal and state wage requirements met?	YES	NO
Does the workplace provide equal opportunities in CTE HQWBL experiences for students without discrimination based on gender, race, color, national origin, and disability race, sex, color, national origin, religion, sexual orientation, gender identity, age, political affiliation or against otherwise qualified persons with disabilities ?	YES	NO

<p>Has the employer verified that the student employees of the company will are not be working in direct contact with anyone on the Virginia State Police Sex Offender Registry (according to Code of Virginia 22.1-296.1)?</p> <ul style="list-style-type: none"> The employer provides evidence that the student is always working under the supervisor/guidance of an employee of the company. 	YES	NO
---	-----	----

This form should be completed for each workplace on an annual basis. This information is correct and complete to the best of my knowledge.

Employer Contact Printed Name & Signature **Date**

CTE WBL ~~Coordinator/Teacher/Point of Contact~~Designee Printed Name & Signature **Date**

CTE HIGH-QUALITY WORK-BASED LEARNING STUDENT INCIDENT FORM

In addition to completing this form, the CTE WBL [coordinator/teacher/point of contact/designee](#) should follow all school division policies and procedures regarding safety and reporting and handling student incidents.

Student Name:	Date of incident:
School:	Administrator:
Course:	Teacher:
Workplace:	Employer:
Type of incident:	
Incident summary (attach separate page if necessary)	
Was the student's CTE HQWBL experience terminated? <input type="checkbox"/> YES <input type="checkbox"/> NO	
Was the student injured at the workplace? <input type="checkbox"/> YES <input type="checkbox"/> NO	
Date of contact (between school official and employer):	
Witness(es) name(s) and job title(s):	
Action taken:	

Signatures:

Student Name (Print)	Student's Signature	Date
Parent/Guardian Name (Print)	Parent/Guardian Signature	Date
CTE WBL Coordinator/Teacher/POCDesignee (Print)	CTE WBL Coordinator/Teacher/POCDesignee Signature	Date
Employer/Supervisor Name (Print)	Employer/Supervisor Signature	Date
School Administrator/Designee Name (Print)	School/Administrator/Designee Signature	Date

CTE HIGH-QUALITY WORK-BASED LEARNING TRAINING AGREEMENT

Choose a CTE HQWBL experience type:

<input type="checkbox"/> Cooperative Education <input type="checkbox"/> Job Shadowing	<input type="checkbox"/> Internship <input type="checkbox"/> Service Learning	<input type="checkbox"/> Mentorship (>=140 hours) <input type="checkbox"/> Externship	<input type="checkbox"/> Mentorship (<140 hours) <input type="checkbox"/> School-Based Enterprise
<input type="checkbox"/> Entrepreneurship <input type="checkbox"/> Mentorship (<140 hours)	<input type="checkbox"/> Job Shadowing <input type="checkbox"/> Mentorship (>140 hours)	<input type="checkbox"/> School-Based Enterprise <input type="checkbox"/> Internship (<280 hours)	<input type="checkbox"/> Internship (>280 hours)
<input type="checkbox"/> Externship <input type="checkbox"/> Entrepreneurship	<input type="checkbox"/> Mentorship (<140 hours) <input type="checkbox"/> Service Learning <input type="checkbox"/> Cooperative Education	<input type="checkbox"/> Service Learning <input type="checkbox"/> SAE	<input type="checkbox"/> SAE <input type="checkbox"/> Clinical

Student's Name:	Grade & and Age:
School Division:	School:
Business Name:	Business Address:
On-the-job Supervisor Name:	Supervisor Phone Number:
Supervisor Email:	CTE WBL Coordinator/Teacher/Point of Contact Designee Designee Phone and Email:

PURPOSE OF AGREEMENT: To provide the terms of the student's CTE HQWBL experience and to outline the expectations and responsibilities of all parties involved with the CTE HQWBL experience and to ensure compliance with the applicable legal requirements.

**Italicized ~~and~~ items below meet the requirements of the Work Training Student-Learner Agreement of the Virginia Department of Labor [Virginia Code Section 40.1-89](#)
[Virginia Code Section 40.1-89](https://law.lis.virginia.gov/vacode/title40.1/chapter5/section40.1-89/) (<https://law.lis.virginia.gov/vacode/title40.1/chapter5/section40.1-89/>) and may not be modified. customized documentation by the school division must include these requirements.*

STUDENT (ENTREPRENEUR, if applicable) AGREES TO:

- **Conform to all rules and regulations, including all safety requirements and acceptable use policies, of the place of employment and home school/division.*

- Attend school ~~regularly~~, and the CTE HQWBL experience as scheduled. The student will notify the school and employer by a designated time regarding an absence. When a student is absent, he/she is not permitted to participate in the CTE HQWBL experience that day unless advance permission has been granted by the CTE WBL ~~coordinator/teacher/point of contact~~designee.
- Demonstrate honesty, punctuality, courtesy, a cooperative attitude, proper health and grooming habits, appropriate dress, and a willingness to learn while at the workplace.
- ~~*Conform to all rules and regulations, including all safety requirements and acceptable use policies, of the place of employment and home school/division.~~
- Adhere to all workplace screenings, background checks, and policies. Obey laws and follow all pandemic/infectious disease safety mitigations outlined by the school division and employer.
- Recognize there is potential exposure to sensitive information regarding clients, customers, students, or other parties while participating in the CTE HQWBL experience. Students should refrain from sharing any and all sensitive information regarding personnel, customers, clients, or other stakeholders.
- Consult the CTE WBL ~~coordinator/teacher/point of contact~~designee about any difficulties arising at the workplace or related to the CTE HQWBL experience.
- Complete all required assignments related to the CTE HQWBL experience and make up ~~any school~~ ~~workschoolwork~~ missed due to participation in the CTE HQWBL experience.
- Perform workplace responsibilities efficiently.
- Furnish the CTE WBL ~~coordinator/teacher/point of contact~~designee with necessary information about the CTE HQWBL experience and ~~promptly~~ complete ~~promptly~~ all necessary reports.
- Participate in the CTSO and other school activities required in connection with the CTE HQWBL experience as it applies to a CTE course.

EMPLOYER/MENTOR AGREES TO (as applicable to the CTE HQWBL experience):

- **Give the student an orientation of the facility, introduction to relevant staff, and any pertinent safety guidelines at the beginning of the CTE HQWBL experience.*
- **Provide organized and progressive occupational experiences (as outlined in the training plan) to expose students to as many aspects of the operation as possible (if applicable).*
- **Assist students in completing job-related projects and ~~to~~ provide available instructional materials and occupational guidance.*
- **Ensure that the work of the student learner in any occupations declared particularly hazardous shall be closely supervised and incidental to the training.*
- **Correlate the safety instructions given by the school with the on-the-job training.*
- **Notify the CTE WBL designee regarding any change affecting the student, including compensation, job responsibilities, supervision, work schedule, termination, or leave.*
- *Adhere to nondiscrimination on the ~~*basis of race-color, religion, national origin, sex, sexual orientation, gender identity, non-disqualifying disability, age, race, color, national origin, religion, sexual orientation, gender identity, age, political affiliation or against otherwise qualified persons with disabilities, or any other characteristic protected by law,~~ avoiding at all times any denial of the benefits of the CTE HQWBL experience for discriminatory reasons.*
- Communicate, as needed, with the CTE WBL ~~designee~~coordinator/teacher/point of contact regarding student concerns, on-site visits, and completion of all required CTE HQWBL forms.
- ~~**Give the student an orientation of the facility, introduction to relevant staff, and any pertinent safety guidelines at the beginning of the CTE HQWBL experience.*~~

- ~~*Provide organized and progressive occupational experiences (as outlined in the training plan) to expose students to as many aspects of the operation as possible (if applicable).~~
- ~~*Assist students in completing job-related projects and to provide available instructional materials and occupational guidance.~~
- ~~*Ensure that the work of the student learner in any occupations declared particularly hazardous shall be closely supervised and incidental to the training.~~
- ~~*Correlate the safety instructions given by the school with the on-the-job training.~~
- ~~*Notify the CTE WBL coordinator/teacher/point of contact/designee regarding any change affecting the student, including compensation, job responsibilities, supervision, work schedule, termination, or leave.~~
- Deny students the privilege of working on days they are absent from school unless the CTE WBL coordinator/teacher/point of contact/designee has given advanced permission.
- Provide students the opportunity to work the minimum number of hours established by the home school/division per experience throughout the school year, provided their job and school performance remain satisfactory. Employers are encouraged to allow students to leave work at a reasonable time on school nights.
- ~~Adhere to nondiscrimination on the basis of race, color, religion, national origin, sex, sexual orientation, gender identity, non-disqualifying disability, age, or any other characteristic protected by law, avoiding at all times any denial of the benefits of the CTE HQWBL experience for discriminatory reasons.~~
- As required by [Section 22.1-296.1 of the Code of Virginia](#), certify that ~~the student will not have direct contact with known registered sex offenders~~ all of the company employees are not on the registered sex offenders list and will provide evidence to ensure the student will not have direct contact with known registered sex offenders..
- Provide the CTE WBL coordinator/teacher/point of contact/designee with all information related to safety guidelines for the employer's infectious disease mitigation strategies, including the required PPE.
- Assist the student in exploring the related career, including providing information on daily and long-term job responsibilities, knowledge and skills necessary for job performance, required education and training needed, expected salary range, job outlook, and personal characteristics needed for success.

PARENT/GUARDIAN AGREES TO:

- ~~*Assume responsibility for transportation and the student's safety from the time the student leaves home and/or school until the student reports to the CTE HQWBL work site and from the time the student leaves the CTE HQWBL worksite until arrival at home.~~
- ~~*Cooperate with all rules and policies of the school, workplace, and project site.~~
- ~~*Ensure the student complies with any employer requirements regarding safety and PPE at the workplace as necessary (e.g. steel-toed shoes, prohibited jewelry, infectious disease safety mitigations, etc.)~~
- Support the CTE HQWBL experience and encourage competent student participation, including attending scheduled meetings/conferences with the CTE WBL ~~designee~~ coordinator/teacher/point of contact, being aware of experience policies, and reviewing course evaluation procedures.
- ~~*Assume responsibility for transportation and the student's safety from the time the student leaves home and/or school until the student reports to the CTE HQWBL site and from the time the student leaves the CTE HQWBL site until arrival at home.~~
- Be aware that students are not allowed to report to the CTE HQWBL site on days they are absent from school unless permission from the CTE WBL coordinator/teacher/point of contact/designee is received in advance.

- ~~● *Cooperate with all rules and policies of the school, workplace, and project site.~~
- ~~● *Ensure the student complies with any employer requirements regarding safety and PPE at the workplace as necessary (e.g. steel-toed shoes, prohibited jewelry, infectious disease safety mitigations, etc.)~~
- Communicate with the CTE WBL [coordinator/teacher/point of contact/designee](#) regarding any special student needs, concerns that might affect the experience, and/or questions related to the work-site.

CTE WBL [COORDINATOR/TEACHER/POINT OF CONTACT/DESIGNEE](#) AGREES TO:

- *Ensure related classroom instruction, including safety procedures, is provided to prepare the students for the CTE HQWBL experience, if required.
- *Assume responsibility for initiating and developing [the](#) individual training plans and ensuring that ~~each~~ [the](#) plan is followed until it is mutually agreed [upon](#) to modify the plan (if applicable).
- *Cooperate with [the](#) employers in developing appropriate training activities related to the student's career interests.
- *Cooperate with the employer to coordinate all details for the CTE HQWBL experience, ensure the experience is organized, ~~it~~ [relates](#) to the student's career interests, and provide related classroom instruction.
- ~~*Make periodic visits to training site(s) to observe the students, consult with employers, and assist the students with any problems.~~
- Document and address any workplace incidents or injuries via the Student Incident Form.
- ~~● *Make periodic visits to training sites to observe students, consult with employers, and assist students with any problems.~~
- Promptly address all issues and concerns with the student, parent/guardian, and site supervisor.
- Conduct a site visit to view the student's workspace to ensure all appropriate safety measures are being taken before the experience and will be maintained during the experience.
- Evaluate the student's progress and performance throughout the CTE HQWBL experience.
- [Ensure that all federal and state guidelines regarding child labor are being observed and utilized for all CTE HQWBL experiences. Verify that the employer provides evidence that all federal and state guidelines regarding child labor are being observed and utilized for all CTE HQWBL experiences when visiting the worksite. Employers may use the *Employer's Pocket Guide on Youth Employment* \(<https://www.dol.gov/sites/dolgov/files/whd/youthrules/YouthRulesBrochure.pdf>\) to ensure they comply with federal child labor laws.](#)

SIGNATURES ON NEXT PAGE

CTE HIGH-QUALITY WORK-BASED TRAINING AGREEMENT AUTHORIZATION

All parties have thoroughly read, understand, and agree to all information provided in this training agreement.

Student's Name (Print)	Student's Signature	Date
Parent/Guardian Name (Print)	Parent/Guardian Signature	Date
CTE WBL Coordinator/Teacher/Point of Contact/Designee Name (Print)	CTE WBL Coordinator/Teacher/Point of Contact/Designee Signature	Date
Employer/Supervisor Name (Print)	Employer/Supervisor Signature	Date
School Administrator/Designee Name (Print)	School Administrator/Designee Signature	Date

CTE HIGH-QUALITY WORK-BASED LEARNING TRAINING PLAN

Purpose

The purpose of the training plan is to assist the student in making a successful transition from student to trainee/employee. The training plan serves as a guide between the school and the employer to provide training for students that will enable them to meet an identified career objective. The training plan is not a contract and can be modified according to the needs of the student and/or the employer.

Procedure

The CTE WBL ~~coordinator/teacher/point of contact~~designee assumes primary responsibility for the development of an individualized training plan for the student. The CTE WBL ~~coordinator/teacher/point of contact~~designee identifies high-quality learning experiences that must be provided for the student either in the classroom or on the job. The employer (immediate supervisor) is then asked to assist the CTE WBL ~~coordinator/teacher/point of contact~~designee by

- identifying tasks for which training can be provided at the workplace using the training plan
- adding tasks to the training plan that are unique to the workplace
- supervising the student's training for specific job tasks
- assessing the student's strengths and weaknesses in completing tasks at the workplace.

The CTE WBL ~~coordinator/teacher/point of contact~~designee visits the workplace periodically to discuss the student's progress. Advice from the employer is used to make modifications in the student's CTE HQWBL experience and to determine specific classroom instruction that can be provided to support student growth.

Orientation Checklist for Employers*

1. Introduce students to all persons with whom they will have contact.
2. Show students the locations of offices, equipment, and supplies they will use.
3. Explain the duties of the student's first assignments.
4. Inform students as to who will be responsible for their work assignments and supervision.
5. Inform coworkers of their relationship to students and solicit their cooperation.
6. Inform students of arrival time, departure time, check-in procedures, and checkout procedures.
7. Inform students of appropriate break times, office procedures, and regulations.
8. Inform students of facilities available, such as restrooms, lunchroom, telephone, coat rack, etc.
9. Inform students of time-recording procedures, pay schedule, payroll deductions, and computation of wages (if a paid experience).
10. Inform students about dress code expectations.
11. Inform students about any information that is to be kept confidential.
12. Familiarize students with employee benefits (if a paid experience).
13. Inform students of clauses in a union agreement, if any, that pertain ~~to the~~ students (if a paid experience).
14. Inform students of career opportunities with the employer.

*These activities may be covered in orientation materials provided by the employer.

CTE HIGH-QUALITY WORK-BASED LEARNING TRAINING PLAN EVALUATION

=====
Visit #1

Date: _____

Additional Comments:

Employer Name (Print)

Employer Signature

Student Name (Print)

Student Signature

=====
Visit #2

Date: _____

Additional Comments:

Employer Name (Print)

Employer Signature

Student Name (Print)

Student Signature

CTE HQWBL TRAINING PLAN EVALUATION (Page 2)

Visit #3

Date: _____

Additional Comments:

Employer Name (Print)

Employer Signature

Student Name (Print)

Student Signature

=====

Visit #4

Date: _____

Additional Comments:

Employer Name (Print)

Employer Signature

Student Name (Print)

Student Signature

CTE HQWBL TRAINING PLAN EVALUATION (Page 3)

Visit #5

Date: _____

Additional Comments:

Employer Name (Print)

Employer Signature

Student Name (Print)

Student Signature

=====
Visit #6

Date: _____

Additional Comments:

Employer Name (Print)

Employer Signature

Student Name (Print)

Student Signature

CTE HQWBL TRAINING PLAN EVALUATION (Page 4)

Visit #7

Date: _____

Additional Comments:

Employer Name (Print)

Employer Signature

Student Name (Print)

Student Signature

=====

Visit #8

Date: _____

Additional Comments:

Employer Name (Print)

Employer Signature

Student Name (Print)

Student Signature

=====

CTE HIGH-QUALITY WORK-BASED LEARNING STUDENT REFLECTION

Student Name:			
Date:		Date of CTE HQWBL Experience:	
Location of CTE HQWBL Experience:			
CTE Course Title:			
Select the CTE HQWBL Experience experience below:			
<input type="checkbox"/> Job Shadowing	<input type="checkbox"/> Service Learning	<input type="checkbox"/> Externship	<input type="checkbox"/> School-Based Enterprise
<input type="checkbox"/> Mentorship	<input type="checkbox"/> Internship	<input type="checkbox"/> Entrepreneurship	<input type="checkbox"/> Co-op erative Education

Rate the following from 1-5, with one indicating strong disagreement and five indicating strong agreement and one indicating strong disagreement :	1	2	3	4	5
The CTE HQWBL experience met my expectations.	<input type="checkbox"/>	<input type="checkbox"/>	<input type="checkbox"/>	<input type="checkbox"/>	<input type="checkbox"/>
My supervisor provided valuable information and answered questions regarding my CTE HQWBL experience.	<input type="checkbox"/>	<input type="checkbox"/>	<input type="checkbox"/>	<input type="checkbox"/>	<input type="checkbox"/>
The CTE HQWBL experience provided opportunities to engage in a range of job tasks.	<input type="checkbox"/>	<input type="checkbox"/>	<input type="checkbox"/>	<input type="checkbox"/>	<input type="checkbox"/>
I developed my communication, interpersonal, and professional skills.	<input type="checkbox"/>	<input type="checkbox"/>	<input type="checkbox"/>	<input type="checkbox"/>	<input type="checkbox"/>
I identified or refined my career goals.	<input type="checkbox"/>	<input type="checkbox"/>	<input type="checkbox"/>	<input type="checkbox"/>	<input type="checkbox"/>
I gained insight into the future stages of my career.	<input type="checkbox"/>	<input type="checkbox"/>	<input type="checkbox"/>	<input type="checkbox"/>	<input type="checkbox"/>
I developed professional relationships and learned how to network.	<input type="checkbox"/>	<input type="checkbox"/>	<input type="checkbox"/>	<input type="checkbox"/>	<input type="checkbox"/>
The CTE HQWBL experience was appropriate to my career goals.	<input type="checkbox"/>	<input type="checkbox"/>	<input type="checkbox"/>	<input type="checkbox"/>	<input type="checkbox"/>

How did the CTE HQWBL experience help shape my future career plans?

What steps would I need to take to enter and develop in this career?

What insights did I gain from the CTE HQWBL experience about the workplace and the career?

What new questions about this workplace or career have emerged as a result of this CTE HQWBL experience?

CTE HIGH-QUALITY WORK-BASED LEARNING EMPLOYER/MENTOR EVALUATION

Thank you for taking the time to host a student. Your support of this experience provides students with opportunities to make better decisions about their future careers. Your feedback is valuable to ensuring CTE HQWBL experiences in the future. Please complete this form and return it to the CTE WBL [coordinator/teacher/point-of-contact/designee](#) at your earliest convenience.

Location of CTE HQWBL Experience/experience :		
Your Name:		Title:
Phone Number:		Email:
Student Name:		Date(s) of CTE HQWBL Experience:
<input type="checkbox"/> Job Shadowing	<input type="checkbox"/> Externship	<input type="checkbox"/> Mentorship
<input type="checkbox"/> Internship	<input type="checkbox"/> Entrepreneurship	<input type="checkbox"/> Co-operative Education

Please evaluate the student in the following areas.	Exceeded Expectations	Met Expectations	Failed to Meet Expectations	Not Applicable
Punctuality: Reported at appropriate time	<input type="checkbox"/>	<input type="checkbox"/>	<input type="checkbox"/>	<input type="checkbox"/>
Punctuality: Departed at appropriate time	<input type="checkbox"/>	<input type="checkbox"/>	<input type="checkbox"/>	<input type="checkbox"/>
Professional Appearance: Clothing	<input type="checkbox"/>	<input type="checkbox"/>	<input type="checkbox"/>	<input type="checkbox"/>
Professional Appearance: Grooming	<input type="checkbox"/>	<input type="checkbox"/>	<input type="checkbox"/>	<input type="checkbox"/>
Professional Conduct: Observed professional behavior of employees	<input type="checkbox"/>	<input type="checkbox"/>	<input type="checkbox"/>	<input type="checkbox"/>
Professional Conduct: Behaved professionally at workplace	<input type="checkbox"/>	<input type="checkbox"/>	<input type="checkbox"/>	<input type="checkbox"/>
Communication: Related well to host and others	<input type="checkbox"/>	<input type="checkbox"/>	<input type="checkbox"/>	<input type="checkbox"/>
Communication: Asked appropriate questions	<input type="checkbox"/>	<input type="checkbox"/>	<input type="checkbox"/>	<input type="checkbox"/>
Communication: Demonstrated interest	<input type="checkbox"/>	<input type="checkbox"/>	<input type="checkbox"/>	<input type="checkbox"/>
Overall Evaluation: Benefit to student	<input type="checkbox"/>	<input type="checkbox"/>	<input type="checkbox"/>	<input type="checkbox"/>
Overall Evaluation: Mentor experience	<input type="checkbox"/>	<input type="checkbox"/>	<input type="checkbox"/>	<input type="checkbox"/>

Would you be willing to host another student in the future? YES NO

Commented [A16]: Replace Appendix B Section page (below)

Employer/Mentor Printed Name & Signature

Date

CAREER AND TECHNICAL EDUCATION

High-Quality Work-Based Learning Guide 2023-2024

APPENDIX B – Clinical Forms

Clinical Experience Participation Form for Employers

Clinical Experience Application Form for Students

Clinical Experience Parental Consent Form

Non-Employee Personnel Health Clearance

Clinical Experience Time Log Sheet

Clinical Experience Evaluation for Employers

Clinical Affiliation Agreement

TR-05 EMT Clinical Training Record

TR-07 BLS Student Permission Form

DOLI PHARMACY TECHNICIAN SPECIFIC RESOURCES:

**DOLI Guidance to VDOE and School Divisions on CTE High School
Pharmacy Technician Training Programs**

**DOLI Background Information for VDOE and School Divisions on CTE
High School Pharmacy Technician Training Programs**

**Virginia Department of Labor and Industry (DOLI) Pharmacy
Technician Student Work-Training Program Written Agreement**

Pharmacy Clinical Affiliation Agreement

Pharmacy Clinical Experience Time Log Sheet

CAREER AND TECHNICAL EDUCATION

**High-Quality Work-Based Learning Guide
2024-2025**

**APPENDIX B – Specific CTE HQWBL
Experience Forms**

Service-Learning Needs Assessment and Initial Research

Service-Learning Group Project Student List

Service-Learning Project Planning Worksheet

Service-Learning Project Partner Evaluation

Mentorship Independent Study Project Template

Entrepreneurship Business Plan

~~CLINICAL EXPERIENCE PARTICIPATION FORM FOR EMPLOYERS~~

~~PART ONE~~

~~Students must be supervised at all times. Supervisors will be responsible for student assignments, including monthly job shadowing.~~

~~Department:~~

~~Primary Supervisor:~~

~~Secondary Supervisor:~~

~~Number of students requested for the area:~~

~~Location:~~

~~Contact information:~~

~~Contact information:~~

~~Location:~~

~~If requesting students for several areas within your department, please designate a lead for each area and include information for all supervisors, department areas, locations, extensions, and business hours.~~

~~PART TWO (Department specific)~~

~~Please attach a departmental student job description for each position requested. The Director of Recruitment and Workforce Planning and Program Coordinator will review all job descriptions.~~

~~Department:~~

~~Department system:~~

~~What skills (e.g., word processing or spreadsheet skills, working with patients, customer service) will the student need as part of the assignment and/or the situations they will be exposed to?~~

CLINICAL EXPERIENCE APPLICATION FORM FOR STUDENTS

Note: In order for your application to be processed, you must include your 10- or 20-week report card and two letters of recommendation from an academic teacher.

Applicant Information

Student Name: _____ Date of Birth: _____
Student Address: _____ Date of Application: _____
Home Phone: _____ Cell Phone: _____
Email Address: _____ Social Security No.: _____
Counselor's Name: _____ Year Level: _____

Semester School Schedule

<i>Course</i>	<i>Teacher</i>	<i>Room No.</i>

Additional Information

Please list the different health or medical careers in which you are interested.

Explain why and how participating in the CTE HQWBL experience will benefit you.

Do you have relatives/friends who work in the healthcare profession/this healthcare facility?

~~List any volunteer or part time work experience that you have had or currently have.~~

~~Please list all computer programs you are comfortable using.~~

~~Have you taken computer classes in school?~~

~~Which ones?~~

~~What is your typing speed?~~

~~Please name other related skills you have.~~

~~In addition to English, in which language/s are you fluent?~~

~~I have read the requirements and understand that the health careers program is a partnership between (health care facility) and (high school) and that the program takes the place of (class period).~~

~~Student Signature: _____ Date: _____~~

~~Parent/Guardian Signature: _____ Date: _____~~

~~Parent/Guardian Name: _____~~

~~Parent/Guardian Phone Number: _____~~

~~CLINICAL EXPERIENCE PARENTAL CONSENT FORM~~

~~Enrollment consent: I consent to the enrollment of my child during his/her (period of school day) at (Name of High School) in the (Name of Program).~~

~~Student Information~~

~~Student Name: _____ Home Phone: _____~~

~~Address: _____~~

~~Permissions~~

~~Field Trips~~

~~I am allowing my son/daughter to participate in tours while participating in this program.~~

~~Photo Release~~

~~I am allowing my son/daughter to be photographed for promotional and educational purposes.~~

~~Emergency Contact~~

~~In the event that I cannot be reached, I am designating another emergency contact person whom the school may contact and to whom my son/daughter may be released.~~

~~Name of Emergency Contact: _____ Phone Number: _____~~

~~Address: _____ Relationship to student: _____~~

~~Name of Parent/Guardian: _____ Phone Number/s: _____~~

~~Parent/Guardian Home Address: _____~~

~~Parent/Guardian Office Address: _____~~

~~Signature: _____ Date: _____~~

~~NON-EMPLOYEE PERSONNEL HEALTH CLEARANCE~~

~~Student Name:~~

~~Address:~~

~~Date of Birth:~~

~~Supervisor/Contact Person:~~

~~Phone Number:~~

~~Department:~~

~~HEALTH REQUIREMENTS~~

~~IMPORTANT: Please provide written documentation for each requirement listed below.~~

~~TUBERCULIN SKIN TEST (TST — PPD)~~

~~Candidates over the age of 21 with a history of **negative** tuberculin skin tests will need to provide documentation of two (2) negative TSTs within the previous twelve (12) months. Candidates age 18 and under will need to provide documentation of one (1) negative TST within the previous twelve (12) months. Candidates with a history of **positive** tuberculin skin tests will need to provide a radiology report of a negative chest X-ray taken within the previous twelve (12) months.~~

~~PROOF OF IMMUNITY TO MEASLES, MUMPS, AND RUBELLA (MMR)~~

~~Candidates will need to provide documentation of receiving two (2) doses of MMR vaccine OR laboratory evidence of immunity (blood test/titre).~~

~~CHICKEN POX~~

~~Candidates will need to provide documentation of receiving two (2) doses of varicella vaccine OR documentation of laboratory evidence of immunity (blood test/titre).~~

~~HEPATITIS B (Only for those candidates who will provide direct patient care)~~

~~Candidates will need to provide documentation of receiving three doses of the Hepatitis B vaccine OR laboratory evidence of immunity (blood test/titre).~~

HEALTH REQUIREMENTS

~~IMPORTANT: Please provide written documentation for each requirement listed below.~~

~~Tdap VACCINE & SEASONAL FLU SHOT~~

~~Candidates will need to provide documentation of receiving one (1) dose of the Tdap (Tetanus, Diphtheria, and Pertussis) vaccine as well as documentation of receiving a seasonal influenza shot during influenza season.~~

~~I certify that the above information is true and complete to the best of my knowledge.~~

~~Signature: _____ Date: _____~~

CLINICAL EXPERIENCE TIME LOG SHEET

Student Name:

Number of Clinical Hours needed:

Clinical Day	Date	Clinical Area (e.g., ICU, Rehab)	Hours on duty	Preceptor Comments w/initials
1				
2				
3				
4				
5				
6				
7				
8				
9				
10				
11				
12				
13				
14				
15				

Clinical Day	Date	Clinical Area (e.g., ICU, Rehab)	Hours on duty	Preceptor Comments w/initials
16				
17				
18				
19				
20				

Total hours completed: _____

Preceptor Name(s):

Clinical Site(s):

CLINICAL EXPERIENCE EVALUATION FOR EMPLOYERS

Student Name:	Evaluator Name:	Deadline for this form:
---------------	-----------------	-------------------------

Please rate the student in each of the following areas.

Accuracy of Work <input type="checkbox"/> Careless, makes many errors <input type="checkbox"/> Work must frequently be redone <input type="checkbox"/> Work is usually passable <input type="checkbox"/> Careful, makes few errors <input type="checkbox"/> Consistently accurate	Care of Working Area <input type="checkbox"/> Always untidy <input type="checkbox"/> Not very clean and tidy <input type="checkbox"/> Reasonably clean and orderly <input type="checkbox"/> Very clean and tidy <input type="checkbox"/> Exceptionally clean and orderly	Use of Equipment/Maintenance <input type="checkbox"/> Rough and wasteful <input type="checkbox"/> Sometimes careless <input type="checkbox"/> Exercises adequate care <input type="checkbox"/> Careful and economical <input type="checkbox"/> Very careful and economical
Speed in Performing Duties <input type="checkbox"/> Very slow <input type="checkbox"/> Slow <input type="checkbox"/> Adequate <input type="checkbox"/> Fast <input type="checkbox"/> Exceptionally fast	Attendance <input type="checkbox"/> Infrequent and sporadic <input type="checkbox"/> Absent often <input type="checkbox"/> Absent occasionally <input type="checkbox"/> Seldom absent <input type="checkbox"/> Never absent	Use of Working Time <input type="checkbox"/> Very wasteful <input type="checkbox"/> Wastes time occasionally <input type="checkbox"/> Usually keeps busy <input type="checkbox"/> Always busy <input type="checkbox"/> Busy and productive
Job Learning Application <input type="checkbox"/> Little or no learning <input type="checkbox"/> Learns with difficulty <input type="checkbox"/> Adequate <input type="checkbox"/> Learns with ease <input type="checkbox"/> Exceptional ability	Reliability <input type="checkbox"/> Unreliable <input type="checkbox"/> Somewhat dependable <input type="checkbox"/> Dependable and conscientious <input type="checkbox"/> Exceptionally dependable and conscientious	Initiative <input type="checkbox"/> Doesn't exhibit any <input type="checkbox"/> Waits for others to get started <input type="checkbox"/> Sometimes initiates <input type="checkbox"/> Needs little direction <input type="checkbox"/> Self-motivated or creative
Attitude Toward Superiors <input type="checkbox"/> Disrespectful or resentful <input type="checkbox"/> Poor or no interaction <input type="checkbox"/> Cooperates when asked <input type="checkbox"/> Cooperates willingly <input type="checkbox"/> Very respectful or helpful	Punctuality <input type="checkbox"/> Frequently late <input type="checkbox"/> Often late <input type="checkbox"/> Late occasionally <input type="checkbox"/> Seldom late <input type="checkbox"/> Never late	Attitude Toward Job and Training <input type="checkbox"/> Disinterested in job and training <input type="checkbox"/> Accepts training with reservations <input type="checkbox"/> Shows varied degree of motivation <input type="checkbox"/> Interested and well-motivated <input type="checkbox"/> Exceptionally interested and motivated
Attitude Toward Coworkers <input type="checkbox"/> Does not get along <input type="checkbox"/> Poor or no interaction <input type="checkbox"/> Gets along satisfactorily <input type="checkbox"/> Works well with others <input type="checkbox"/> Excellent relationships	Safety <input type="checkbox"/> Ignores safety rules <input type="checkbox"/> Often careless <input type="checkbox"/> Takes average precautions <input type="checkbox"/> Safety conscious <input type="checkbox"/> Very safety conscious	Personal Appearance <input type="checkbox"/> Improperly dressed for the job <input type="checkbox"/> Often untidy <input type="checkbox"/> Acceptable dress and grooming <input type="checkbox"/> Neat, well-groomed, and in good taste <input type="checkbox"/> Exceptionally well-groomed and in good taste

What is your overall assessment of the student?

CLINICAL AFFILIATION AGREEMENT

(SAMPLE)

This document is a sample of information to consider when drafting your clinical contracts. Realize there may be variations in items such as whether students are responsible for criminal background checks, drug screens, immunizations, or lab fees.

THIS AGREEMENT, _____ by and between _____, benefit of, hereinafter referred to as "**INSTITUTION**", and (**AFFILIATE**), hereinafter referred to as "**AFFILIATE**".

WITNESSETH:

WHEREAS, it is to the mutual benefit of the parties to provide clinical experience for students enrolled in certain programs of the Institution, the parties have agreed to the terms and provisions set forth below:

I. Purpose: The purpose of this Agreement shall be to provide clinical experience to students enrolled in the _____ program of the Institution.

A. Consideration for this Agreement shall consist of the mutual promises contained herein, the parties agreeing that monetary compensation shall neither be expected nor received by either party.

B. The clinical experience shall be provided at the Affiliate's facility located at (Show complete address and zip code) hereinafter referred to as "**FACILITY**".

C. The specific services to be provided students is described as follows:
(Detailed description of specific services, including, but not limited to, activities to be required of students and special services/physical facilities available to students.)

II. Terms and Conditions: Pursuant to the above stated purpose, the parties agree as follows:

A. Term:

1. The term and effective date of this Agreement shall be from _____ to _____ with an option to renew on a year to year basis, but not to exceed an aggregate total of sixty (60) months.

2. Renewals of this Agreement may become effective with agreement of both parties provided no substantial changes are made to the original agreement.

~~3. Either party may terminate this Agreement upon giving _____ day's written notice to the other party. Such termination shall have no effect on students currently receiving clinical experience.~~

~~**B. Placement of Students:** The Institution will place an appropriate number of students at the Facility each academic term. The Institution shall notify the Affiliate at least _____ days prior to the beginning of each academic term of the number of students it desires to place at the Facility for such term.~~

~~**C. Discipline:** While enrolled in clinical experience at the Facility, students (and faculty, if applicable) will be subject to applicable policies of the Institution and the Affiliate. Each party will be responsible for enforcing all applicable policies including that of the other party. Students shall be dismissed from participation in the clinical experience only after the appropriate disciplinary policies and procedures of the Institution have been followed; however, the Affiliate may immediately remove from the premises any student who poses an immediate threat or danger.~~

~~**D. Institution Specific Responsibilities:** The following duties shall be the specific responsibilities of the Institution:~~

- ~~1. Selection of students to be placed at the Facility.~~
- ~~2. Provide orientation to the Facility for students beginning clinical experience.~~
- ~~3. Scheduling training activities for students.~~
- ~~4. Supervising students at all times while present at this Facility for clinical experience.~~
- ~~5. Evaluate the performance of individual students as appropriate.~~
- ~~6. Provide health records of students (and faculty, if applicable) upon request by the Affiliate.~~
- ~~7. Establish a procedure for notifying the Affiliate if a student (or faculty, if applicable) is/are unable for any reason to report for clinical training.~~
- ~~8. Require written evidence of professional liability insurance coverage from individual students (and faculty, if applicable) participating in the clinical experience. The minimum amount of coverage per individual shall be _____. The coverage shall extend through the term of the student's participation.~~

~~**E. Affiliate Specific Responsibilities:** The following duties shall be the specific responsibilities of the Affiliate:~~

- ~~1. Retain complete responsibility for patient care providing adequate supervision of students (and faculty, if applicable) at all times.~~
- ~~2. Maintain a sufficient level of staff employees to carry out regular duties. Students will not be expected nor allowed to perform services in lieu of staff employees.~~
- ~~3. Provide emergency medical treatment to students (and faculty, if applicable) if needed for illness or injuries suffered during clinical experience. Such treatment shall be at the expense of the individual treated.~~
- ~~4. Maintain all applicable accreditation requirements and certify such compliance to the Institution or other entity as requested by the Institution. The Affiliate shall also permit authorities responsible for accreditation of the Institution's curriculum to inspect the Affiliate's clinical facilities and services as necessary.~~

~~**F. Mutual Responsibilities:** The parties shall cooperate to fulfill the following mutual responsibilities:~~

- ~~1. Each party shall comply with all Federal, State, and Municipal laws, advice, rules and regulations, which are applicable to the performance of this Agreement.~~
- ~~2. Students shall be treated as trainees who have no expectation of receiving compensation or future employment from the Affiliate or the Institution.~~
- ~~3. Any courtesy appointments to faculty or staff by either the Institution or the Affiliate shall be without entitlement of the individual to compensation or benefits from the appointing party.~~
- ~~4. The parties agree to comply with Title VI and VII of the Civil Rights Act of 1964, Title IX of the Education Amendments of 1972, and Section 504 of the Rehabilitation Act of 1973, Executive Order 11,246 and the related regulations to each. Each party assures that it will not discriminate against any individual including, but not limited to, employees or applicants for employment and/or students, because of race, religion, creed, color, sex, age, disability, Veteran status, or national origin.~~

~~5. The parties also agree to take affirmative action to ensure that applicants are employed and that employees are treated during the employment without regard to their race, religion, creed, color, sex, disability, Veteran status, or national origin. Such action shall include, but not be limited by the following: Employment, upgrading, demotion or transfer, recruitment or recruitment advertising, layoff or termination, rates of pay or other forms of compensation, and selection available to employees and applicants for employment.~~

~~6. The confidentiality of patient records and student records shall be maintained at all times.~~

~~7. **Background Checks (Optional):** If criminal background checks of students are required by the Affiliate, the Institution shall notify students of this requirement prior to enrollment in the program or as soon as the requirement is known. Students will be informed by the Institution that the check must be completed within the 90-day period immediately prior to the student's initial clinical placement. It shall be the student's responsibility to make timely arrangements for the background check and to pay all costs associated with such checks.~~

~~If criminal background checks are required for Institutional faculty or staff, it shall be the Institution's responsibility to arrange for the background check, to pay all costs associated with such checks and to provide the results to the Affiliate.~~

~~It shall be the responsibility of Affiliate to set the eligibility standards for participation and to evaluate the results of the background checks. If Affiliate determines that a student or faculty/staff member shall not participate at its facility, Affiliate shall so notify that individual and the Institution. Institution shall take steps to ensure that this individual does not participate in the clinical program at the Affiliate.~~

~~If an Institutional faculty/staff member is also an employee of Affiliate or is an employee at another hospital, health care facility or health care organization, Affiliate will allow the faculty/staff member to provide on-site supervision and instruction for its clinical program without the necessity of undergoing an additional background check.~~

~~Recognizing that students enrolled in the program at Institution will potentially participate in multiple clinical placements at multiple facilities, Affiliate agrees to accept the results of the background check done prior to the student's initial clinical placement if the student maintains continuous enrollment in the health care program and if the results of the background check are archived by the background check agency.~~

~~Institution shall inform students or faculty/staff members excluded from clinical placement on the basis of a criminal background check of any review or appeal process available pursuant to the Fair Credit Reporting Act or any other law or policy, if any.~~

~~**G. Miscellaneous Terms:** The following terms shall apply in the interpretation and performance of this Agreement:~~

- ~~1. Neither party shall require indemnification by the other. Each shall be responsible for personal injury or property damage or loss except that resulting from its own negligence or the negligence of its employees or others for whom the party is legally responsible.~~
- ~~2. The delay or failure of performance by either party shall not constitute default under the terms of this Agreement, nor shall it give rise to any claims against either party for damages. The sole remedy for breach of this Agreement shall be immediate termination.~~
- ~~3. This Agreement shall in no way be interpreted as creating an agency or employment relationship between the parties.~~
- ~~4. HIPAA Requirements: To the extent required by federal law, the parties agree to comply with the Health Insurance Portability and Accountability Act of 1996, as codified at 42 U.S.C. Section 1320d ("HIPAA") and any current and future regulations promulgated thereunder, including with limitation, the federal privacy regulations, the federal security standards, and the federal standards for electronic transactions, all collectively referred to herein as "HIPAA Requirements". The parties agree not to use or further disclose any Protected Health Information or Identifiable Health Information, other than as permitted by HIPAA Requirements and the terms of this Agreement.~~
- ~~5. Each party will make its internal practices, books, and records relating to the use and disclosure of Protected Health Information available to the Secretary of Health and Human Services to the extent required for determining compliance with the Federal Privacy Regulations.~~

6. _____ is the Coordinator for the Institution and can be reached at tel: _____, fax: _____ or email: _____.

7. _____ is the Coordinator for the Affiliate and can be reached at tel: _____, fax: _____ or email: _____.

8. _____ This Agreement is not effective until approved by the President.

~~IN WITNESS WHEREOF~~, the parties have by their duly authorized representatives set forth their signature:

~~(TYPE AFFILIATE / AGENCY NAME HERE)~~

By:

Print name here: _____ Title: _____ Date: _____

By Designee:

Print name here: _____ Title: _____ Date: _____



EMT Clinical Training Record

STUDENT INFORMATION:

Student's Name: _____ Cert #: _____

Instructor's Name: _____

SUMMARY OF CLINICAL ROTATIONS:

	Name of Clinical Site/Setting*	Date	Time	Preceptor's Signature
1				
2				
3				
4				
5				
6				
7				
8				
9				
10				

~~*Students conducting live patient assessments need to complete a form TR-05A for each patient listed above. This form contains the minimum data needed on each live patient.~~

All students completing Emergency Medical Technician course must:

- ~~Perform 10 patient assessments:

 - ~~A minimum five of these patient assessments must be performed on live patients. These should be performed on an ambulance or in an emergency department or may be completed in a clinic, nursing home, doctor's office, etc.~~
 - ~~No more than five of the required 10 patient assessments may be performed on standardized programmed patients or advanced simulation mannequins.~~~~
- ~~Students should observe emergency department operations for a period of time sufficient to gain an appreciation for the continuum of care.~~



~~EMT Clinical Training Record~~

~~STANDARDIZED PROGRAMMED PATIENTS:~~

If the training site makes use of the ~~Standardized Programmed Patient~~ option, the following chart must be completed for each programmed patient contact. No more than five (5) of the required 10 patient assessments may be performed on standardized programmed patients or advanced simulation mannequins.

	Location of Scenario Session	Date	Time	EMT Instructor's Signature
1				
2				
3				
4				
5				

~~A. Standardized Program Patients is defined as:~~

- ~~1. The use of individuals trained to portray the roles of patients, family members or others to allow students to practice physical exam skills, history taking skills, communication skills and other exercises.~~
 - ~~a. Experiential Learning with a Standardized Patient

 - ~~i. Standardized Patient (SP) is a person carefully recruited and trained to take on the characteristics of a real patient thereby affording the student an opportunity to learn and to be evaluated on learned skills in a simulated clinical environment.~~
 - ~~(a) During an interaction with a student the SP may:~~
 - ~~(b)(a) present case history in response to questioning by the student~~
 - ~~(c)(a) undergo a limited physical examination at the student's direction~~
 - ~~(d)(a) assist students in developing their communication and clinical skills~~
 - ~~(e)(a) assist students in working through difficult emotional situations in a safe environment~~~~

~~B. Advanced Simulation Manikins are defined as:~~

- ~~1. A realistic interactive training manikin for simulating a wide range of advanced life saving skills in medical emergencies.~~
 - ~~a. Please see [TPAM Policy T-555](#) for more details on minimum specs for Advanced Simulation Manikins.~~

~~Signatures: _____~~

~~Student Signature: _____ Instructor's Signature: _____~~

~~Date: _____ Date: _____~~



Student Permission Form for BLS Students Less than 18

Dear Parent/Legal Guardian:

Your daughter/son has expressed an interest in being certified as an Emergency Medical Services Provider. The Office of Emergency Medical Services, Virginia Department of Health requests that you take a moment to review this letter. If you have any concerns, please discuss them with your daughter/son, the EMT instructor, or someone at the Office of Emergency Medical Services. (1-800-523-6019)

The Emergency Medical Services (EMS) Basic Life Support (BLS) Course is a program which trains people to assist injured or ill individuals outside the confines of a hospital. The curriculum used in Virginia is a nationally recognized program developed by the U.S. Department of Transportation.

The curriculum requires a minimum of number of hours of classroom instruction and for Emergency Medical Technician programs an additional 10 hours of clinical experience either by hospital emergency department observation, or a ride-a-long on an ambulance. Following successful completion of a State approved course, the student is allowed to take the State Certification Examination. Passing both the written and practical aspects of the State examination certifies the student to perform the duties of an EMS provider.

Because of the responsibilities placed on an EMS provider, the State of Virginia requires that anyone less than eighteen (18) years of age must have permission from their parent or legal guardian to become certified as an EMS provider in Virginia. ~~The individual must be at least sixteen (16) years of age before the course starts to enroll in an EMS program.~~

To participate in the delivery of health care can be a very rewarding experience. However, the responsibilities of an EMS provider are great and at times extremely stressful. The balance of a patient's life may rest with the actions taken by the provider. The consequences of such situations can be positive, but can also be a source of frustration, guilt, and emotional distress. Physical injury is also a very real possibility.

EMS providers are at a greater risk of exposure to infectious diseases, hazardous environments, and violent behaviors. Emergency Medical Services training programs provide information on how to protect oneself when dealing with these hazards. However, the nature of EMS activities tends to place EMS providers in dangerous situations where the maturity and experience to deal with critical decisions is of the most importance.

APPLICANT/STUDENT INFORMATION:

Name _____
Last Name First Name MI

Mailing Address _____

Number, Street, Apt. City State Zip +4

E-mail Address _____
(over)

Virginia Office of Emergency Medical Services EMS.TR.07
1041 Technology Park Drive Revised January 2019
Glen Allen, VA 23059
804-888-9120
<http://www.vdh.virginia.gov/emergency-medical-services/> Page 1 of 2



~~Student Permission Form for BLS Students Less than 18~~

~~PARENTAL ACKNOWLEDGMENT:~~

~~By signing this document, you agree that your daughter/son has the capabilities of managing these mature matters. The Office of Emergency Medical Services welcomes all interested individuals to participate as an informed member in this very rewarding activity.~~

~~I have reviewed this letter and discussed with my daughter/son the activities associated with being an EMS provider. Having no further questions, I consider to possess the necessary maturity to perform the duties of an Emergency Medical Services Provider and authorize their enrollment in this EMERGENCY MEDICAL RESPONDER or EMERGENCY MEDICAL TECHNICIAN course.~~

~~_____
Signature _____ Date _____~~

~~_____
Relationship to Applicant: _____~~

~~This letter must be presented to the EMT instructor who will keep it on file with the records for the Emergency Medical Services program the above applicant has enrolled. This letter must be returned to the EMT instructor within one week after receipt by the student in order to remain in the course.~~

~~Virginia Office of Emergency Medical Services _____ EMS.TR.07
1041 Technology Park Drive _____ Revised January 2019
Glen Allen, VA 23059 _____
804 888 9120 _____
<http://www.vdh.virginia.gov/emergency-medical-services/> _____ Page 2 of 2~~

Virginia Department of Labor and Industry (DOLI)

Virginia Department of Education (VDOE)

DOLI Guidance to VDOE and School Divisions on CTE High School Pharmacy Technician Training Programs

Following is DOLI guidance for VDOE and school division on Career and Technical Education (CTE) High School Pharmacy Technician Training Programs I and II:

- Because of the new requirement that all Pharmacy Technician students complete a minimum of 130 hours of work-based learning through a Clinical Experience, VDOE and DOLI have agreed that all Pharmacy Technician students must enter into a DOLI Pharmacy Technician Student Work Training Program Written Agreement ("DOLI Written Agreement") (copy attached) to assure proper oversight of child labor conditions in the pharmacy setting in accordance with DOLI's child protection statutes at Va. Code §40.1-100.A.4 and Va. Code § 40.1-103.
- The DOLI Written Agreement will be automated through a DocuSign PowerForm for ease of use and implementation. A link to the PowerForm will be provided through the DOLI website, the VDOE CTE website and/or email communication with the student.
- DOLI notes that any pharmacist who is providing the Clinical Experience for high school students under the age of 18 is serving in a "custodial" capacity with the child and can be held criminally liable should any harm come to the child as a result of their exposure to drugs that could be considered dangerous, poisonous or injurious² to the health of the child in their custody Va. Code § 40.1-103.
- DOLI will pursue adoption of a permanent regulation specifically applicable to VDOE CTE Pharmacy Technician I and II courses pursuant to Va. Code §40.1-89. This is the best legal option and most comprehensive way to address DOLI concerns about the current Clinical Experience framework and assure that adequate safeguards are in place to protect high school children under the age of 18 while working with prescription drugs that could be considered dangerous, poisonous, or injurious to the health of the child.
- Because the regulatory adoption process normally takes 12-24 months, DOLI, VDOE, Department of Health Professions (DHP) and the Board have entered into a Memorandum of Agreement (MOA) that results in the implementation of a Clinical Affiliation Agreement specific to pharmacies and a requirement for Pharmacy Technician students and their parents/guardian, the School Division, and the Pharmacy to enter into a DOLI Written Agreement which meets the requirements of Va. Code §40.1-89.

² Here is a webpage describing Virginia's Schedules for Controlled Substances (Schedules I through VI): https://virginiarules.org/varules_topics/drugs-overview/

Also: Va. Code § 54.1-3446, Schedule I; Va. Code § 54.1-3448, Schedule II; Va. Code § 54.1-3450, Schedule III; Va. Code § 54.1-3452, Schedule IV; Va. Code § 54.1-3454, Schedule V; Va. Code § 54.1-3455, Schedule VI

- ~~The failure of a school division, Pharmacy Technician student (and their parents/guardian, and pharmacy to enter into a DOLI Written Agreement with DOLI would mean that the student during the Clinical Experience could not engage in the direct handling of potentially dangerous or poisonous prescription drugs (e.g., counting, measuring, compounding etc.) and therefore would not be able to satisfy the requirements of the VDOE Pharmacy Technician program.~~
- ~~The VDOE Pharmacy Clinical Affiliation Agreement specific to pharmacies will include the following provisions:

 - ~~Students must be at least 16 years old to participate in the Clinical Experience at a pharmacy.~~
 - ~~All students enrolled in Pharmacy Technician I or II courses shall undergo a criminal background check before being permitted by a school division to participate in a Clinical Experience at a participating pharmacy. A Juvenile Records Request submitted by the parent/guardian of the student through the Virginia Department of Juvenile Justice (VDJJ) will be deemed to meet this requirement. Students shall complete the background check within the 90-day period immediately prior to the student's initial Clinical Experience placement. The process will be repeated if the student changes pharmacies. It shall be the student's responsibility to make timely arrangements for the background check and to pay all costs associated with such checks. The results of the request will be provided to the school prior to the student's Clinical Experience placement.~~~~

NOTE: ~~The DocuSign PowerForm used to initiate the DOLI Written Agreement referenced above will contain an option for the parent/guardian to fill out the Juvenile Records Request form at the same time and have it automatically submitted to VDJJ.~~

- ~~The Clinical Experience workplace ratio of supervisor to student shall be 1:1. Provided that the school division Program Director (licensed pharmacist or a nationally certified pharmacy technician) is present and provides "direct and close supervision" to the student or assures that the pharmacist designates a licensed pharmacist or pharmacy technician to "provide direct and close supervision" to meet a 1:1 ratio of supervisors to students, DOLI would consider such an arrangement to comply with Va. Code § 40.1-89.~~
 - ~~School divisions shall be required to inform their Program Director and CTE Administrator of any CTE Pharmacy Technician I or II student under the age of 18 who has committed any felonious conduct involving alcohol, marijuana, a controlled substance, imitation controlled substance, or an anabolic steroid (reporting non-felony offenses involving these are subject to the division superintendent and principal's discretion). Va. Code § 22.1-279.3:1(A)(i). The school shall immediately remove the student from the Clinical Experience at the pharmacy.~~
 - ~~Prior to permitting a student under the age of 18 to participate in Clinical Experience (and on a quarterly basis thereafter), the school division shall check the DHP License Lookup webpage for the prior three calendar years of licensing, inspection, violation and penalty history of the host pharmacy, pharmacist(s) and pharmacy technician(s) for significant~~

violations of Board of Pharmacy regulations; and license probations, suspensions or revocations. A record of the searches shall be maintained for a period of three years.

NOTE:—"Significant violations of Board regulations" includes, but is not limited to, instances of drug diversion, drug theft, the appearance of a pattern of behavior indicative of systemic problems with inventory control, etc.

Should the initial license lookup prior to placement result in the identification of significant violations, license probations, suspensions or revocations, the school division shall conduct an assessment of whether the pharmacy meets the high operational and ethical standards necessary to warrant inclusion in the Clinical Experience. The assessment shall be reduced to writing and provided to DOLI, the student and the student's parents/guardian prior to the student being allowed to start a Clinical Experience at the pharmacy. Notification to DOLI shall be sent to:

Assistant Director
Division of Labor and Employment Law
Virginia Department of Labor and Industry
North Run Business Park
1570 East Parham Road
Richmond, Virginia 23228

If the above assessment does not result in the initial placement of the student in a Clinical Experience with the subject pharmacy, no notification to the student, the student's parents/guardian or DOLI is required.

Should a quarterly license lookup result in the identification of significant violations, license probations, suspensions or revocations, the school division shall immediately remove the student from the Clinical Experience at the pharmacy and conduct an assessment of whether the pharmacy meets the high operational and ethical standards necessary to warrant inclusion in the Clinical Experience. The assessment shall be reduced to writing and provided to DOLI, the student and the student's parents/guardian prior to the student being allowed to return to a Clinical Experience at the pharmacy. Notification to DOLI shall be sent to the contact information referenced above.

- The school division and participating pharmacy shall limit Clinical Experience job tasks involving direct handling of unpackaged prescription drugs assigned to Pharmacy Technician II students under the age of 18 to Schedule VI drugs. Pharmacy Technician I students shall not engage in the direct handling of unpackaged prescription drugs.
- Participating pharmacies shall immediately notify (but within no later than three business days of the pharmacy's receipt of final determination) the school division pharmacy technician Program Director and CTE Administrator if the license of a pharmacist or pharmacy technician is put on probation, suspended, or revoked. Upon receiving such notification, the school division shall immediately remove the student from the Clinical Experience at the pharmacy and conduct an assessment of whether the pharmacy meets the high operational and ethical standards necessary to warrant inclusion in the Clinical Experience. The assessment shall be reduced to writing and provided to DOLI, the student and the student's parents prior to the student being allowed by the School Division to

return to the Clinical Experience at the pharmacy. Notification to DOLI shall be sent to the contact information referenced above.

- Participating pharmacies shall immediately notify (but within no later than three business days of the pharmacy's receipt of final inspection results) the school division pharmacy technician Program Director and CTE Administrator of the final results of DHP inspections, including any violations issued, penalties assessed and the terms of any consent orders. Should the inspection results indicate the presence of significant violations, license probations, suspensions or revocations, the school division shall immediately remove the student from the Clinical Experience at the pharmacy and conduct an assessment of whether the pharmacy meets the high operational and ethical standards necessary to warrant inclusion in the Clinical Experience. The assessment shall be reduced to writing and provided to DOLI, the student and the student's parents/guardian prior to the student being allowed to return to the Clinical Experience at the pharmacy. Notification to DOLI shall be sent to the contact information referenced above.
- Participating pharmacies shall immediately notify (but within no later than three business days) the school division pharmacy technician Program Director and CTE Administrator of drug diversions or drug thefts. The school division shall immediately inform affected students and their parents/guardian of the notification. Upon receipt of such notification, the school division shall immediately remove the student from the Clinical Experience at the pharmacy and conduct an assessment of whether the pharmacy meets the high operational and ethical standards necessary to warrant inclusion in the Clinical Experience. The assessment shall be reduced to writing and provided to DOLI, the student and the student's parents/guardian prior to the student being allowed to return to the Clinical Experience at the pharmacy. Notification to DOLI shall be sent to the contact information referenced above.



Virginia Department of Labor and Industry (DOLI)

Virginia Department of Education (VDOE)

DOLI Background Information for VDOE and School Divisions on CTE High School Pharmacy Technician Training Programs

Following is background information for VDOE and school divisions on the involvement of the Virginia Department of Labor and Industry in Career and Technical Education (CTE) High School Pharmacy Technician Training Programs I and II:

- Because of the new requirement that all Pharmacy Technician students complete a minimum of 130 hours of work-based learning through a Clinical Experience, VDOE and DOLI have agreed that all Pharmacy Technician students must enter into a DOLI Pharmacy Technician Student Work Training Program Written Agreement ("DOLI Written Agreement") (copy attached) to assure proper oversight of child labor conditions in the pharmacy setting in accordance with DOLI's child protection statutes at Va. Code §40.1-100.A.4 and Va. Code § 40.1-103.
- The DOLI Written Agreement will be automated through a DocuSign PowerForm for ease of use and implementation. A link to the PowerForm will be provided through the DOLI website, the VDOE CTE website and/or email communication with the student.
- DOLI notes that any pharmacist who is providing the Clinical Experience for high school students under the age of 18 is serving in a "custodial" capacity with the child and can be held criminally liable should any harm come to the child as a result of their exposure to drugs that could be considered dangerous, poisonous or injurious¹ to the health of the child in their custody Va. Code § 40.1-103.
- DOLI will pursue adoption of a permanent regulation specifically applicable to VDOE CTE Pharmacy Technician I and II courses pursuant to Va. Code §40.1-89. This is the best legal option and most comprehensive way to address DOLI concerns about the current Clinical Experience framework and assure that adequate safeguards are in place to protect high school children under the age of 18 while working with prescription drugs that could be considered dangerous, poisonous, or injurious to the health of the child.
- Because the regulatory adoption process normally takes 12-24 months, DOLI, VDOE, Department of Health Professions (DHP) and the Board are entering into a Memorandum of Agreement (MOA) that will result in the implementation of a Clinical Affiliation Agreement specific to pharmacies and a requirement for Pharmacy Technician students and their parents/guardian, the School Division, and the Pharmacy to enter into a DOLI Written Agreement which meets the requirements of Va. Code §40.1-89.
- The failure of a school division, Pharmacy Technician student (and their parents/guardian, and pharmacy to enter into a DOLI Written Agreement with DOLI would mean that the student during the Clinical Experience could not engage in the direct handling of potentially dangerous or poisonous prescription drugs (e.g., counting, measuring, compounding etc.) and therefore would not be able to satisfy the requirements of the VDOE Pharmacy Technician program.

Background

~~HB 1304 and SB 830, passed by the 2020 General Assembly, and Board of Pharmacy (Board) regulations require as of July 1, 2022 that a pharmacy technician registration applicant submit evidence to the Board that they successfully completed a training program accredited jointly by the American Society of Health Systems Pharmacists (ASHP) and the Accreditation Council for Pharmacy Education (ACPE) or an accredited training program operated through the VDOE's Career and Technical Education (CTE) program.~~

~~The Virginia Department of Education (VDOE) oversees a longstanding high school initiative for training pharmacy technicians. Historically this training required both didactic learning and a limited number of experiential hours of training. ASHP/ACPE accreditation requires 130 hours of practical training in a pharmacy, an increased number of hours compared to past requirements, which for VDOE pharmacy technician courses is accomplished through the Clinical Experience for students to work in pharmacies under the direct supervision of a school division representative. The 130 hours of practical Clinical Experience represents an increase in Clinical Experience hours per student.~~

~~VDOE notes that at the end of 2021, there were 19 school divisions involving 25 high schools with 821 students with pharmacy technician training programs.² VDOE stated that high schools in the past have partnered with community colleges on such programs.³~~

~~With over 800 students in the Pharmacy Technician I and II courses,⁴ students and school division representatives would be spending over 100,000 Clinical Experience hours in pharmacies over the two years for successful completion of the courses for that number of students.~~

~~The Board, the Department of Health Professions (DHP) (responsible for inspection and enforcement⁵ of Board regulations in pharmacies), and VDOE have devoted significant resources to updating regulations and course content to assure that graduating CTE pharmacy technician students will be able to meet licensing requirements at the time of their application to the Board so that the new courses could commence in fall 2022, including the adoption of the High Quality Work Based Learning (HQWBL) Guide (Proposed Guide).~~

~~Virginia Department of Labor and Industry (DOLI) statutes prohibit children under the age of 18 from engaging in an occupation "In any capacity in preparing any composition in which dangerous or poisonous chemicals are used." Va. Code §40.1-100.A.4, 16VAC15-30-200.4; and that no person "employing or having the custody of any child willfully or negligently...cause or permit the life of such child to be endangered or the health of such child to be injured, or willfully or negligently to cause or permit such child to be placed in a situation that its life, health... be endangered." Va. Code § 40.1-103.~~

~~With regard to its legal responsibility to protect children in the workplace, DOLI notes that any pharmacist who is providing the Clinical Experience for high school students under the age of 18 is serving in a "custodial" capacity with the child and can be held criminally liable should any harm come to the child as a result of their exposure to drugs that could be considered dangerous, poisonous or injurious⁶ to the health of the child in their custody Va. Code § 40.1-103.~~

~~Beginning in April 2022, the respective agencies worked closely together to assess the risks to children in the Pharmacy Technician I and II courses associated with the increase in Clinical Experience hours in pharmacies required by ASHP/ACPE.~~

It is well known that young people must deal with developmental issues and can struggle with things like decision-making, discipline, mental health issues, peer pressure, alcohol abuse, drug abuse,⁷ etc., that combined with access to potentially harmful pharmaceutical drugs in a workplace setting raise numerous risk management scenarios that have to be assessed through safety, health, and security protocols.

The interagency workgroup conducted a detailed review of job tasks that must be completed by students in the Pharmacy Technician I and II courses—either through classroom instruction, didactic learning, or Clinical Experience—that may present various levels of risk to the students. The workgroup has specifically focused on those tasks that could occur during the Clinical Experience that involve CTE students direct handling of potentially dangerous or poisonous drugs in the pharmacy (e.g., counting, measuring, compounding etc.).

Specifically, Va. Code § 54.1-3321 identifies the following tasks that may be performed by registered pharmacy technicians (and for which it is important for CTE students to receive practical work experience during their Clinical Experience):

1. The entry of prescription information and drug history into a data system or other recordkeeping system;
2. The preparation of prescription labels or patient information;
3. The removal of the drug to be dispensed from inventory;
4. The counting, measuring, or compounding of the drug to be dispensed;
5. The packaging and labeling of the drug to be dispensed and the repackaging thereof;
6. The stocking or loading of automated dispensing devices or other devices used in the dispensing process;
7. The acceptance of refill authorization from a prescriber or the prescriber's authorized agent provided there is no change to the original prescription. (Emphasis added).

DOLI notes that its child labor laws and regulations are not implicated and do not impact the above training curriculum when the child is not handling drugs (tasks 1, 2 and 7 above). DOLI also notes that tasks 3 through 6 appear to present the risk of student exposure and access to potentially dangerous or poisonous drugs during the Clinical Experience which could directly implicate its child protection statutes at Va. Code §40.1-100.A.4 and Va. Code § 40.1-103.

The primary way for DOLI to allow high schools to implement Pharmacy Technician Clinical Experiences that would allow children under the age of 18 to potentially handle "dangerous or poisonous" drugs under Board and DOLI statutes and regulations would be to pursue a regulation under Va. Code §40.1-89. The extent of any such regulation would be limited by the language in:

§ 40.1-89. Same; employment not allowed; revocation of certificate:

No child shall be employed pursuant to a work training certificate as provided in § 40.1-88 where such employment requires such child to work in any occupation which is deemed hazardous under § 40.1-100-A or regulations promulgated thereunder. However, **a child sixteen or seventeen years of age may be employed in certain such occupations as part of a work training program in accordance with rules and regulations promulgated by the Commissioner. No child shall work in a work training program except pursuant to a written agreement which shall provide:**

~~(1) that the work of such child shall be incidental to his training, shall be intermittent and for short periods of time and shall be under the direct and close supervision of a competent and experienced person;~~

~~(2) that safety instruction shall be given by the school and correlated with on the job training given by the employer; and~~

~~(3) that a schedule of organized and progressive work processes to be performed shall have been prepared. Such written agreement shall set forth the name of the child so employed and shall be signed by the employer and the coordinator of schools having jurisdiction. Copies of such agreement shall be retained by the school and the employer, and a copy thereof shall be filed with the Department.~~

~~Any such work training certificate or written agreement may be revoked at any time that it shall appear that reasonable precautions for the safety of such child have not been observed. (Emphasis added).~~



Virginia Department of Labor and Industry
Pharmacy Technician Work Training Written Agreement
DocuSign Process

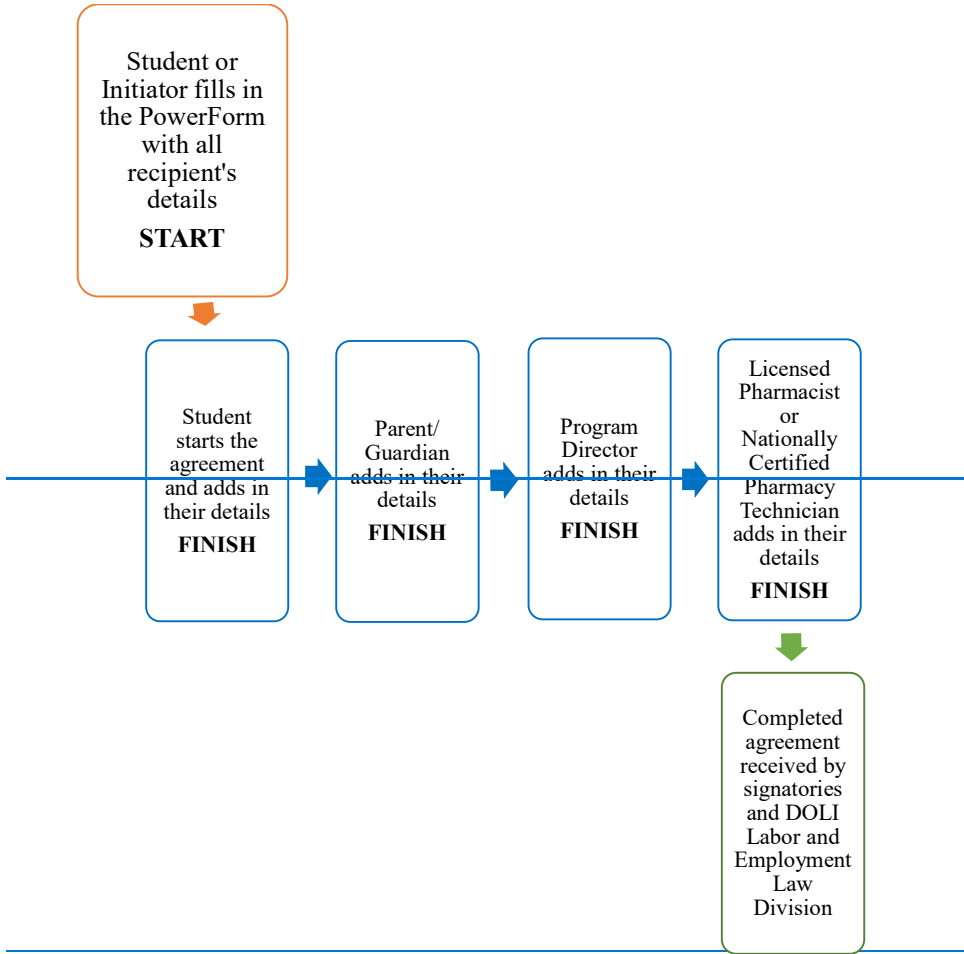
DocuSign is a Contract Lifecycle Management (CLM) software that DOLI suggests using for the written agreement portion of the VDOE/DOLI Pharmacy Technician Work Training Written Agreement.

NOTE:—While the following is a summary of the ideal workflow, any person in the workflow can initiate the PowerForm.

Ideal Workflow:

1. The student initiates the process by clicking on the link provided on the DOLI website, the VDOE CTE website and/or email communication with the student. This will open a DocuSign PowerForm letting the student fill in the contact details (name and email address) of each recipient, i.e. Student, Parent/Guardian, School Program Director and Licensed Pharmacist or Nationally Certified Pharmacy Technician. The DOLI Work Training Written Agreement will then pull data provided in the PowerForm.
2. The next step is for the student to press **START** and begin the process of going through the written agreement. The **STUDENT** will add their date of birth, name, address, phone number, pharmacy technician trainee license number, and add a signature; and then press **FINISH**. DocuSign will forward it to the next person assigned in the signing order, the parent/guardian.
3. The next person to receive the written agreement will be the **PARENT/GUARDIAN**, who will fill out their name, address, phone number and add a signature, and then press **FINISH**. DocuSign will forward it to the next person assigned in the signing order, the School Program Director.
4. The next person to receive the written agreement will be the **PROGRAM DIRECTOR**, who will fill out the name of the high school, their name, school address, phone number, Pharmacist or Pharmacy Technician License Number, and add a signature, and then press **FINISH**. DocuSign will forward it to the last person assigned in the signing order, the Licensed Pharmacist or Nationally Certified Pharmacy Technician.
5. The last person to receive the written agreement will be the **LICENSED PHARMACIST OR NATIONALLY CERTIFIED PHARMACY TECHNICIAN**, who will fill out the name of the pharmacy, their name, Pharmacist or Pharmacy Technician License Number, pharmacy address, phone number, and add a signature and then press **FINISH**.
6. Once the fields of the written agreement are filled out and all signatures are received, DocuSign will push the completed agreement to DOLI's Labor and Employment Law Division, the student, the student's parent/guardian, the student's school, and the participating pharmacy.

The DocuSign Process



Benefits of DocuSign:

- While the ideal workflow of the agreement would be:



DocuSign allows for any person in the flow to initiate the process, and the order does not have to be serialized. The DocuSign link can be shared on different platforms.

- Each fillable field can be required or optional.
- The form can be customized and updated by DOLI without having to contact DocuSign to conduct any updates or replace details.
- Once the written agreement is completed, DocuSign can forward the agreement to Excel Online, Power BI or a Teams folder for storage.
- To build the written agreement, DocuSign estimates the turnaround time will be about one week.
- If anyone abandons their application, DocuSign will send reminders to their email address to complete it.
- VITA has already approved DocuSign to be an approved vendor, so there are no Personally Identifiable Information (PII) IT security concerns for transmission of the data across platforms.
- DocuSign has an option to incorporate as an attachment the Department of Juvenile Justice (DJJ) Juvenile Records Request form so that the parent/guardian can request it when they fill out the PowerForm. DOLI plans on implementing this process, and will discuss it further with DJJ.



Virginia Department of Labor and Industry (DOLI)

Pharmacy Technician Student Work Training Program Written Agreement

No child sixteen or seventeen years of age may be employed in occupations deemed hazardous under Va. Code § 40.1-100 or regulations promulgated thereunder unless done as part of a work training program pursuant to a written agreement with DOLI, Va. Code § 40.1-89.

This Student Work Training Program Written Agreement (Agreement) shall serve notice that the below name student is certified to participate in a Pharmacy Technician I or II Clinical Experience at the referenced in accordance with the Virginia Department of Education (VDOE) Career and Technical Education (CTE) guidelines and Va. Code § 40.1-89:

Student Name _____

High School Name _____

Pharmacy Name _____

This minor's work shall:

- (1) be incidental to the student's training, shall be intermittent and for short periods of time and shall be under the direct and close supervision of a competent and experienced person;
- (2) include safety instruction given by the school and be correlated with on-the-job training given by the employer; and
- (3) based on a written schedule of organized and progressive work processes to be performed.

Students must be at least 16 years old to participate.

NOTE: — Any pharmacist who is providing a Clinical Experience for high school students under the age of 18 is serving in a "custodial" capacity with the child and can be held criminally liable should any harm come to the child as a result of their exposure to drugs that could be considered dangerous, poisonous or injurious to the health of the child in their custody Va. Code § 40.1-103.

Copies of this agreement shall be retained by the school and the pharmacy at their respective worksites, and a copy shall be filed with the Department of Labor and Industry.

DOLI will provide the option of implementing this agreement through DocuSign.

This written agreement may be revoked by DOLI at any time that it shall appear that reasonable precautions for the safety of such child have not been observed. Va. Code § 40.1-89.

Student Specific Responsibilities

Criminal background checks of Pharmacy Technician I and II students are required prior to working in a pharmacy. A Juvenile Records Request submitted by the parent/guardian of the student through the Virginia Department of Juvenile Justice (VDJJ) will be deemed to meet this requirement. Students shall complete the background check within the 90-day period immediately prior to the student's initial Clinical Experience placement. The process will be repeated if the student changes pharmacies. It shall be the student's responsibility to make timely arrangements for the background check and to pay all costs

associated with such checks. The results of the request will be provided to the school prior to the student's Clinical Experience placement.

Pharmacy Specific Responsibilities

- (1) The pharmacy shall limit Clinical Experience job tasks involving direct handling of unpackaged prescription drugs assigned to Pharmacy Technician II students under the age of 18 to Schedule VI drugs. Pharmacy Technician I students shall not engage in the direct handling of unpackaged prescription drugs.
- (2) The pharmacy shall immediately notify (but within no later than three business days of the pharmacy's receipt of board action) the Program Director and CTE Administrator if the license of a pharmacist, registration of a pharmacy technician practicing at the pharmacy, or permit of the pharmacy is put on probation, suspended, or revoked.
- (3) The pharmacy shall immediately notify (but within no later than three business days of the pharmacy's receipt of inspection results and any subsequent board action) the Program Director and CTE Administrator of the results of DHP inspections, including any violations issued and corrective action taken, penalties assessed and the terms of any consent orders.
- (4) Written records of safety and health instruction provided to the student by the pharmacy shall be maintained and be made immediately available to DOLI upon request.

School Specific Responsibilities

- (1) The school shall limit Clinical Experience job tasks involving direct handling of unpackaged prescription drugs assigned to Pharmacy Technician II students under the age of 18 to Schedule VI drugs. Pharmacy Technician I students shall not engage in the direct handling of unpackaged prescription drugs.
- (2) Criminal background checks of Pharmacy Technician I and II students are required prior to working in a pharmacy. A Juvenile Records Request submitted by the parent/guardian of the student through the Virginia Department of Juvenile Justice (VDJJ) will be deemed to meet this requirement. The school shall notify students of this requirement prior to enrollment in the program or if already enrolled, as soon as possible thereafter. Students will be informed by the school that the check must be completed within the 90-day period immediately prior to the student's initial clinical placement. The process will be repeated if the student changes pharmacies. The results of the request will be provided to the school prior to the student's Clinical Experience placement.
- (3) The Clinical Experience workplace ratio of supervisor to student shall be 1:1. Provided that the school division supervisor (a registered pharmacy technician) is present and provides "direct and close supervision" to the student or assures that the pharmacist designates a licensed pharmacist or registered pharmacy technician to "provide direct and close supervision" to meet a one-to-one ratio of supervisors to students, DOLI would consider such an arrangement to comply with Va. Code § 40.1-89.
- (4) The school shall inform the Program Director and CTE Administrator of any Pharmacy Technician I or II student under the age of 18 who has committed any felonious conduct involving alcohol, marijuana, a controlled substance, imitation controlled substance, or an anabolic steroid (reporting non-felony

offenses involving these are subject to the principal's discretion). ~~Va. Code § 22.1-279.3:1(A)(iii). The school shall immediately remove the student from any Clinical Experience at the pharmacy.~~

- (5) ~~Prior to permitting a student under the age of 18 to participate in a Clinical Experience (and on a quarterly basis thereafter), the school shall check the Virginia Department of Health Professionals (DHP) License Lookup webpage for the prior three calendar years of licensing, inspection, violation and penalty history of the host pharmacy, pharmacist(s) and pharmacy technician(s) for significant violations of Board of Pharmacy regulations; and license probations, suspensions or revocations. A record of the searches shall be maintained for a period of three years.~~

~~NOTE: "Significant violations of Board of Pharmacy regulations" may include, but is not limited to, instances of drug diversion, drug theft, the appearance of a pattern of behavior indicative of systemic problems with inventory control, etc.~~

~~Should the check of DHP's License Lookup prior to student placement result in the identification of significant violations, license, registration, or permit probations, suspensions or revocations, the school division shall conduct an assessment of whether the pharmacy meets the high operational and ethical standards necessary to warrant inclusion in the Clinical Experience. The assessment shall be in writing and provided to DOLI, the student and the student's parent/guardian prior to the student being allowed to start a Clinical Experience at the pharmacy.~~

~~Notification to DOLI shall be sent to:~~

~~Assistant Director
Division of Labor and Employment Law
Virginia Department of Labor and Industry
North Run Business Park
1570 East Parham Road
Richmond, Virginia 23228~~

~~If the above assessment does not result in the initial placement of the student in a Clinical Experience with the subject pharmacy, no notification to the student, the student's parent/guardian or DOLI is required.~~

~~Should a quarterly check of DHP's License Lookup result in the identification of significant violations, license, registration or permit probations, suspensions or revocations, the school division shall immediately remove the student from the Clinical Experience at the pharmacy and conduct an assessment of whether the pharmacy meets the high operational and ethical standards necessary to warrant inclusion in the Clinical Experience. The assessment shall be in writing and provided to DOLI, the student and the student's parent/guardian prior to the student being allowed to return to a Clinical Experience at the pharmacy. Notification to DOLI shall be sent to the contact information referenced above.~~

- (6) ~~Should the pharmacy notify the Program Director and CTE Administrator that the license of a pharmacist, registration of a pharmacy technician practicing at the pharmacy, or permit of a pharmacy is on probation, suspended or revoked, the school shall immediately remove the student from the Clinical Experience at the pharmacy and conduct an assessment of whether the pharmacy continues to meet the high operational and ethical standards necessary to warrant inclusion in the Clinical Experience. The assessment shall be reduced to writing and provided to DOLI, the student~~

and the student's parent/guardian prior to the student being allowed to return to the Clinical Experience at the pharmacy. Notification to DOLI shall be sent to the contact information referenced above.

- (7) ~~Should the pharmacy notify the Program Director and CTE Administrator of the final results of DHP inspections (including any violations issued, penalties assessed and the terms of any consent orders) which indicate the presence of significant violations, license probations, suspensions or revocations, the school shall immediately remove the student from the Clinical Experience at the pharmacy and conduct an assessment of whether the pharmacy continues to meet the high operational and ethical standards necessary to warrant inclusion in the Clinical Experience. The assessment shall be reduced to writing and provided to DOLI, the student and the student's parent/guardian prior to the student being allowed to return to the Clinical Experience at the pharmacy. Notification to DOLI shall be sent to the contact information referenced above.~~
- (8) ~~Should the pharmacy notify the Program Director and CTE Administrator of drug diversions or drug thefts, the school shall immediately inform affected students and their parent/guardian of the notification. Upon receipt of such notification, the school shall immediately remove the student from the Clinical Experience at the pharmacy and conduct an assessment of whether the pharmacy continues to meet the high operational and ethical standards necessary to warrant inclusion in the Clinical Experience. The assessment shall be reduced to writing and provided to DOLI, the student and the student's parent/guardian prior to the student being allowed to return to the Clinical Experience at the pharmacy. Notification to DOLI shall be sent to the contact information referenced above.~~
- (9) ~~Written records of safety and health instruction provided to the student by the school shall be maintained and be made immediately available to DOLI upon request.~~

STUDENT

Date of Birth _____

Name _____ Signature _____

Date _____

Pharmacy Technician Trainee License Number _____

Address _____

Phone _____ Email _____

PARENT/GUARDIAN

Date _____

Name _____ Signature _____

Address _____

Phone _____ Email _____

SCHOOL PROGRAM DIRECTOR

Date _____

Name _____ Signature _____

Pharmacy Technician/Pharmacist License Number _____

School Address _____

Phone _____ Email _____

LICENSED PHARMACIST OR NATIONALLY CERTIFIED PHARMACY TECHNICIAN

Date _____

Name _____ Signature _____

License Number _____

Pharmacy Permit Number _____

Pharmacy Address _____

Phone _____ Email _____



PHARMACY CLINICAL AFFILIATION AGREEMENT

(SAMPLE)

This document is a sample of information to use when drafting your clinical contracts. Realize there may be variations in items such as whether students are responsible for drug screens or immunizations.

THIS AGREEMENT, _____ by and between _____, benefit of, hereinafter referred to as "**INSTITUTION**", and (**AFFILIATE**), hereinafter referred to as "**AFFILIATE**".

WITNESSETH:

WHEREAS, it is to the mutual benefit of the parties to provide clinical experience for students enrolled in certain programs of the Institution, the parties have agreed to the terms and provisions set forth below:

I. Purpose: The purpose of this Agreement shall be to provide clinical experience to students enrolled in the Pharmacy Technician program of the Institution.

A. Consideration for this Agreement shall consist of the mutual promises contained herein, the parties agreeing that monetary compensation shall neither be expected nor received by either party.

B. The clinical experience shall be provided at the Affiliate's facility located at (Show complete address and zip code) hereinafter referred to as "**Facility**".

C. The specific services to be provided students is described as follows:
(Detailed description of specific services, including, but not limited to, activities to be required of students and special services/physical facilities available to students.)

D. Students must be at least 16 years old to participate.

II. Terms and Conditions: Pursuant to the above stated purpose, the parties agree as follows:

A. Term:

1. The term and effective date of this Agreement shall be from _____ to _____ with an option to renew on a year-to-year basis, but not to exceed an aggregate total of sixty (60) months.
2. Renewals of this Agreement may become effective with agreement of both parties provided no substantial changes are made to the original agreement.
3. Either party may terminate this Agreement upon giving _____ day's written notice to the other party. Such termination shall have no effect on students currently receiving clinical experience.

~~B. **Placement of Students:** The Institution will place an appropriate number of students at the Facility each academic term. The Institution shall notify the Affiliate at least _____ days prior to the beginning of each academic term of the number of students it desires to place at the Facility for such term.~~

~~C. **Discipline:** While enrolled in clinical experience at the Facility, students (and faculty, if applicable) will be subject to applicable policies of the Institution and the Affiliate. Each party will be responsible for enforcing all applicable policies including that of the other party. Students shall be dismissed from participation in the clinical experience only after the appropriate disciplinary policies and procedures of the Institution have been followed; however, the Affiliate may immediately remove from the premises any student who poses an immediate threat or danger.~~

~~D. **Institution Specific Responsibilities:** The following duties shall be the specific responsibilities of the Institution:~~

- ~~1. Selection of students to be placed at the Facility.~~
- ~~2. Provide orientation to the Facility for students beginning clinical experience.~~
- ~~3. Scheduling training activities for students.~~
- ~~4. Supervising students at all times while present at this Facility for clinical experience.~~
- ~~5. Evaluate the performance of individual students as appropriate.~~
- ~~6. Provide health records of students (and faculty, if applicable) upon request by the Affiliate.~~
- ~~7. Establish a procedure for notifying the Affiliate if a student (or faculty, if applicable) is/are unable for any reason to report for clinical training.~~
- ~~8. Require written evidence of professional liability insurance coverage from individual students (and faculty, if applicable) participating in the clinical experience. The minimum amount of coverage per individual shall be _____. The coverage shall extend through the term of the student's participation.~~
- ~~9. The Institution shall enter into a Virginia Department of Labor and Industry (DOLI) Work-Training Program Written Agreement, Va. Code § 40.1-89 with DOLI, the Pharmacy Technician II student (and parents or guardian), and the Affiliate. Such Written Agreements are not required for Pharmacy Technician I students.~~
- ~~10. The Clinical Experience workplace ratio of Institution employees to student shall be 1:1. However, in situations when there are more than one Pharmacy Technician students working in an Affiliate at the same time, and provided that the Institution's supervisor is present and assures that the Affiliate designates a pharmacist or pharmacy technician to "provide direct and close supervision" to meet a one to one ratio of supervisors to students, DOLI will consider such an arrangement to comply with Va. Code § 40.1-89.~~
- ~~11. The Institution shall inform the Clinical Coordinator of any Pharmacy Technician I or II student under the age of 18 who has committed any felonious conduct involving~~

alcohol, marijuana, a controlled substance, imitation controlled substance, or an anabolic steroid (reporting non-felony offenses involving these are subject to the principal's discretion). Va. Code § 22.1-279.3:1(A)(iii). The Institution shall immediately remove the student from any Clinical Experience at the Affiliate.

12. Prior to permitting a student under the age of 18 to participate in a Clinical Experience (and on a quarterly basis thereafter), the Institution shall check the DHP License Lookup webpage³ for the prior three calendar years of licensing, inspection, violation and penalty history of the host Affiliate, pharmacist(s) and pharmacy technician(s) for significant violations of Board of Pharmacy regulations; and license probations, suspensions, or revocations. A record of the searches shall be maintained for a period of three years.

NOTE: "Significant violations of Board of Pharmacy regulations" includes, but is not limited to, instances of drug diversion, drug theft, the appearance of a pattern of behavior indicative of systemic problems with inventory control, etc.

- Should the above license lookups result in the identification of significant violations, license probations, suspensions or revocations, the Institution shall immediately remove the student from the Clinical Experience at the Affiliate and conduct an assessment of whether the Affiliate continues to meet the high operational and ethical standards necessary to warrant inclusion in the Clinical Experience. The assessment shall be reduced to writing and provided to DOLI, the student and the student's parents prior to the student being allowed to return to a Clinical Experience at the Affiliate.
13. The Institution shall limit Clinical Experience job tasks involving direct handling of unpackaged prescription drugs assigned to Pharmacy Technician II students under the age of 18 to Schedule VI drugs. Pharmacy Technician I students shall not engage in the direct handling of unpackaged prescription drugs.
14. Should the Affiliate notify the Institution that the license of a pharmacist or pharmacy technician is on probation, suspended or revoked, the Institution shall immediately remove the student from the Clinical Experience at the Affiliate and conduct an assessment of whether the Affiliate continues to meet the high operational and ethical standards necessary to warrant inclusion in the Clinical Experience. The assessment shall be reduced to writing and provided to DOLI, the student and the student's parents prior to the student being allowed to return to the Clinical Experience at the Affiliate.
15. Should the Affiliate notify the Institution of the results of DHP inspections (including any violations issued, penalties assessed and the terms of any consent orders) which indicate the presence of significant violations, license probations, suspensions or revocations, the Institution shall immediately remove the student from the Clinical Experience at the Affiliate and conduct an assessment of whether the Affiliate continues to meet the high operational and ethical standards necessary to warrant inclusion in the Clinical Experience. The assessment shall be reduced to writing and provided to DOLI,

³ <https://dhp.virginiainteractive.org/lookup/index>
2024-2025

~~the student and the student's parents prior to the student being allowed to return to the Clinical Experience at the Affiliate.~~

- ~~16. Should the Affiliate notify the Institution of drug diversions or drug thefts, the Institution shall immediately inform affected students and their parents of the notification. Upon receipt of such notification, the Institution shall immediately remove the student from the Clinical Experience at the Affiliate and conduct an assessment of whether the Affiliate continues to meet the high operational and ethical standards necessary to warrant inclusion in the Clinical Experience. The assessment shall be reduced to writing and provided to DOLI, the student and the student's parents prior to the student being allowed to return to the Clinical Experience at the Affiliate.~~

E. Affiliate Specific Responsibilities: The following duties shall be the specific responsibilities of the Affiliate:

- ~~1. Retain complete responsibility for patient care providing adequate supervision of students (and faculty, if applicable) at all times.~~
- ~~2. Maintain a sufficient level of staff employees to carry out regular duties. Students will not be expected nor allowed to perform services in lieu of staff employees.~~
- ~~3. Provide emergency medical treatment to students (and faculty, if applicable) if needed for illness or injuries suffered during clinical experience. Such treatment shall be at the expense of the individual treated.~~
- ~~4. Maintain all applicable accreditation requirements and certify such compliance to the Institution or other entity as requested by the Institution. The Affiliate shall also permit authorities responsible for accreditation of the Institution's curriculum to inspect the Affiliate's clinical facilities and services as necessary.~~
- ~~5. Maintain a copy of this Agreement at the worksite.~~
- ~~6. The Affiliate shall enter into a DOLI Work Training Program Written Agreement, Va. Code § 40.1-89⁴ with DOLI, the Pharmacy Technician II student (and parents or guardian), and the Institution.~~
- ~~7. The Affiliate shall limit Clinical Experience job tasks involving direct handling of unpackaged prescription drugs assigned to Pharmacy Technician II students under the age of 18 to Schedule VI drugs. Pharmacy Technician I students shall not engage in the direct handling of unpackaged prescription drugs.~~

⁴Va. Code § 40.1-89: ".....No child shall work in a work-training program except pursuant to a written agreement which shall provide: (1) that the work of such child shall be incidental to his training, shall be intermittent and for short periods of time and shall be under the direct and close supervision of a competent and experienced person; (2) that safety instruction shall be given by the school and correlated with on-the-job training given by the employer; and (3) that a schedule of organized and progressive work processes to be performed shall have been prepared. Such written agreement shall set forth the name of the child so employed and shall be signed by the employer and the coordinator of schools having jurisdiction. Copies of such agreement shall be retained by the school and the employer, and a copy thereof shall be filed with the Department. Any such work-training certificate or written agreement may be revoked at any time that it shall appear that reasonable precautions for the safety of such child have not been observed."

~~8. The Affiliate shall immediately notify the Institution if the license of a pharmacist or pharmacy technician is put on probation, suspended, or revoked.~~

~~96. The Affiliate shall immediately notify the Institution of the results of DHP inspections, including any violations issued, penalties assessed and the terms of any consent orders.~~

~~107. The Affiliate shall immediately notify the Institution of drug diversions or drug thefts.~~

~~F. **Mutual Responsibilities:** The parties shall cooperate to fulfill the following mutual responsibilities:~~

~~1. Each party shall comply with all Federal, State, and Municipal laws, advice, rules and regulations, which are applicable to the performance of this Agreement.~~

~~2. Students shall be treated as trainees who have no expectation of receiving compensation or future employment from the Affiliate or the Institution.~~

~~3. Any courtesy appointments to faculty or staff by either the Institution or the Affiliate shall be without entitlement of the individual to compensation or benefits from the appointing party.~~

~~4. The parties agree to comply with Title VI and VII of the Civil Rights Act of 1964, Title IX of the Education Amendments of 1972, and Section 504 of the Rehabilitation Act of 1973, Executive Order 11,246 and the related regulations to each. Each party assures that it will not discriminate against any individual including, but not limited to, employees or applicants for employment and/or students, because of race, religion, creed, color, sex, age, disability, Veteran status, or national origin.~~

~~5. The parties also agree to take affirmative action to ensure that applicants are employed and that employees are treated during the employment without regard to their race, religion, creed, color, sex, disability, Veteran status, or national origin. Such action shall include, but not be limited by the following: Employment, upgrading, demotion or transfer, recruitment or recruitment advertising, layoff or termination, rates of pay or other forms of compensation, and selection available to employees and applicants for employment.~~

~~6. The confidentiality of patient records and student records shall be maintained at all times.~~

~~7. Background Checks: Criminal background checks of students are required. The Institution shall notify students of this requirement prior to enrollment in the program or if already enrolled, as soon as possible thereafter. Students will be informed by the Institution that the check must be completed within the 90-day period immediately prior to the student's initial clinical placement. It shall be the student's responsibility to make timely arrangements for the background check and to pay all costs associated with such checks.~~

~~If criminal background checks are required for Institutional faculty or staff, it shall be the Institution's responsibility to arrange for the background check, to pay all costs associated with such checks and to provide the results to the Affiliate.~~

~~It shall be the responsibility of Affiliate to set the eligibility standards for participation and to evaluate the results of the background checks. If Affiliate determines that a student or faculty/staff member shall not participate at its facility, Affiliate shall so notify that individual and the Institution. Institution shall take steps to ensure that this individual does not participate in the clinical program at the Affiliate.~~

~~If an Institutional faculty/staff member is also an employee of Affiliate or is an employee at another hospital, health care facility or health care organization, Affiliate will allow the faculty/staff member to provide on-site supervision and instruction for its clinical program without the necessity of undergoing an additional background check.~~

~~Recognizing that students enrolled in the program at Institution will potentially participate in multiple clinical placements at multiple facilities, Affiliate agrees to accept the results of the background check done prior to the student's initial clinical placement if the student maintains continuous enrollment in the health care program and if the results of the background check are archived by the background check agency.~~

~~Institution shall inform students or faculty/staff members excluded from clinical placement on the basis of a criminal background check of any review or appeal process available pursuant to the Fair Credit Reporting Act or any other law or policy, if any.~~

~~8. The parties agree that should DOLI request a copy of this agreement as part of an inspection, it will be immediately provided by the party it was requested from.~~

~~**G. Miscellaneous Terms:** The following terms shall apply in the interpretation and performance of this Agreement:~~

~~1. Neither party shall require indemnification by the other. Each shall be responsible for personal injury or property damage or loss except that resulting from its own negligence or the negligence of its employees or others for whom the party is legally responsible.~~

~~2. The delay or failure of performance by either party shall not constitute default under the terms of this Agreement, nor shall it give rise to any claims against either party for damages. The sole remedy for breach of this Agreement shall be immediate termination.~~

~~3. This Agreement shall in no way be interpreted as creating an agency or employment relationship between the parties.~~

4. ~~HIPAA Requirements: To the extent required by federal law, the parties agree to comply with the Health Insurance Portability and Accountability Act of 1996, as codified at 42 U.S.C. Section 1320d ("HIPAA") and any current and future regulations promulgated thereunder, including with limitation, the federal privacy regulations, the federal security standards, and the federal standards for electronic transactions, all collectively referred to herein as "HIPAA Requirements". The parties agree not to use or further disclose any Protected Health Information or Identifiable Health Information, other than as permitted by HIPAA Requirements and the terms of this Agreement.~~

5. ~~Each party will make its internal practices, books, and records relating to the use and disclosure of Protected Health Information available to the Secretary of Health and Human Services to the extent required for determining compliance with the Federal Privacy Regulations.~~

6. ~~_____ is the Coordinator for the Institution and can be reached at tel: __, fax: _____ or email: _____.~~

7. ~~_____ is the Coordinator for the Affiliate and can be reached at tel: __, fax: _____ or email: _____.~~

8. ~~This Agreement is not effective until approved by the President.~~

IN WITNESS WHEREOF, the parties have by their duly authorized representatives set forth their signature:

{TYPE AFFILIATE / AGENCY NAME HERE}

By:

Print name here: _____ Title: _____ Date: _____

By Designee:

Print name here: _____ Title: _____ Date: _____

PHARMACY CLINICAL EXPERIENCE TIME LOG SHEET

Student Name:

Number of Clinical Hours needed:

Clinical Day	Date	Clinical Area (e.g., ICU, Rehab)	Hours on duty	Preceptor Comments List of Job Tasks Completed w/initials
1				
2				
3				
4				
5				
6				
7				
8				
9				
10				
11				
12				
13				
14				
15				
16				
17				
18				
19				
20				

Total hours completed: _____

Preceptor Name(s):

Clinical Site(s):

SERVICE -LEARNING NEEDS ASSESSMENT AND INITIAL RESEARCH

Name of student or group (if a group project, complete the Service- Learning Group Project Student List form):

CTE Course:

Teacher:

Provide a written description of the project. Include a clear description of how the project will address a community need. Be sure to define project partners, resource needs, and a project timeline.

What is the area of interest?

What is the community need?

What research can inform you about the proposed community need?

How can the need be filled?

Who can help?

What resources are necessary to complete the project?

Are there special considerations related to this project?

SERVICE- LEARNING PROJECT PLANNING WORKSHEET

Project title:

What are the objectives for the project?

Where and when will work on the project take place?

Who will be the primary contact person for the project?

Who are the project planning team members?

In addition to the team members above, which students are involved in the project?

What supervision will be in place during the project?

What commitments are community partners making to the project, if applicable?

Who can provide resources to this project?

What funding could you pursue for this project, if necessary?

What transportation arrangements need to be made?

SERVICE- LEARNING PROJECT TASKS AND TIMELINES

<u>Task</u>	<u>Materials Needed</u>	<u>Deadline</u>

SERVICE- LEARNING PROJECT PARTNER EVALUATION

Basic Information

Name of Project Partner:

Project Partner Contact Name (Printed)

Project Partner Contact Signature:

Student Evaluation

Student/Group Name:

How effectively did the student communicate and coordinate throughout the project?

How well did the student exhibit professionalism and courtesy?

What did the student do well?

How might the student improve?

Project Evaluation

Name and dates of the project:

What need(s) in the community did the project aim to address?

How effectively was this goal communicated?

To what extent were the project goals met?

How did the project ultimately benefit the community?

What are the overall results of the project?

Additional Information

Note any other necessary information related to this project.

If this was a group project, list any student(s) who did not contribute to the project satisfactorily.

MENTORSHIP INDEPENDENT- STUDY PROJECT TEMPLATE

School divisions may have students complete an independent study project for mentorships of at least 140 hours (0.5 extra credit toward graduation). **Note that the project is not a report of what the mentor does; it is research in the mentor's profession.**

Preparing for Mentorship Independent Study Project

- The student should keep a journal of all meetings with the mentor and a record of all work, research, and activities related to the mentorship, including those undertaken outside of the class. The dates and information should be accurately recorded.
- Journals should be typewritten.
- Each journal entry should include two elements:
 - A description of the meeting or activity
 - A reflection (i.e., insights, relation to student's goal)
- Time/hours can be recorded using the CTE HQWBL Time Log and Wage Calculator Template that can be obtained from your Secondary Workforce Development Specialist. Enter \$0 if no payment is to be submitted.
- Journals may be assessed using the suggested rubric below.

<u>Criteria</u>	<u>Excellent (5 points)</u>	<u>Good (3 points)</u>	<u>Poor (1 point)</u>
<u>Organization of ideas</u>	<u>Descriptions were written clearly and precisely.</u>	<u>Descriptions were written with some clarity.</u>	<u>Descriptions were unclear and imprecise.</u>
<u>Evaluation and analysis</u>	<u>Journal reflection demonstrates insight into the activities through analysis and self-evaluation.</u>	<u>Journal reflection shows some insight and some analysis and self-evaluation.</u>	<u>Journal reflection has no connection to the activities and does not include analysis or self-evaluation.</u>
<u>Use of language</u>	<u>There are no errors in grammar or spelling. Journal format (font/size) is appropriate.</u>	<u>There are minor errors in grammar or spelling. Journal format is appropriate.</u>	<u>There are numerous grammar and spelling errors. The journal is not in the appropriate format.</u>

-Components

- The student should include his/her learning objectives, a description of activities undertaken, and how those activities help achieve the objectives.
- The student should be able to describe the advantages and disadvantages of the career explored, including how it affects one's lifestyle and the personal satisfaction that can be derived from such a career.
- The student should be able to describe personal characteristics, habits, and attitudes that are desirable for success in the field.
- The student should be able to evaluate him/herself in terms of suitability for the field chosen.

Presentation

- The student may end the mentorship with an oral presentation of the results of his/her independent study project.
- The presentation can be assessed using a CTE WBL designee-created rubric.

ENTREPRENEURSHIP BUSINESS PLAN TEMPLATE

A business plan should include the following information and answer the questions, as applicable. This template is meant only as a guide. The student can format the business plan to suit the business and/or CTE WBL designee requirements.

<u>Student Name:</u>	<u>Business Name:</u>
<u>Product(s) or Service(s):</u>	<u>Field/industry:</u>

1. Product(s) and/or service(s) offered summary
 - o What is the product or service?
 - o How does it work?
2. Target market description
 - o Who are the customers or desired customers?
 - o Why would they need or want this product or service?
3. Competition description
 - o What similar products or services already exist?
 - o What is their market share?
 - o What sets my product or service apart from the competition?
4. Manufacturing and development
 - o How is the product or service developed?
 - o What are the labor requirements, cost, and time frame for development?
5. Marketing strategy
 - o How much is charged for the product or service?
 - o How will potential customers become aware of the product or service?
 - o What publicity tools, materials, and media will be used?
 - o Why would current customers continue to be patrons of the product or service?
 - o Where will the product be sold?
6. Team
 - o What is the structure of the organization?
 - o Who are the members of my team and their roles?
 - o What kind of training does each team member undergo and for how long?
7. Customer Service
 - o How can customers reach management for comments and complaints?
 - o How are customer complaints handled?
 - o What kind of training is provided to the team in relating to customers?
8. Finances
 - o What are the fixed and variable costs of operating the business?
 - o How much money is needed to start the business?
 - o At what point does the business expect to break even and begin to make a profit?
 - o Attach financial statements.

The student should include a copy of the business license, if applicable with the business plan.

CAREER AND TECHNICAL EDUCATION

Commented [A17]: Replace this section page with the 2024-2025 section page (below).

High-Quality Work-Based Learning Guide ~~2023-2024~~ 2024-2025

APPENDIX C – Apprenticeship Form

Education/Training Agreement – Youth Registered Apprenticeship
(YRA)

Commented [A18]: Addition of new logo; will be moved into alignment with text

CAREER AND TECHNICAL EDUCATION

High-Quality Work-Based Learning Guide 2024-2025

APPENDIX C – Clinical Forms

Clinical Experience Participation Form for Employers

Clinical Experience Application Form for Students

Clinical Experience Parental Consent Form

Non-Employee Personnel Health Clearance

Clinical Experience Time Log Sheet

Clinical Experience Evaluation for Employers

Clinical Affiliation Agreement

TR-05 EMT Clinical Training Record

TR-07 BLS Student Permission Form

Pharmacy Clinical Affiliation Agreement

Pharmacy Clinical Experience Time Log Sheet



Virginia Department of Labor and Industry Workforce Development and Advancement

Education/Training Agreement: Virginia Youth Registered Apprenticeship

A fully signed copy of this Agreement is effective immediately. The agreement must be on file with the Employer and School when the student begins working. DOLI The Virginia Department of Workforce Development and Advancement should receive a copy within 30 days of the student's start date.

This agreement is between _____ (Youth Apprentice) and _____ (Sponsor/Employer).

The undersigned parties agree to enter into a Youth Registered Apprenticeship for the purpose of educating the student named above as a student learner in the industry area and occupation of:

_____ (Industry)

and _____ (Occupation).

Starting wage for the youth apprentice will be \$ _____ (minimum wage or higher) per hour. Grade level: _____

The apprenticeship will begin on (Month / Day / Year) _____ School Name: _____

Assurances – The undersigned parties agree to comply with the following:

- A. No individual shall be excluded from participation in, denied the benefits of, subjected to discrimination under, or denied employment in the administration of or in connection with any youth apprenticeship program on the basis of the person's race, color religion, national origin, sex, childbirth, or related medical conditions, age, marital status, or disability.
- B. Youth apprentices will be provided with adequate and safe equipment and a safe healthful workplace in conformity with all health and safety standards of Federal and State law.
- C. To comply with Child Labor laws, youth apprentices shall not work in a company where a strike or lockout is in an active progress.
- D. The youth apprenticeship program will not impair existing contracts for services or collective bargaining agreements. Any youth apprenticeship program that would be inconsistent with the terms of a collective bargaining agreement shall be approved only with the written concurrence of the labor organization and employer involved.
- E. Student records released pursuant to this agreement will not be further disclosed without prior written consent of the youth apprentice and/or the parent or guardian.
- F. Youth apprentices will not displace any currently employed worker (including a partial displacement, such as a reduction in the hours of non-overtime work, wages, or employment benefits).
- G. An employer will not hire a youth apprentice when:

H. Any other individual is on temporary layoff, with the clear possibility of recall, from the same or any substantially equivalent jobs, or the employer has terminated the employment of any regular employee or otherwise reduced its work force with the intention of filling the vacancy so created with a youth apprentice.

The Youth Registered Apprentice agrees to:

- A. Maintain the academic and attendance requirements required by the youth registered apprenticeship;
- B. Observe company rules and other requirements identified by the employer;
- C. Participate in progress reviews scheduled with mentors, school personnel and parent(s) or guardian(s); and
- D. Comply with the items stated in the Assurance section above.

Youth Registered Apprentice

Revised: January 2011, 20234	Signature:	Date Signed:
Email Address:	Telephone Number:	Date of Birth:

The Youth Apprentice's Parent or Guardian agrees to:

- A. Assist the youth apprentice in meeting the academic and attendance requirements of the program;
- B. Ensure transportation to and from the work site is provided;
- C. Participate in progress reviews scheduled with mentors, school personnel and the youth apprentice;
- D. Comply with the items stated in the Assurances section above; and

Parent or Guardian:

Printed (Typed) Name:	Signature:	Date Signed:
Email Address:	Telephone Number:	

The Employer agrees to:

- A. Provide a work-based learning experience for the length of the agreement (or as specific);
- B. Pay the youth apprentice for all work performed during the program at no less than minimum wage;
- C. Provide worker's compensation for the youth apprentice for all hours worked;
- D. Instruct the youth apprentice in the required competencies provided for this program;
- E. Comply with all applicable state and federal child labor laws;
- F. Ensure that any work performed in occupations declared hazardous shall be under the direct and close supervision of a qualified an experienced person;
- G. Ensure that the work of any student learner in the occupations declared hazardous are incidental to his/her training, shall be intermittent and only for short periods of time;
- H. Ensure that safety instruction will be provided;
- I. Authorize the mentor to attend training related to the program;
- J. Authorize the mentor to participate in progress reviews scheduled with the youth apprentice, the youth apprentice's parent or guardian, and school personnel; and
- K. Comply with the items stated in the Assurances section above.

Employer Representative:

Printed (Typed) Name:	Signature:	Date Signed:
Street Address	City	State
		Zip Code
Email Address:	Telephone Number:	

The School Division agrees to:

- A. Participate in progress reviews scheduled with mentors, the youth apprentice, and youth apprentice's parent or guardian;
- B. Provide safety instruction for work considered hazardous under child labor laws; and
- C. Comply with the items stated in the Assurances section above.

School Principal (or designee):

Printed (Typed) Name:	Signature:	Date Signed:
Title	Telephone Number:	Email Address

CLINICAL EXPERIENCE PARTICIPATION FORM FOR EMPLOYERS

PART ONE

Students must be supervised at all times. Supervisors will be responsible for student assignments, including monthly job shadowing.

Department:

Primary Supervisor:

Secondary Supervisor:

Number of students requested for the area:

Location:

Contact information:

Contact information:

Location:

If requesting students for several areas within your department, please designate a lead for each area and include information for all supervisors, department areas, locations, extensions, and business hours.

PART TWO (Department specific)

Please attach a departmental student job description for each position requested. The Director of Recruitment and Workforce Planning and Program Coordinator will review all job descriptions.

Department:

Department/ system:

What skills (e.g., word processing or spreadsheet skills, working with patients, customer service) will the student need as part of the assignment and/or the situations they will be exposed to?

CLINICAL EXPERIENCE APPLICATION FORM FOR STUDENTS

Note: In order for your application to be processed, you must include your 10- or 20-week report card and two letters of recommendation from an academic teacher.

Applicant Information

Student Name: _____ Date of Birth: _____

Student Address: _____ Date of Application: _____

Home Phone: _____ Cell Phone: _____

Email Address: _____ Social Security No.: _____

Counselor's Name: _____ Year Level: _____

Semester School Schedule

<u>Course</u>	<u>Teacher</u>	<u>Room No.</u>

Additional Information

Please list the different health ~~or~~and medical careers in which you are interested.

Explain why and how participating in the CTE HQWBL experience will benefit you.

Do you have relatives/friends who work in the healthcare profession/this healthcare facility?

List any volunteer or part-time work experience that you have had or currently have.

Please list all computer programs you are comfortable using.

Have you taken computer classes in school?

Which ones?

What is your typing speed?

Please name other related skills you have.

In addition to English, in which language/s are you fluent?

I have read the requirements and understand that the health careers program is a partnership between (health-care facility) and (high school) and that the program takes the place of (class period).

Student Signature: _____ Date: _____

Parent/Guardian Signature: _____ Date: _____

Parent/Guardian Name: _____

Parent/Guardian Phone Number: _____

CLINICAL EXPERIENCE PARENTAL/GUARDIAN CONSENT FORM

Enrollment consent: I consent to the enrollment of my child during his/her (period of school day) at (nName of hHigh sSchool) in the (nName of pProgram).

Student Information

Student Name: _____ Home Phone: _____

Address: _____

Permissions

Field Trips

I am allowing my son/daughter to participate in tours while participating in this program.

Photo Release

I am allowing my son/daughter to be photographed for promotional and educational purposes.

Emergency Contact

In the event that I cannot be reached, I am designating another emergency contact person whom the school may contact and to whom my son/daughter may be released.

Name of Emergency Contact: _____ Phone Number: _____

Address: _____ Relationship to student: _____

Name of Parent/Guardian: _____ Phone Number(/s): _____

Parent/Guardian Home Address: _____

Parent/Guardian Office Address: _____

Signature: _____ Date: _____

NON-EMPLOYEE PERSONNEL HEALTH CLEARANCE

Student Name:

Address:

Date of Birth:

Supervisor/Contact Person:

Phone Number:

Department:

HEALTH REQUIREMENTS

IMPORTANT: Please provide written documentation for each requirement listed below.

TUBERCULIN SKIN TEST (TST – PPD)

Candidates over the age of 21 with a history of **negative** tuberculin skin tests will need to provide documentation of two (2) negative TSTs within the previous twelve (12) months. Candidates age 18 and under will need to provide documentation of one (1) negative TST within the previous twelve (12) months. Candidates with a history of **positive** tuberculin skin tests will need to provide a radiology report of a negative chest X-ray taken within the previous twelve (12) months.

PROOF OF IMMUNITY TO MEASLES, MUMPS, AND RUBELLA (MMR)

Candidates will need to provide documentation of receiving two (2) doses of MMR vaccine OR laboratory evidence of immunity (blood test/titre).

CHICKEN POX

Candidates will need to provide documentation of receiving two (2) doses of varicella vaccine OR documentation of laboratory evidence of immunity (blood test/titre).

HEPATITIS B (Only for those candidates who will provide direct patient care)

Candidates will need to provide documentation of receiving three doses of the Hepatitis B vaccine OR laboratory evidence of immunity (blood test/titre).

HEALTH REQUIREMENTS

IMPORTANT: Please provide written documentation for each requirement listed below.

Tdap VACCINE & SEASONAL FLU SHOT

Candidates will need to provide documentation of receiving one (1) dose of the Tdap (Tetanus, Diphtheria, and Pertussis) vaccine as well as documentation of receiving a seasonal influenza shot during influenza season.

I certify that the above information is true and complete to the best of my knowledge.

Signature: _____ Date: _____

CLINICAL EXPERIENCE TIME LOG SHEET

Student Name:

Number of cClinical hHours needed:

<u>Clinical Day</u>	<u>Date</u>	<u>Clinical Area</u> (e.g., ICU, Rehab)	<u>Hours on Duty</u>	<u>Preceptor Comments w/ith initials</u>
<u>1</u>				
<u>2</u>				
<u>3</u>				
<u>4</u>				
<u>5</u>				
<u>6</u>				
<u>7</u>				
<u>8</u>				
<u>9</u>				
<u>10</u>				
<u>11</u>				
<u>12</u>				
<u>13</u>				
<u>14</u>				
<u>15</u>				

<u>Clinical Day</u>	<u>Date</u>	<u>Clinical Area</u> (e.g., ICU, Rehab)	<u>Hours on Duty</u>	<u>Preceptor Comments w/ith initials</u>
<u>16</u>				
<u>17</u>				
<u>18</u>				
<u>19</u>				
<u>20</u>				

Total hours completed: _____

Preceptor Name(s):

Clinical Site(s):

CLINICAL EXPERIENCE EVALUATION FOR EMPLOYERS

<u>Student Name:</u>	<u>Evaluator Name:</u>	<u>Deadline for this form:</u>
----------------------	------------------------	--------------------------------

Please rate the student in each of the following areas.

<u>Accuracy of Work</u> <input type="checkbox"/> Careless, makes many errors <input type="checkbox"/> Work must frequently be redone <input type="checkbox"/> Work is usually passable <input type="checkbox"/> Careful, makes few errors <input type="checkbox"/> Consistently accurate	<u>Care of Working Area</u> <input type="checkbox"/> Always untidy <input type="checkbox"/> Not very clean and tidy <input type="checkbox"/> Reasonably clean and orderly <input type="checkbox"/> Very clean and tidy <input type="checkbox"/> Exceptionally clean and orderly	<u>Use of Equipment/Maintenance</u> <input type="checkbox"/> Rough and wasteful <input type="checkbox"/> Sometimes careless <input type="checkbox"/> Exercises adequate care <input type="checkbox"/> Careful and economical <input type="checkbox"/> Very careful and economical
<u>Speed in Performing Duties</u> <input type="checkbox"/> Very slow <input type="checkbox"/> Slow <input type="checkbox"/> Adequate <input type="checkbox"/> Fast <input type="checkbox"/> Exceptionally fast	<u>Attendance</u> <input type="checkbox"/> Infrequent and sporadic <input type="checkbox"/> Absent often <input type="checkbox"/> Absent occasionally <input type="checkbox"/> Seldom absent <input type="checkbox"/> Never absent	<u>Use of Working Time</u> <input type="checkbox"/> Very wasteful <input type="checkbox"/> Wastes time occasionally <input type="checkbox"/> Usually keeps busy <input type="checkbox"/> Always busy <input type="checkbox"/> Busy and productive
<u>Job Learning Application</u> <input type="checkbox"/> Little or no learning <input type="checkbox"/> Learns with difficulty <input type="checkbox"/> Adequate <input type="checkbox"/> Learns with ease <input type="checkbox"/> Exceptional ability	<u>Reliability</u> <input type="checkbox"/> Unreliable <input type="checkbox"/> Somewhat dependable <input type="checkbox"/> Dependable and conscientious <input type="checkbox"/> Exceptionally dependable and conscientious	<u>Initiative</u> <input type="checkbox"/> Doesn't exhibit any <input type="checkbox"/> Waits for others to get started <input type="checkbox"/> Sometimes initiates <input type="checkbox"/> Needs little direction <input type="checkbox"/> Self-motivated or creative
<u>Attitude Toward Superiors</u> <input type="checkbox"/> Disrespectful or resentful <input type="checkbox"/> Poor or no interaction <input type="checkbox"/> Cooperates when asked <input type="checkbox"/> Cooperates willingly <input type="checkbox"/> Very respectful or helpful	<u>Punctuality</u> <input type="checkbox"/> Frequently late <input type="checkbox"/> Often late <input type="checkbox"/> Late occasionally <input type="checkbox"/> Seldom late <input type="checkbox"/> Never late	<u>Attitude Toward Job and Training</u> <input type="checkbox"/> Disinterested in job and training <input type="checkbox"/> Accepts training with reservations <input type="checkbox"/> Shows varied degree of motivation <input type="checkbox"/> Interested and well-motivated <input type="checkbox"/> Exceptionally interested and motivated
<u>Attitude Toward Coworkers</u> <input type="checkbox"/> Does not get along <input type="checkbox"/> Poor or no interaction <input type="checkbox"/> Gets along satisfactorily <input type="checkbox"/> Works well with others <input type="checkbox"/> Excellent relationships	<u>Safety</u> <input type="checkbox"/> Ignores safety rules <input type="checkbox"/> Often careless <input type="checkbox"/> Takes average precautions <input type="checkbox"/> Safety conscious <input type="checkbox"/> Very safety conscious	<u>Personal Appearance</u> <input type="checkbox"/> Improperly dressed for the job <input type="checkbox"/> Often untidy <input type="checkbox"/> Acceptable dress and grooming <input type="checkbox"/> Neat, well-groomed, and in good taste <input type="checkbox"/> Exceptionally well-groomed and in good taste

What is your overall assessment of the student?

CLINICAL AFFILIATION AGREEMENT

(SAMPLE)

This document is a sample of information to consider when drafting your clinical contracts. Realize there maybe variations in items such as whether students are responsible for criminal background checks, drug screens, immunizations, or lab fees.

THIS AGREEMENT, _____ by and between _____, benefit of, hereinafter referred to as "INSTITUTION", and (AFFILIATE), hereinafter referred to as "AFFILIATE".

WITNESSETH:

WHEREAS, it is to the mutual benefit of the parties to provide clinical experience for students enrolled in certain programs of the Institution, the parties have agreed to the terms and provisions set forth below:

- I. **Purpose:** The purpose of this Agreement shall be to provide clinical experience to students enrolled in the _____ program of the Institution.
 - A. _____ Consideration for this Agreement shall consist of the mutual promises contained herein, the parties agreeing that monetary compensation shall neither be expected nor received by either party.
 - B. _____ The clinical experience shall be provided at the Affiliate's facility located at (Show complete address and zip code) hereinafter referred to as "FACILITY".
 - C. _____ The specific services to be provided students is described as follows: (Detailed description of specific services, including, but not limited to, activities to be required of students and special services/physical facilities available to students.)
- II. **Terms and Conditions:** Pursuant to the above-stated purpose, the parties agree as follows:
 - A. **Term:**
 1. _____ The term and effective date of this Agreement shall be from _____ to _____ with an option to renew on a year-to-year basis, but not to exceed an aggregate total of sixty (60) months.
 2. _____ Renewals of this Agreement may become effective with agreement of both parties provided no substantial changes are made to the original agreement.

3. Either party may terminate this Agreement upon giving _____ day's written notice to the other party. Such termination shall have no effect on students currently receiving clinical experience.

B. Placement of Students: The Institution will place an appropriate number of students at the Facility each academic term. The Institution shall notify the Affiliate at least _____ days prior to the beginning of each academic term of the number of students it desires to place at the Facility for such term.

C. Discipline: While enrolled in clinical experience at the Facility, students (and faculty, if applicable) will be subject to applicable policies of the Institution and the Affiliate. Each party will be responsible for enforcing all applicable policies including that of the other party. Students shall be dismissed from participation in the clinical experience only after the appropriate disciplinary policies and procedures of the Institution have been followed; however, the Affiliate may immediately remove from the premises any student who poses an immediate threat or danger.

D. Institution Specific Responsibilities: The following duties shall be the specific responsibilities of the Institution:

1. Selection of students to be placed at the Facility.
2. Provide orientation to the Facility for students beginning clinical experience.
3. Scheduling training activities for students.
4. Supervising students at all times while present at this Facility for clinical experience.
5. Evaluate the performance of individual students as appropriate.
6. Provide health records of students (and faculty, if applicable) upon request by the Affiliate.
7. Establish a procedure for notifying the Affiliate if a student (or faculty, if applicable) is/are unable for any reason to report for clinical training.
8. Require written evidence of professional liability insurance coverage from individual students (and faculty, if applicable) participating in the clinical experience. The minimum amount of coverage per individual shall be _____. The coverage shall extend through the term of the student's participation.

E. Affiliate Specific Responsibilities: The following duties shall be the specific responsibilities of the Affiliate:

1. Retain complete responsibility for patient care providing adequate supervision of students (and faculty, if applicable) at all times.
2. Maintain a sufficient level of staff employees to carry out regular duties. Students will not be expected nor allowed to perform services in lieu of staff employees.
3. Provide emergency medical treatment to students (and faculty, if applicable) if needed for illness or injuries suffered during clinical experience. Such treatment shall be at the expense of the individual treated.
4. Maintain all applicable accreditation requirements and certify such compliance to the Institution or other entity as requested by the Institution. The Affiliate shall also permit authorities responsible for accreditation of the Institution's curriculum to inspect the Affiliate's clinical facilities and services as necessary.

F. Mutual Responsibilities: The parties shall cooperate to fulfill the following mutual responsibilities:

1. Each party shall comply with all Federal, State, and Municipal laws, advice, rules and regulations, which are applicable to the performance of this Agreement.
2. Students shall be treated as trainees who have no expectation of receiving compensation or future employment from the Affiliate or the Institution.
3. Any courtesy appointments to faculty or staff by either the Institution or the Affiliate shall be without entitlement of the individual to compensation or benefits from the appointing party.
4. The parties agree to comply with Title VI and VII of the Civil Rights Act of 1964, Title IX of the Education Amendments of 1972, and Section 504 of the Rehabilitation Act of 1973, Executive Order 11,246 and the related regulations to each. Each party assures that it will not discriminate against any individual including, but not limited to, employees or applicants for employment and/or students, because of race, religion, creed, color, sex, age, disability, Veteran status, or national origin.

5. The parties also agree to take affirmative action to ensure that applicants are employed and that employees are treated during the employment without regard to their race, religion, creed, color, sex, disability, Veteran status, or national origin. Such action shall include, but not be limited by the following: -Employment, upgrading, demotion or transfer, recruitment or recruitment advertising, layoff or termination, rates of pay or other forms of compensation, and selection available to employees and applicants for employment.
6. The confidentiality of patient records and student records shall be maintained at all times.
7. Background Checks (Optional): If criminal background checks of students are required by the Affiliate, the Institution shall notify students of this requirement prior to enrollment in the program or as soon as the requirement is known. Students will be informed by the Institution that the check must be completed within the 90-day period immediately prior to the student's initial clinical placement. It shall be the student's responsibility to make timely arrangements for the background check and to pay all costs associated with such checks.

If criminal background checks are required for Institutional faculty or staff, it shall be the Institution's responsibility to arrange for the background check, to pay all costs associated with such checks and to provide the results to the Affiliate.

It shall be the responsibility of Affiliate to set the eligibility standards for participation and to evaluate the results of the background checks. If Affiliate determines that a student or faculty/staff member shall not participate at its facility, Affiliate shall so notify that individual and the Institution. Institution shall take steps to ensure that this individual does not participate in the clinical program at the Affiliate.

If an Institutional faculty/staff member is also an employee of Affiliate or is an employee at another hospital, health care facility or health care organization, Affiliate will allow the faculty/staff member to provide on-site supervision and instruction for its clinical program without the necessity of undergoing an additional background check.

Recognizing that students enrolled in the program at Institution will potentially participate in multiple clinical placements at multiple facilities, Affiliate agrees to accept the results of the background check done prior to the student's initial clinical placement if the student maintains continuous enrollment in the health care program and if the results of the background check are archived by the background check agency.

Institution shall inform students or faculty/staff members excluded from clinical placement on the basis of a criminal background check of any review or appeal process available pursuant to the Fair Credit Reporting Act or any other law or policy, if any.

G. Miscellaneous Terms: The following terms shall apply in the interpretation and performance of this Agreement:

1. Neither party shall require indemnification by the other. Each shall be responsible for personal injury or property damage or loss except that resulting from its own negligence or the negligence of its employees or others for whom the party is legally responsible.
2. The delay or failure of performance by either party shall not constitute default under the terms of this Agreement, nor shall it give rise to any claims against either party for damages. The sole remedy for breach of this Agreement shall be immediate termination.
3. This Agreement shall in no way be interpreted as creating an agency or employment relationship between the parties.
4. HIPAA Requirements: To the extent required by federal law, the parties agree to comply with the Health Insurance Portability and Accountability Act of 1996, as codified at 42 U.S.C. Section 1320d ("HIPAA") and any current and future regulations promulgated thereunder, including with limitation, the federal privacy regulations, the federal security standards, and the federal standards for electronic transactions, all collectively referred to herein as "HIPAA Requirements". The parties agree not to use or further disclose any Protected Health Information or Identifiable Health Information, other than as permitted by HIPAA Requirements and the terms of this Agreement.
5. Each party will make its internal practices, books, and records relating to the use and disclosure of Protected Health Information available to the Secretary of Health and Human Services to the extent required for determining compliance with the fFederal pPrivacy rRegulations.

6. _____ is the Coordinator for the Institution and can be reached at
tel: _____, fax: _____ or email: _____.

7. _____ is the Coordinator for the Affiliate and can be reached at
-tel: - _____, fax: _____ or email: _____.

8. _____ This Agreement is not effective until approved by the President.

IN WITNESS WHEREOF, the parties have by their duly authorized representatives set forth their signature:

(TYPE AFFILIATE / AGENCY NAME HERE)

By:

Print name here: _____ Title: _____ Date: _____

By Designee:

Print name here: _____ Title: _____ Date: _____



EMT Clinical Training Record

STUDENT INFORMATION:

Student's Name: _____ Cert #: _____

Instructor's Name: _____

SUMMARY OF CLINICAL ROTATIONS:

	Name of Clinical Site/Setting*	Date	Time	Preceptor's Signature
1				
2				
3				
4				
5				
6				
7				
8				
9				
10				

Commented [A19]: Verify rows are consistent height in this table.

***Students conducting live patient assessments need to complete a form TR-05A for each patient listed above. This form contains the minimum data needed on each live patient.**

All students completing Emergency Medical Technician course must:

- Perform 10 patient assessments:
 - A minimum five of these patient assessments must be performed on live patients. These should be performed on an ambulance or in an emergency department or may be completed in a clinic, nursing home, doctor's office, etc.
 - No more than five of the required 10 patient assessments may be performed on standardized programmed patients or advanced simulation mannequins.
- Students should observe emergency department operations for a period of time sufficient to gain an appreciation for the continuum of care.



EMT Clinical Training Record

STANDARDIZED PROGRAMMED PATIENTS:

If the training site makes use of the Standardized Programmed Patient option, the following chart must be completed for each programmed patient contact. No more than five (5) of the required 10 patient assessments may be performed on standardized programmed patients or advanced simulation mannequins.

	<u>Location of Scenario Session</u>	<u>Date</u>	<u>Time</u>	<u>EMT Instructor's Signature</u>
<u>1</u>				
<u>2</u>				
<u>3</u>				
<u>4</u>				
<u>5</u>				

A. Standardized Program Patients is defined as:

1. The use of individuals trained to portray the roles of patients, family members or others to allow students to practice physical exam skills, history taking skills, communication skills and other exercises.

a. Experiential Learning with a Standardized Patient

i. Standardized Patient (SP) is a person carefully recruited and trained to take on the characteristics of a real patient thereby affording the student an opportunity to learn and to be evaluated on learned skills in a simulated clinical environment.

(a) During an interaction with a student the SP may:

(b) present case history in response to questioning by the student

(c) undergo a limited physical examination at the student's direction

(d) assist students in developing their communication and clinical skills

(e) assist students in working through difficult emotional situations in a safe environment

B. Advanced Simulation Manikins are defined as:

1. A realistic interactive training manikin for simulating a wide range of advanced life saving skills in medical emergencies.

a. Please see TPAM Policy T-555 for more details on minimum specs for Advanced Simulation Manikins.

Signatures:

Student Signature: _____ Instructor's Signature: _____

Date: _____ Date: _____



Student Permission Form for BLS Students Less than 18

Dear Parent/Legal Guardian:

Your daughter/son has expressed an interest in being certified as an Emergency Medical Services Provider. The Office of Emergency Medical Services, Virginia Department of Health requests that you take a moment to review this letter. If you have any concerns, please discuss them with your daughter/son, the EMT instructor, or someone at the Office of Emergency Medical Services. (1-800-523-6019)

The Emergency Medical Services (EMS) Basic Life Support (BLS) Course is a program which trains people to assist injured or ill individuals outside the confines of a hospital. The curriculum used in Virginia is a nationally recognized program developed by the U.S. Department of Transportation.

The curriculum requires a minimum of number of hours of classroom instruction and for Emergency Medical Technician programs an additional 10 hours of clinical experience either by hospital emergency department observation, or a ride-a-long on an ambulance. Following successful completion of a State approved course, the student is allowed to take the State Certification Examination. Passing both the written and practical aspects of the State examination certifies the student to perform the duties of an EMS provider.

Because of the responsibilities placed on an EMS provider, the State of Virginia requires that anyone less than eighteen (18) years of age must have permission from their parent or legal guardian to become certified as an EMS provider in Virginia. The individual must be at least sixteen (16) years of age before the course starts to enroll in an EMS program.

To participate in the delivery of health care can be a very rewarding experience. However, the responsibilities of an EMS provider are great and at times extremely stressful. The balance of a patient's life may rest with the actions taken by the provider. The consequences of such situations can be positive; but can also be a source of frustration, guilt, and emotional distress. Physical injury is also a very real possibility.

EMS providers are at a greater risk of exposure to infectious diseases, hazardous environments, and violent behaviors. Emergency Medical Services' training programs provide information on how to protect oneself when dealing with these hazards. However, the nature of EMS activities tends to place EMS providers in dangerous situations where the maturity and experience to deal with critical decisions is of the most importance.

APPLICANT/STUDENT INFORMATION:

Name Last Name First Name MI

Mailing Address Number, Street, Apt. City State Zip +4

E-mail Address (over)

Virginia Office of Emergency Medical Services EMS.TR.07
1041 Technology Park Drive Revised January 2019
Glen Allen, VA 23059
804-888-9120
http://www.vdh.virginia.gov/emergency-medical-services/ Page 1 of 2



Student Permission Form for BLS Students Less than 18

PARENTAL ACKNOWLEDGMENT:

By signing this document, you agree that your daughter/son has the capabilities of managing these mature matters. The Office of Emergency Medical Services welcomes all interested individuals to participate as an informed member in this very rewarding activity.

I have reviewed this letter and discussed with my daughter/son the activities associated with being an EMS provider. Having no further questions, I consider to possess the necessary maturity to perform the duties of an Emergency Medical Services Provider and authorize their enrollment in this **EMERGENCY MEDICAL RESPONDER** or **EMERGENCY MEDICAL TECHNICIAN** course.

Signature

Date

Relationship to Applicant: _____

This letter must be presented to the EMT Instructor who will keep it on file with the records for the Emergency Medical Services program the above applicant has enrolled. This letter must be returned to the EMT instructor within one week after receipt by the student in order to remain in the course.

Virginia Office of Emergency Medical Services

1041 Technology Park Drive

Glen Allen, VA 23059

804-888-9120

<http://www.vdh.virginia.gov/emergency-medical-services/>

EMS.TR.07

Revised January 2019

Page 2 of 2

PHARMACY CLINICAL AFFILIATION AGREEMENT

(SAMPLE)

This document is a sample of information to use when drafting your clinical contracts. Realize there may be variations in items such as whether students are responsible for drug screens or immunizations.

THIS AGREEMENT, _____ by and between _____, benefit of, hereinafter referred to as "INSTITUTION", and (AFFILIATE), hereinafter referred to as "AFFILIATE".

WITNESSETH:

WHEREAS, it is to the mutual benefit of the parties to provide clinical experience for students enrolled in certain programs of the Institution, the parties have agreed to the terms and provisions set forth below:

I. Purpose: The purpose of this Agreement shall be to provide clinical experience to students enrolled in the Pharmacy Technician program of the Institution.

A. Consideration for this Agreement shall consist of the mutual promises contained herein, the parties agreeing that monetary compensation shall neither be expected nor received by either party.

B. The clinical experience shall be provided at the Affiliate's facility located at *(Show complete address and zip code)* hereinafter referred to as "Facility".

C. The specific services to be provided students is described as follows: *(Detailed description of specific services, including, but not limited to, activities to be required of students and special services/physical facilities available to students.)*

D. Students must be at least 16 years old to participate.

II. Terms and Conditions: Pursuant to the above-stated purpose, the parties agree as follows:

A. Term:

1. The term and effective date of this Agreement shall be from _____ to _____ with an option to renew on a year-to-year basis, but not to exceed an aggregate total of sixty (60) months.
2. Renewals of this Agreement may become effective with agreement of both parties provided no substantial changes are made to the original agreement.
3. Either party may terminate this Agreement upon giving _____ day's written notice to the other party. Such termination shall have no effect on students currently receiving clinical experience.

B. Placement of Students: The Institution will place an appropriate number of students at the Facility each academic term. The Institution shall notify the Affiliate at least _____ days prior to the beginning of each academic term of the number of students it desires to place at the Facility for such term.

C. Discipline: While enrolled in clinical experience at the Facility, students (and faculty, if applicable) will be subject to applicable policies of the Institution and the Affiliate. Each party will be responsible for enforcing all applicable policies including that of the other party. Students shall be dismissed from participation in the clinical experience only after the appropriate disciplinary policies and procedures of the Institution have been followed; however, the Affiliate may immediately remove from the premises any student who poses an immediate threat or danger.

D. Institution Specific Responsibilities: The following duties shall be the specific responsibilities of the Institution:

1. Selection of students to be placed at the Facility.
2. Provide orientation to the Facility for students beginning clinical experience.
3. Scheduling training activities for students.
4. Supervising students at all times while present at this Facility for clinical experience.
5. Evaluate the performance of individual students as appropriate.
6. Provide health records of students (and faculty, if applicable) upon request by the Affiliate.
7. Establish a procedure for notifying the Affiliate if a student (or faculty, if applicable) is/are unable for any reason to report for clinical training.
8. Require written evidence of professional liability insurance coverage from individual students (and faculty, if applicable) participating in the clinical experience. The minimum amount of coverage per individual shall be _____. The coverage shall extend through the term of the student's participation.
9. The Institution shall inform the Clinical Coordinator of any Pharmacy Technician I or II student under the age of 18 who has committed any felonious conduct involving alcohol, marijuana, a controlled substance, imitation controlled substance, or an anabolic steroid (reporting non-felony offenses involving these are subject to the principal's discretion). Va. Code § 22.1-279.3:1(A)(iii). The Institution shall immediately remove the student from any Clinical Experience at the Affiliate.

E. Affiliate Specific Responsibilities: The following duties shall be the specific responsibilities of the Affiliate:

1. Retain complete responsibility for patient care providing adequate supervision of students (and faculty, if applicable) at all times.
2. Maintain a sufficient level of staff employees to carry out regular duties. Students will not be expected nor allowed to perform services in lieu of staff employees.
3. Provide emergency medical treatment to students if needed for illness or injuries suffered during clinical experience. Such treatment shall be at the expense of the individual treated.
4. Maintain all applicable accreditation requirements and certify such compliance to the Institution or other entity as requested by the Institution. The Affiliate shall also permit authorities responsible for accreditation of the Institution's curriculum to inspect the Affiliate's clinical facilities and services as necessary.
5. Maintain a copy of this Agreement at the worksite.

6. The Affiliate shall immediately notify the Institution of the results of DHP inspections, including any violations issued, penalties assessed and the terms of any consent orders.
7. The Affiliate shall immediately notify the Institution of drug diversions or drug thefts.

F. Mutual Responsibilities: The parties shall cooperate to fulfill the following mutual responsibilities:

1. Each party shall comply with all Federal, State, and Municipal laws, advice, rules and regulations, which are applicable to the performance of this Agreement.
2. Students shall be treated as trainees who have no expectation of receiving compensation or future employment from the Affiliate or the Institution.
3. Any courtesy appointments to faculty or staff by either the Institution or the Affiliate shall be without entitlement of the individual to compensation or benefits from the appointing party.
4. The parties agree to comply with Title VI and VII of the Civil Rights Act of 1964, Title IX of the Education Amendments of 1972, and Section 504 of the Rehabilitation Act of 1973, Executive Order 11,246 and the related regulations to each. Each party assures that it will not discriminate against any individual including, but not limited to, employees or applicants for employment and/or students, because of race, religion, creed, color, sex, age, disability, Veteran status, or national origin.
5. The parties also agree to take affirmative action to ensure that applicants are employed and that employees are treated during the employment without regard to their race, religion, creed, color, sex, disability, Veteran status, or national origin. Such action shall

include, but not be limited by the following: Employment, upgrading, demotion or transfer, recruitment or recruitment advertising, layoff or termination, rates of pay or other forms of compensation, and selection available to employees and applicants for employment.

6. The confidentiality of patient records and student records shall be maintained at all times.

7. Background Checks: Criminal background checks of students are required. The Institution shall notify students of this requirement prior to enrollment in the program or if already enrolled, as soon as possible thereafter. Students will be informed by the Institution that the check must be completed within the 90-day period immediately prior to the student's initial clinical placement. It shall be the student's responsibility to make timely arrangements for the background check and to pay all costs associated with such checks.

If criminal background checks are required for Institutional faculty or staff, it shall be the Institution's responsibility to arrange for the background check, to pay all costs associated with such checks and to provide the results to the Affiliate.

It shall be the responsibility of Affiliate to set the eligibility standards for participation and to evaluate the results of the background checks. If Affiliate determines that a student or faculty/staff member shall not participate at its facility, Affiliate shall so notify that individual and the Institution. Institution shall take steps to ensure that this individual does not participate in the clinical program at the Affiliate.

If an Institutional faculty/staff member is also an employee of Affiliate or is an employee at another hospital, health care facility or health care organization, Affiliate will allow the faculty/staff member to provide on-site supervision and instruction for its clinical program without the necessity of undergoing an additional background check.

Recognizing that students enrolled in the program at Institution will potentially participate in multiple clinical placements at multiple facilities, Affiliate agrees to accept the results of the background check done prior to the student's initial clinical placement if the student maintains continuous enrollment in the health care program and if the results of the background check are archived by the background check agency.

Institution shall inform students or faculty/staff members excluded from clinical placement on the basis of a criminal background check of any review or appeal process available pursuant to the Fair Credit Reporting Act or any other law or policy, if any.

8. The parties agree that should DOLI request a copy of this agreement as part of an

inspection, it will be immediately provided by the party it was requested from.

G. Miscellaneous Terms: The following terms shall apply in the interpretation and performance of this Agreement:

1. Neither party shall require indemnification by the other. Each shall be responsible for personal injury or property damage or loss except that resulting from its own negligence or the negligence of its employees or others for whom the party is legally responsible.
2. The delay or failure of performance by either party shall not constitute default under the terms of this Agreement, nor shall it give rise to any claims against either party for damages. The sole remedy for breach of this Agreement shall be immediate termination.
3. This Agreement shall in no way be interpreted as creating an agency or employment relationship between the parties.
4. HIPAA Requirements: To the extent required by federal law, the parties agree to comply with the Health Insurance Portability and Accountability Act of 1996, as codified at 42 U.S.C. Section 1320d ("HIPAA") and any current and future regulations promulgated thereunder, including with limitation, the federal privacy regulations, the federal security standards, and the federal standards for electronic transactions, all collectively referred to herein as "HIPAA Requirements". The parties agree not to use or further disclose any Protected Health Information or Identifiable Health Information, other than as permitted by HIPAA Requirements and the terms of this Agreement.
5. Each party will make its internal practices, books, and records relating to the use and disclosure of Protected Health Information available to the Secretary of Health and Human Services to the extent required for determining compliance with the Federal Privacy Regulations.
6. _____ is the Coordinator for the Institution and can be reached at tel: _____, fax: _____ or email: _____.
7. _____ is the Coordinator for the Affiliate and can be reached at tel: _____, fax: _____ or email: _____.
8. This Agreement is not effective until approved by the President.

IN WITNESS WHEREOF, the parties have by their duly authorized representatives set forth their signature:

(TYPE AFFILIATE / AGENCY NAME HERE)

By:

Print name here: _____ Title: _____ Date: _____

By Designee:

Print name here: _____ Title: _____ Date: _____

PHARMACY CLINICAL EXPERIENCE TIME LOG SHEET

Student Name:

Number of Clinical Hours needed:

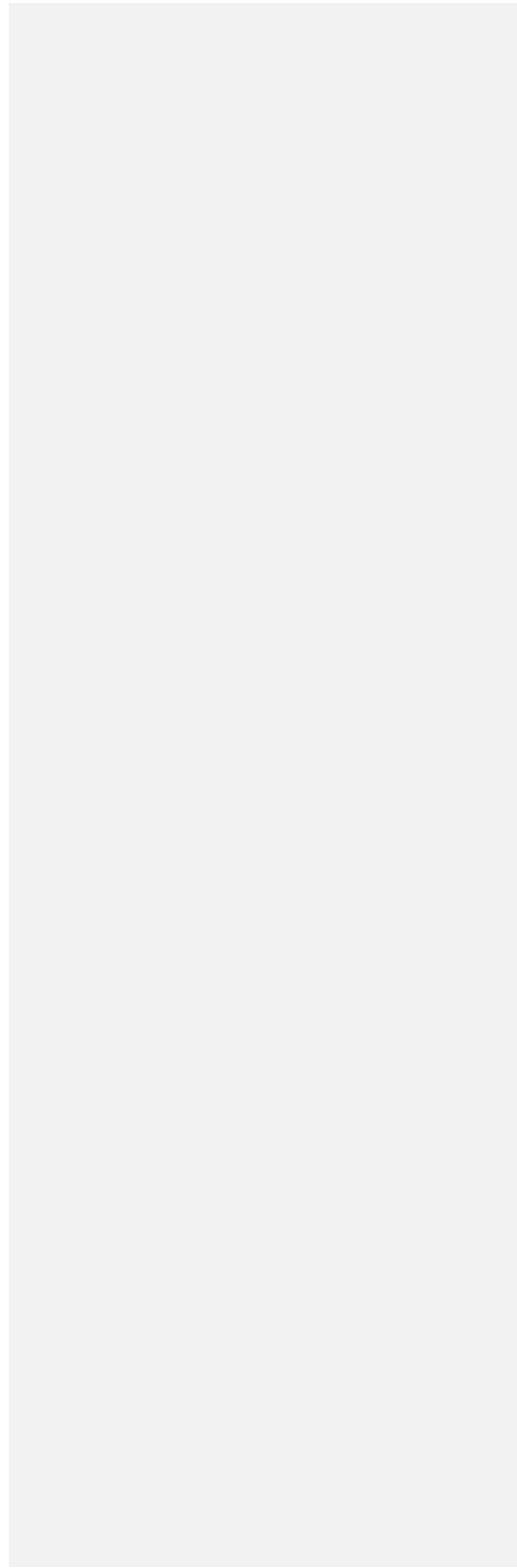
<u>Clinical Day</u>	<u>Date</u>	<u>Clinical Area</u> <u>(e.g., ICU, Rehab)</u>	<u>Hours on</u> <u>duty</u>	<u>Preceptor Comments</u> <u>List of Job Tasks Completed</u> <u>with W /initials</u>
<u>1</u>				
<u>2</u>				
<u>3</u>				
<u>4</u>				
<u>5</u>				
<u>6</u>				
<u>7</u>				
<u>8</u>				
<u>9</u>				
<u>10</u>				
<u>11</u>				
<u>12</u>				
<u>13</u>				
<u>14</u>				
<u>15</u>				
<u>16</u>				
<u>17</u>				
<u>18</u>				
<u>19</u>				
<u>20</u>				

Total hours completed: _____

Preceptor Name(s):

Clinical Site(s):

|



CAREER AND TECHNICAL EDUCATION

Commented [A20]: Replace this section page with the 2024-2025 section page (below).

High-Quality Work-Based Learning Guide 2023-20242024-2025

APPENDIX D – Specific CTE HQWBL Experience Forms

Service-Learning Needs Assessment and Initial Research

Service-Learning Group Project Student List

Service-Learning Project Planning Worksheet

Service-Learning Project Partner Evaluation

Mentorship Independent Study Project Template

Entrepreneurship Business Plan

CAREER AND TECHNICAL EDUCATION

**High-Quality Work-Based Learning Guide
2024-2025**

APPENDIX D – Apprenticeship Form

**Education/Training Agreement – Youth Registered Apprenticeship
(YRA)**



Virginia Department of Workforce Development and Advancement

Education/Training Agreement: Virginia Youth Registered Apprenticeship (YRA)

A fully signed copy of this Agreement is effective immediately. The agreement must be on file with the Employer and School when the student begins working. The Virginia Department of Workforce Development and Advancement should receive a copy within 30 days of the student's start date.

This agreement is between _____ (Youth Apprentice)

and _____ (Sponsor/Employer).

The undersigned parties agree to enter into a Youth Registered Apprenticeship for the purpose of educating the student named above as a student learner in the industry area and occupation of:

_____ (Industry)

and _____ (Occupation).

Starting wage for the youth apprentice will be \$ _____ (minimum wage or higher) per hour. Grade level: _____

The apprenticeship will begin on (Month / Day / Year) _____ School Name: _____

Assurances – The undersigned parties agree to comply with the following:

A. No individual shall be excluded from participation in, denied the benefits of, subjected to discrimination under, or denied employment in the administration of or in connection with any youth apprenticeship program on the basis of the person's race, color religion, national origin, sex, childbirth, or related medical conditions, age, marital status, or disability.

B. Youth apprentices will be provided with adequate and safe equipment and a safe healthful workplace in conformity with all health and safety standards of Federal and State law.

C. To comply with Child Labor laws, youth apprentices shall not work in a company where a strike or lockout is in an active progress.

D. The youth apprenticeship program will not impair existing contracts for services or collective bargaining agreements. Any youth apprenticeship program that would be inconsistent with the terms of a collective bargaining agreement shall be approved only with the written concurrence of the labor organization and employer involved.

E. Student records released pursuant to this agreement will not be further disclosed without prior written consent of the youth apprentice and/or the parent or guardian.

F. Youth apprentices will not displace any currently employed worker (including a partial displacement, such as a reduction in the hours of non-overtime work, wages, or employment benefits).

G. An employer will not hire a youth apprentice when:

H. Any other individual is on temporary layoff, with the clear possibility of recall, from the same or any substantially equivalent jobs, or the employer has terminated the employment of any regular employee or otherwise reduced its work force with the intention of filling the vacancy so created with a youth apprentice.

Revised: January 11, 2024

rentice agrees to:

- A. Maintain the academic and attendance requirements required by the youth registered apprenticeship;
- B. Observe company rules and other requirements identified by the employer;
- C. Participate in progress reviews scheduled with mentors, school personnel and parent(s) or guardian(s); and
- D. Comply with the items stated in the Assurance section above.

Youth Registered Apprentice

Printed (Typed) Name:	Signature:	Date Signed:
Email Address:	Telephone Number:	Date of Birth:

The Youth Apprentice's Parent or Guardian agrees to:

- A. Assist the youth apprentice in meeting the academic and attendance requirements of the program;
- B. Ensure transportation to and from the work site is provided;
- C. Participate in progress reviews scheduled with mentors, school personnel and the youth apprentice;
- D. Comply with the items stated in the Assurances section above; and

Parent or Guardian:

Printed (Typed) Name:	Signature:	Date Signed:
Email Address:	Telephone Number:	

The Employer agrees to:

- A. Provide a work-based learning experience for the length of the agreement (or as specific);
- B. Pay the youth apprentice for all work performed during the program at no less than minimum wage;
- C. Provide worker's compensation for the youth apprentice for all hours worked;
- D. Instruct the youth apprentice in the required competencies provided for this program;
- E. Comply with all applicable state and federal child labor laws;
- F. Ensure that any work performed in occupations declared hazardous shall be under the direct and close supervision of a qualified and experienced person;
- G. Ensure that the work of any student learner in the occupations declared hazardous are incidental to his/her training, shall be intermittent and only for short periods of time;
- H. Ensure that safety instruction will be provided;
- I. Authorize the mentor to attend training related to the program;
- J. Authorize the mentor to participate in progress reviews scheduled with the youth apprentice, the youth apprentice's parent or guardian, and school personnel; and
- K. Comply with the items stated in the Assurances section above.

Employer Representative:

Printed (Typed) Name:	Signature:	Date Signed:	
Street Address	City	State	Zip Code
Email Address:	Telephone Number:		

The School Division agrees to:

- A. Participate in progress reviews scheduled with mentors, the youth apprentice, and youth apprentice's parent or guardian;
- B. Provide safety instruction for work considered hazardous under child labor laws; and
- C. Comply with the items stated in the Assurances section above.

School Principal (or designee):

Printed (Typed) Name:	Signature:	Date Signed:
Title	Telephone Number:	Email Address

Revised: January 2011, 20234

SERVICE LEARNING NEEDS ASSESSMENT AND INITIAL RESEARCH

Name of Student student or Group group (if a group project, complete the Service-Learning Group Project Student List form):

CTE Course:

Teacher:

Provide a written description of the project. Include a clear description of how the project will address a community need. Be sure to define project partners, resource needs, and a project timeline.

What is the area of interest?

What is the community need?

What research can inform you about the proposed community need?

How can the need be filled?

Who can help?

What resources are necessary to complete the project?

Are there special considerations related to this project?

2024-2025

~~SERVICE-LEARNING GROUP PROJECT STUDENT LIST~~

What are the objectives for the project?

Where and when will work on the project take place?

Who will be the primary contact person for the project?

Who are the project planning team members?

In addition to the team members above, which students are involved in the project?

What supervision will be in place during the project?

What commitments are community partners making to the project, if applicable?

Who can provide resources to this project?

What funding could you pursue for this project, if necessary?

What transportation arrangements need to be made?

2024-2025

SERVICE-LEARNING PROJECT TASKS AND TIMELINES

SERVICE LEARNING PROJECT PARTNER EVALUATION

Basic Information

Name of Project Partner:

Project Partner Contact's Name (Printed) Project Partner Contact's Signature:

Student Evaluation

Student/Group Name:

How effectively did the student communicate and coordinate throughout the project?

How well did the student exhibit professionalism and courtesy?

What did the student do well?

How might the student improve?

Project Evaluation

Name and dates of the project:

What need(s) in the community did the project aim to address?

How effectively was this goal communicated?

To what extent were the project goals met?

How did the project ultimately benefit the community?

What are the overall results of the project?

Additional Information

Note any other necessary information related to this project.

If this was a group project, list any student(s) who did not contribute to the project satisfactorily.

MENTORSHIP INDEPENDENT STUDY PROJECT TEMPLATE

School divisions may have students complete an independent study project for mentorships of at least 140 hours (0.5 extra credit toward graduation). **Note that the project is not a report of what the mentor does; it is research in the mentor's profession.**

Preparing for Mentorship Independent Study Project

- The student should keep a journal of all meetings with the mentor and a record of all work, research, and activities related to the mentorship, including those undertaken outside of the class. The dates and information should be accurately recorded.
- Journals should be typewritten.
- Each journal entry should include two elements:
 - A description of the meeting or activity
 - A reflection (i.e., insights, relation to student's goal)
- Time/hours can be recorded using the [CTE HQWBL Time Log and Wage Calculator Template that can be obtained from your Secondary Workforce Development Specialist](#) that can be found on the [CTE Resource—HQWBL Resources web page \(Appendix E\)](#). Enter \$0 if no payment is to be submitted.
- Journals may be assessed using the suggested rubric below.

Criteria	Excellent (5 points)	Good (3 points)	Poor (1 point)
Organization of ideas	Descriptions were written clearly and precisely.	Descriptions were written with some clarity.	Descriptions were unclear and imprecise.
Evaluation and analysis	Journal reflection demonstrates insight into the activities through analysis and self-evaluation.	Journal reflection shows some insight and some analysis and self-evaluation.	Journal reflection has no connection to the activities and does not include analysis or self-evaluation.
Use of language	There are no errors in grammar or spelling. Journal format (font/size) is appropriate.	There are minor errors in grammar or spelling. Journal format is appropriate.	There are numerous grammar and spelling errors. The journal is not in the appropriate format.

Components

- The student should include his/her learning objectives, a description of activities undertaken, and how those activities help achieve the objectives.
- The student should be able to describe the advantages and disadvantages of the career explored, including how it affects one's lifestyle and the personal satisfaction that can be derived from such a career.
- The student should be able to describe personal characteristics, habits, and attitudes that are desirable for success in the field.
- The student should be able to evaluate him/herself in terms of suitability for the field chosen.

Presentation

- The student may end the mentorship with an oral presentation of the results of his/her independent study project.
- The presentation can be assessed using a CTE-WBL coordinator/teacher/point of contact [designee](#) created rubric.

ENTREPRENEURSHIP BUSINESS PLAN TEMPLATE

A business plan should include the following information and answer the questions, as applicable. This template is meant only as a guide. The student can format the business plan to suit the business and/or CTE WBL designee coordinator/teacher/point of contact requirements.

Student Name:	Business Name:
Product(s) or Service(s):	Field/industry:

1. Summary of the product(s) and/or service(s) offered
 - What is the product or service?
 - How does it work?
2. Description of target market
 - Who are the customers or desired customers?
 - Why would they need or want this product or service?
3. Description of the competition
 - What similar products or services already exist?
 - What is their market share?
 - What sets my product or service apart from the competition?
4. Manufacturing and development
 - How is the product or service developed?
 - What are the labor requirements, cost, and time frame for development?
5. Marketing strategy
 - How much is charged for the product or service?
 - How will potential customers become aware of it?
 - What publicity tools, materials, and media will be used?
 - Why would current customers continue to be patrons of the product or service?
 - Where will the product be sold?
6. Team
 - What is the structure of the organization?
 - Who are the members of my team? What are their roles?
 - What kind of training does each team member undergo? How long does this training take and for how long?
7. Customer Service
 - How can customers reach management for comments and complaints?
 - How are customer complaints handled?
 - What kind of training is provided to the team in relating to customers?
8. Finances
 - What are the fixed and variable costs of operating the business?
 - How much money is needed to start the business?
 - At what point does the business expect to recoup the investment? At what point do we begin to making a profit?
 - What are the fixed and variable costs of operating the business?
 - Attach financial statements.

The student should include a copy of the business license, if applicable with the business plan, if applicable.

CAREER AND TECHNICAL EDUCATION

High-Quality Work-Based Learning Guide

~~2023-2024~~

2024-2025

APPENDIX E – Promotional Resources

**At-a-Glance for Schools: CTE High-Quality
Work-Based Learning Opportunities**

**At-a-Glance for Business Partners: Career and Technical Education
High-Quality Work-Based Learning Opportunities**

12 CTE HQWBL Experiences Roadmap

CTE Resource Center

Commented [A21]: Replace this Appendix E section page with 2024-2025 Section page below

CAREER AND TECHNICAL EDUCATION

**High-Quality Work-Based Learning Guide
2024-2025**

APPENDIX E – Promotional Resources

**At a Glance for Schools: CTE High-Quality
Work-Based Learning Opportunities**

**At a Glance for Business and Industry Partners:
CTE High-Quality Work-Based Learning Opportunities**

12 CTE HQWBL Experiences Roadmap

CTE Resource Center

CTE Career Success Stars

<p>Job Shadowing</p> <p>Places students in work places to interact with and observe one or more employers</p> <ul style="list-style-type: none"> • 6th – 12th graders • Varied hours 	<p>Service Learning</p> <p>Goes beyond community service. Students learn & apply academic, social & personal skills to improve the community, continue individual growth & develop a lifelong ethic of service through project development:</p> <ul style="list-style-type: none"> • 6th – 12th graders • Course duration • May qualify as a graduation requirement 	<p>Externship</p> <p>Student is paired with a working professional to observe and get a preview of the day-to-day activities as needed for a career.</p> <ul style="list-style-type: none"> • 6th – 12th graders • 40 hours; Unpaid • May qualify as a graduation requirement
<p>School-Based Enterprise</p> <p>An ongoing, student-managed entrepreneurial operation within the school setting which provides goods or services that meets the needs of the school's target markets.</p> <ul style="list-style-type: none"> • 6th – 12th graders • Paid or Unpaid • May qualify as a graduation requirement 	<p>Mentorship <140 hours & 140 hours or more</p> <p>Student is paired with a professional having first-hand experiences & proven track record that becomes a source of guidance, motivation, wisdom, teaching, role model, & support.</p> <ul style="list-style-type: none"> • 6th – 12th graders; Unpaid • Credit option may be available (140 hours or more only) • May qualify as a graduation requirement (140 hours or more only) 	<p>Internship</p> <p>Student is placed in a real workplace environment to develop & practice career-related knowledge & skills for a specific career field to master specific skills.</p> <ul style="list-style-type: none"> • 11th & 12th graders • Varied hours; Paid or Unpaid • Credit option may be available • May qualify as a graduation requirement
<p>Entrepreneurship</p> <p>The student plans, implements, operates, and assumes financial risks in a business that produces goods or delivers services.</p> <ul style="list-style-type: none"> • 11th & 12th graders • Varied hours; Paid or Unpaid • Credit option may be available • May qualify as a graduation requirement 	<p>Cooperative Education (Co-op)</p> <p>Combines a rigorous & relevant curriculum with an occupational specialty.</p> <ul style="list-style-type: none"> • 11th & 12th graders • 280 hours; Paid • Credit option may be available • May qualify as a graduation requirement 	<p>Foundational Supervised Agricultural Experience</p> <p>Required, graded component of an agricultural education course</p> <ul style="list-style-type: none"> • 6th – 12th graders; Course duration • Framework provided by National FFA
<p>Immersion Supervised Agricultural Experience</p> <p>Builds upon the Foundational Supervised Agricultural Experience; Enhances agricultural industry knowledge; Gains financial independence & management skills; Supports the agricultural education coursework</p> <ul style="list-style-type: none"> • 9th – 12th graders • 280 hours; Paid or Unpaid • Credit option may be available • May qualify as a graduation requirement 	<p>Clinical Experience</p> <p>Students are placed in a variety of healthcare settings & observe patients at different stages to apply classroom instruction & gain a better understanding of the professions.</p> <ul style="list-style-type: none"> • 11th & 12th graders • Varied hours; Unpaid • Within course credit • May qualify as a graduation requirement 	<p>Youth Registered Apprenticeship</p> <p>Employer provides on-the-job training; CTE programs provide the Related Technical Instruction which can be credited toward an adult RA program.</p> <ul style="list-style-type: none"> • Minimum 16 years old • Paid; PT or FT position • Employer must be registered with VDOLL. • Credit option may be available • May qualify as a graduation requirement
<p>Registered Apprenticeship</p> <p>Employer provides on-the-job training & Related Technical Instruction which can be credited toward an adult RA program.</p> <ul style="list-style-type: none"> • Minimum 16 years old • Paid; PT or FT position • Employer must be registered with VDOLL. • May qualify as a graduation requirement 	<p>Registered Apprenticeship</p> <p>Employer provides on-the-job training & Related Technical Instruction which can be credited toward an adult RA program.</p> <ul style="list-style-type: none"> • Minimum 16 years old • Paid; PT or FT position • Employer must be registered with VDOLL. • May qualify as a graduation requirement 	<p>Youth Registered Apprenticeship</p> <p>Employer provides on-the-job training; CTE programs provide the Related Technical Instruction which can be credited toward an adult RA program.</p> <ul style="list-style-type: none"> • Minimum 16 years old • Paid; PT or FT position • Employer must be registered with VDOLL. • Credit option may be available • May qualify as a graduation requirement

Commented [A22]: Replace w/ new document [jh]

Commented [A23R22]: See new document below

Job Shadowing

Places students in workplaces to interact with and observe one or more employers

- 6th - 12th graders
- Varied hours

Service Learning

Goes beyond community service; Students learn & apply academic, social & personal skills to improve the community, continue individual growth & develop a lifelong ethic of service through project development.

- 6th - 12th graders
- Course duration
- May qualify as a graduation requirement

Externship

Student is paired with a working professional to observe and get a preview of the day-to-day activities as needed for a career.

- 6th - 12th graders
- 40 hours; unpaid
- May qualify as a graduation requirement

School-Based Enterprise

An ongoing, student-managed entrepreneurial operation within the school setting which provides goods or services that meets the needs of the school's target markets.

- 6th - 12th graders
- Paid or unpaid
- May qualify as a graduation requirement

Internship

Student is placed in a real workplace environment to develop & practice career-related knowledge & skills for a specific career-field to master specific skills.

- 11th & 12th graders
- Varied hours; paid or unpaid
- Credit option may be available
- May qualify as a graduation requirement

Entrepreneurship

The student plans, implements, operates, and assumes financial risks in a business that produces goods or delivers services.

- 11th & 12th graders
- Varied hours; paid or unpaid
- Credit option may be available
- May qualify as a graduation requirement

Cooperative Education (Co-op)

Combines a rigorous & relevant curriculum with an occupational specialty.

- 11th & 12th graders
- 280 hours; paid
- Credit option may be available
- May qualify as a graduation requirement

Foundational Supervised Agricultural Experience

Required, graded component of an agricultural education course

- 6th - 12th graders; course duration
- Framework provided by National FFA

Immersion Supervised Agricultural Experience

Builds upon the Foundational Supervised Agricultural Experience; Enhances agricultural industry knowledge; Gains financial independence & management skills; Supports the agricultural education coursework

- 9th - 12th graders
- 280 hours; paid or unpaid
- Credit option may be available
- May qualify as a graduation requirement

Clinical Experience

Students are placed in a variety of healthcare settings & observe patients at different stages to apply classroom instruction & gain a better understanding of the professions.

- 11th & 12th graders
- Varied hours; unpaid
- Within course credit
- May qualify as a graduation requirement

Registered Apprenticeship

Employer provides on-the-job training & Related Technical Instruction which can be credited toward an adult RA program.

- Minimum 16 years old
- Paid; PT or FT position
- Employer must be registered with Virginia Department of Workforce Development and Advancement.
- May qualify as a graduation requirement

Youth Registered Apprenticeship

Employer provides on-the-job training; CTE programs provide the Related Technical Instruction which can be credited toward an adult RA program.

- Minimum 16 years old
- Paid; PT or FT position
- Employer must be registered with Virginia Department of Workforce Development and Advancement.
- Credit option may be available
- May qualify as a graduation requirement

CAREER AND TECHNICAL EDUCATION HIGH-QUALITY WORK-BASED LEARNING OPPORTUNITIES

<p>Job Shadowing</p> <p>Places students in workplaces to interact with and observe one or more employers</p> <ul style="list-style-type: none"> • 6th – 12th graders • Varied hours 	<p>Service Learning</p> <p>Goes beyond community service; Students learn & apply academic, social & personal skills to improve the community, continue individual growth & develop a lifelong ethic of service through project development.</p> <ul style="list-style-type: none"> • 6th – 12th graders • Course duration 	<p>Externship</p> <p>Student is paired with a working professional to observe and get a preview of the day-to-day activities as needed for a career.</p> <ul style="list-style-type: none"> • 6th – 12th graders • 40 hours; Unpaid 	<p>School-Based Enterprise</p> <p>An ongoing, student-managed entrepreneurial operation within the school setting which provides goods or services that meets the needs of the school's target markets.</p> <ul style="list-style-type: none"> • 6th – 12th graders • Paid or Unpaid
<p>Mentorship</p> <p>Student is paired with a professional having first-hand experiences & proven track record that becomes a source of guidance, motivation, wisdom, teaching, role model, & support.</p> <ul style="list-style-type: none"> • 6th – 12th graders • Varied hours; Unpaid 	<p>Internship</p> <p>Student is placed in a real workplace environment to develop & practice career-related knowledge & skills for a specific career-field to master specific skills.</p> <ul style="list-style-type: none"> • 11th & 12th graders • Varied hours; Paid or Unpaid 	<p>Entrepreneurship</p> <p>The student plans, implements, operates, and assumes financial risks in a business that produces goods or delivers services.</p> <ul style="list-style-type: none"> • 11th & 12th graders • Varied hours; Paid or Unpaid 	<p>Cooperative Education (Co-op)</p> <p>Combines a rigorous & relevant curriculum with an occupational specialty</p> <ul style="list-style-type: none"> • 11th & 12th graders • 280 hours; Paid
<p>Immersion Supervised Agricultural Experience</p> <p>Builds upon the Foundational Supervised Agricultural Experience; Enhances agricultural industry knowledge; Gains financial independence & management skills; Supports the agricultural education coursework</p> <ul style="list-style-type: none"> • 9th – 12th graders • 280 hours; Paid or Unpaid 	<p>Clinical Experience</p> <p>Students are placed in a variety of healthcare settings & observe patients at different stages to apply classroom instruction & gain a better understanding of the professions.</p> <ul style="list-style-type: none"> • 11th & 12th graders • Varied hours; Unpaid • Within course credit 	<p>Youth Registered Apprenticeship</p> <p>Employer provides on-the-job training; CTE programs provide the Related Technical instruction which can be credited toward an adult RA program.</p> <ul style="list-style-type: none"> • Minimum 16 years old • Paid; PT or FT position • Employer must be registered with VDOLL. 	<p>Registered Apprenticeship</p> <p>Employer provides on-the-job training & Related Technical Instruction which can be credited toward an adult RA program.</p> <ul style="list-style-type: none"> • Minimum 16 years old • Paid; PT or FT position • Employer must be registered with VDOLL.

VIRGINIA DEPARTMENT OF
EDUCATION

Commented [A24]: Replace with new document (jh)

Commented [A25R24]: See below


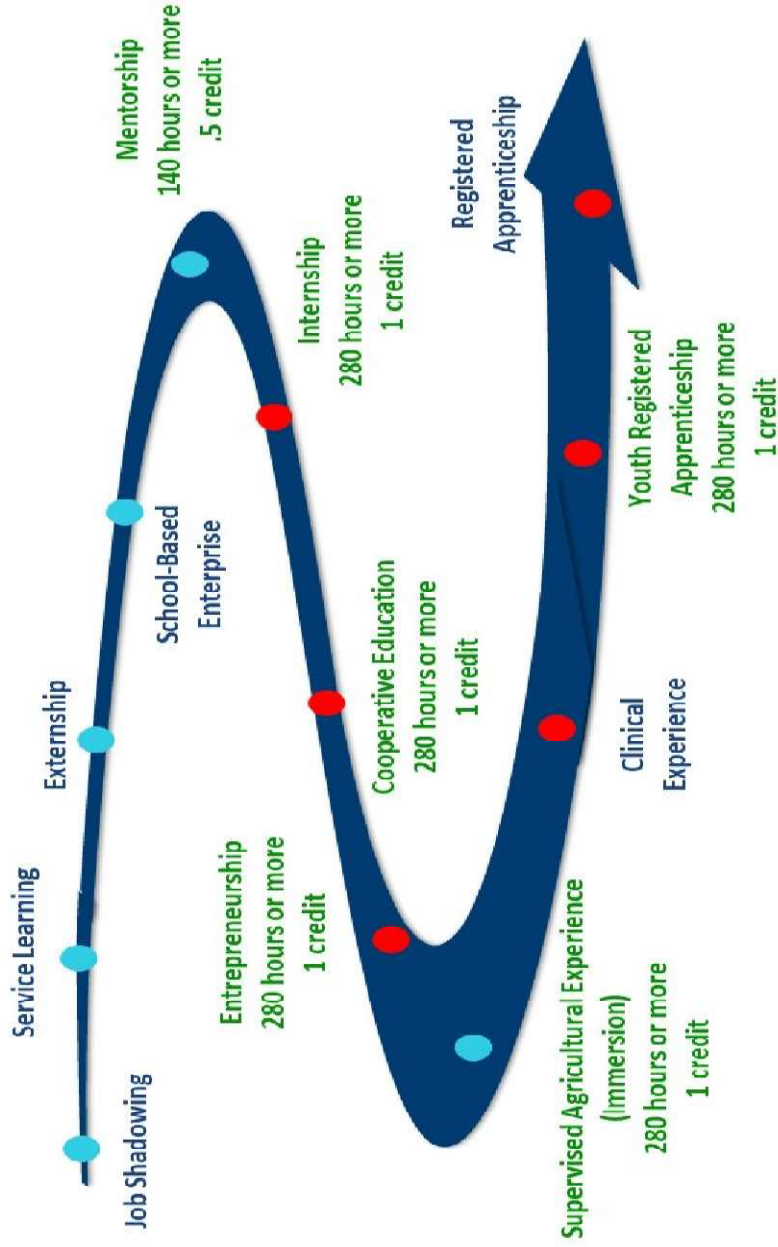
CAREER AND TECHNICAL EDUCATION HIGH-QUALITY WORK-BASED LEARNING OPPORTUNITIES

For Business and Industry Partners

<p>Job Shadowing</p> <p>Places students in workplaces to interact with and observe one or more employers</p> <ul style="list-style-type: none"> • 6th - 12th graders • Varied hours 	<p>Service Learning</p> <p>Goes beyond community service; Students learn & apply academic, social & personal skills to improve the community, continue individual growth & develop a lifelong ethic of service through project development.</p> <ul style="list-style-type: none"> • 6th - 12th graders • Course duration 	<p>Externship</p> <p>Student is paired with a working professional to observe and get a preview of the day-to-day activities as needed for a career.</p> <ul style="list-style-type: none"> • 6th - 12th graders • 40 hours; unpaid 	<p>School-Based Enterprise</p> <p>An ongoing, student-managed entrepreneurial operation within the school setting which provides goods or services that meets the needs of the school's target markets.</p> <ul style="list-style-type: none"> • 6th - 12th graders • Paid or unpaid
<p>Mentorship</p> <p>Student is paired with a professional having first-hand experiences & proven track record that becomes a source of guidance, motivation, wisdom, teaching, role model, & support.</p> <ul style="list-style-type: none"> • 6th - 12th graders • Varied hours; unpaid 	<p>Internship</p> <p>Student is placed in a real workplace environment to develop & practice career-related knowledge & skills for a specific career field to master specific skills.</p> <ul style="list-style-type: none"> • 11th & 12th graders • Varied hours; paid or unpaid 	<p>Entrepreneurship</p> <p>The student plans, implements, operates, and assumes financial risks in a business that produces goods or delivers services.</p> <ul style="list-style-type: none"> • 11th & 12th graders • Varied hours; paid or unpaid 	<p>Cooperative Education (Co-op)</p> <p>Combines a rigorous & relevant curriculum with an occupational specialty</p> <ul style="list-style-type: none"> • 11th & 12th graders • 280 hours; paid
<p>Immersion Supervised Agricultural Experience</p> <p>Builds upon the Foundational Supervised Agricultural Experience; Enhances agricultural industry knowledge; Gains financial independence & management skills; Supports the agricultural education coursework</p> <ul style="list-style-type: none"> • 9th - 12th graders • 280 hours; paid or unpaid 	<p>Clinical Experience</p> <p>Students are placed in a variety of healthcare settings & observe patients at different stages to apply classroom instruction & gain a better understanding of the professions.</p> <ul style="list-style-type: none"> • 11th & 12th graders • Varied hours; unpaid • Within course credit 	<p>Youth Registered Apprenticeship</p> <p>Employer provides on-the-job training; CTE programs provide the Related Technical Instruction which can be credited toward an adult RA program.</p> <ul style="list-style-type: none"> • Minimum 16 years old • Paid; PT or FT position • Employer must be registered with Virginia Department of Workforce Development and Advancement. 	<p>Registered Apprenticeship</p> <p>Employer provides on-the-job training & Related Technical Instruction which can be credited toward an adult RA program.</p> <ul style="list-style-type: none"> • Minimum 16 years old • Paid; PT or FT position • Employer must be registered with Virginia Department of Workforce Development and Advancement.

12 CTE HQWBL EXPERIENCES

Grades 6-12	●
Grades 9-12	●
HS Credit Earned	Green



CTE Resource Center

Career and Technical Education High-Quality Work-Based Learning resources can be found on the [CTE Resource Center](#) website. Promotional materials are also available and updated regularly.

On the [CTE Resource Center High-Quality Work-Based Learning](#) website webpage (<https://www.cteresource.org/resources/high-quality-work-based-learning/>), recordings of the most current recent Experience Works -2024: Pathways for the Future professional development conference workshop recordings, workshop supplemental materials, and exhibitor videos can be accessed. This information is a great resource for growing a CTE HQWBL program. This information can be found



CTE Career Success Stars

The Office of Career, Technical, and Adult Education celebrates former CTE students in their 20s and 30s recognizing them as the Commonwealth's Virginia's brightest Career Success Stars (<https://www.doe.virginia.gov/teaching-learning-assessment/k-12-standards-instruction/career-and-technical-education-cte/student-profiles>). The individual success stories are featured in video profiles highlighting how CTE programs provide academic and technical skills for high-skill, high-wage, or in-demand careers.

Videos spotlights for our Career Success Star Honorees for all 17 Career Clusters and the Military can be found on the VDOE CTE Webpage.



A-Z Index SWS Login Contact Us Translate



Search Virginia Department of Education...

Parents & Students Teaching, Learning & Assessment Programs & Services State Board, Data & Funding About VDOE

- TEACHING IN VIRGINIA
 - PROFESSIONAL LEARNING & DEVELOPMENT
 - TEACHERDIRECT
- ALL IN VA
- EARLY CHILDHOOD CARE & EDUCATION
- INSTRUCTIONAL RESOURCES & SUPPORT
- K-12 STANDARDS & INSTRUCTION
 - Career and Technical Education (CTE)
 - CTE Announcements & News
 - CTE Memos
 - CTE Program Administration & Management
 - CTE Program Areas
 - CTE High-Quality Work-Based Learning
 - CTE Industry Credentialing

Teaching, Learning & Assessment • K-12 Standards & Instruction • Career and Technical Education (CTE)

CTE Student Profiles

Print Share & Bookmark Font Size

Career Success Stars

The Office of Career, Technical, and Adult Education celebrates former CTE students in their 20s and 30s recognizing them as the Commonwealth's brightest Career Success Stars. The individual success stories are featured as video profiles highlighting how CTE programs provide academic and technical skills for high-skill, high-wage, or in-demand careers.



Use the links below to view video spotlights for our Career Success Star Honorees.

- [Agriculture, Food & Natural Resources](#)
- [Architecture & Construction](#)
- [Arts, A/V Technology & Communications](#)
- [Business Management & Administration](#)
- [Education & Training](#)