

FINAL MINUTES

Milk Commission Board
Farm Credit of the Virginias
Rear Conference Room
4646 S Valley Pike
Harrisonburg, VA 22801
Tuesday, December 2, 2025

The meeting of the State Milk Commission (Board) convened at approximately 1:34 p.m. on Tuesday, December 2, 2025.

PRESENT

| | |
|------------------|------------------------|
| Kevin Craun | Producer - Chairperson |
| Rebecca Holloway | Consumer |
| Jessica Jones | Consumer |
| Paula Martin | Processor |
| Molly McWilliams | Producer |
| Dennis Sugumele | Consumer |

ABSENT

| | |
|--------------|----------|
| Robb Watters | Consumer |
|--------------|----------|

STAFF PRESENT

Crafton Wilkes, Milk Commission Administrator

*Ms. McWilliams participated by remotely attending from her residence in Orange County. As provided in Va. Code § 2.2-3708.3(B)(1), Ms. McWilliams participated through electronic communications means due to a temporary or permanent disability or other medical condition that prevented the member's physical attendance.

APPROVAL OF MINUTES

Mr. Craun called the meeting to order. He asked for input on the previous meeting's minutes and requested an adjustment to how minutes are recorded going forward. Mr. Sugumele motioned to approve the minutes, and Dr. Jones seconded the motion.

| | |
|-----------------|---|
| APPROVE: | Holloway, Jones, Martin, McWilliams, Sugumele |
| OPPOSE: | None |

BOARD COMMENTS

Dr. Jones thanked the board for its support of ag education. Ms. Holloway discussed the Rockingham County Fair's Christmas Village on December 19-20. Ms. McWilliams and Mr. Craun were thankful for the recent rainfall. Ms. Martin reported strong eggnog sales so far this year and the supply challenges associated with fluctuating demand.

ADMINISTRATOR'S REPORT

Mr. Wilkes reviewed year-to-date fluid milk sales. A more interactive sales report was created at the request of Mr. Sugumele at the previous meeting. It is viewable online at [Virginia Fluid Milk Sales](#). Annual milk sales look strong overall, and Mr. Wilkes believed that a base adjustment would not be necessary in March as long as November and December sales remained consistent. Staff have worked to determine the decline in Western Market sales, and some of the changes are the result of updated and more accurate reporting by distributors.

MILK DISTRIBUTOR LICENSES

Two temporary milk distributor licenses required review. Virginia Eagle began distributing shelf stable single serve milk to customers on its existing routes. C & S Wholesale Grocers completed a merger with SpartanNash and will be updating distribution centers to be licensed under its name.

| License Number | License Type | Distributor Name | Market | Action |
|----------------|--------------|-------------------------------------|--------|---------|
| 377.001.3 | NPGD | Virginia Eagle Distributing Co, LLC | All | Approve |
| 377.002.3 | NPGD | Virginia Eagle Distributing Co, LLC | All | Approve |
| 377.003.3 | NPGD | Virginia Eagle Distributing Co, LLC | All | Approve |
| 318.002.3 | NPGD | C & S Wholesale Grocers, Inc | All | Approve |

Mr. Craun asked for a motion to approve the licenses as permanent. Dr. Jones motioned to approve, and Ms. Holloway seconded the motion.

APPROVE: Holloway, Jones, Martin, McWilliams, Sugumele
OPPOSE: None

DELIVERY COST CALCULATION

Mr. Wilkes reviewed the findings of the processor cost analysis. Participating processors accounted for approximately 72% of conventional fluid milk sold in Virginia. Earlier in the fall he had solicited and received confirmation that the Commission would have additional participants for subsequent cost analyses that would increase the representative sample to 85%. Costs to produce units of milk increased from 2024 mostly as a result of increased labor costs, but they were offset slightly by lower maintenance costs. Ms. Martin requested that those figures receive a second look from staff before January 2026 prices are released to determine if increases in processing inputs since March would influence the cost to produce a unit of milk.

The cost to deliver milk increased by 3.79%, with lower fuel costs somewhat offsetting increases in labor costs.

| Delivery Quantity | | 2025 | Effective 2026 |
|--------------------------------|-----------------|-----------------|------------------------|
| 100 or more cases per delivery | Platform Cost x | 1.1602 (16.02%) | 1.1663 (16.63%) |
| 14 to 99 cases per delivery | Platform Cost x | 1.2964 (29.64%) | 1.3076 (30.76%) |
| 13 or less cases per delivery | Platform Cost x | 1.5928 (59.28%) | 1.6152 (61.52%) |

Mr. Craun asked for a motion to accept the costs to deliver with inclusion of pricing factors for 2026. Mr. Sugumele motioned, and Dr. Jones seconded the motion.

APPROVE: Holloway, Jones, Martin, McWilliams, Sugumele
OPPOSE: None

PUBLIC COMMENT

Mr. Craun asked for any public comment. Mr. Michael Myatt of Cooperative Milk Producers Association believed that dairy producers should anticipate lower margins to start 2026.

ADJOURNMENT

The Board adjourned at approximately 3:07 p.m.

The next Commission meeting is tentatively scheduled for Monday, February 16, 2025, at 1:30 p.m. in Harrisonburg.



STATE MILK COMMISSION

Crafton O. Wilkes, Administrator

Announcement of Producer Class I Price at 3.5% Butterfat

December 2025

| | OCT 2025 | NOV 2025 | DEC 2025 |
|--|----------------|----------------|----------------|
| Eastern Market | | | |
| Established Price | \$8.46 | \$8.46 | \$8.46 |
| Add Adjustment (per §2VAC15-20-81) | \$17.74 | \$16.44 | \$17.90 |
| Eastern Market Class I Price (per cwt) | \$26.20 | \$24.90 | \$26.36 |
| Eastern Market Skim Price (per cwt) | 18.1940 | 18.7635 | 20.8855 |
| Eastern Market Butterfat Price (per lb) | 2.4697 | 1.9397 | 1.7729 |
| Western Market | | | |
| Established Price | \$8.16 | \$8.16 | \$8.16 |
| Add Adjustment (per §2VAC15-20-81) | \$17.84 | \$16.54 | \$18.00 |
| Western Market Class I Price (per cwt) | \$26.00 | \$24.70 | \$26.16 |
| Western Market Skim Price (per cwt) | 17.9940 | 18.5635 | 20.6855 |
| Western Market Butterfat Price (per lb) | 2.4677 | 1.9377 | 1.7709 |
| Southwestern Market | | | |
| Established Price | \$7.96 | \$7.96 | \$7.96 |
| Add Adjustment (per §2VAC15-20-81) | \$17.54 | \$16.24 | \$17.70 |
| Southwestern Market Class I Price (per cwt) | \$25.50 | \$24.20 | \$25.66 |
| Southwestern Market Skim Price (per cwt) | 17.4940 | 18.0635 | 20.1855 |
| Southwestern Market Butterfat Price (per lb) | 2.4627 | 1.9327 | 1.7659 |
| Class II Price Announcement Date | | | |
| | NOV 5, 2025 | DEC 3, 2025 | DEC 31, 2025 |
| Milk Commission Class II Price (per cwt) | \$16.02 | | |
| Milk Commission Class II Skim Price (per cwt) | \$9.9600 | \$8.8500 | \$9.1900 |
| Milk Commission Class II Butterfat Price (per lb) | 1.8322 | | |
| Milk Commission Bi-Monthly Composite Index | | | |
| | 374.4 | 372.2 | 371.5 |
| Milk Commission Assessment Rate (per cwt) | | | |
| | 0.03950 | 0.03950 | 0.03950 |
| Federal Order Base Class I Price (per cwt) | | | |
| | \$18.04 | \$16.75 | \$18.21 |

Price Change from November 2025

| | Class I (cwt) | Skim (cwt) | Butterfat (lb) |
|---------------------|---------------|------------|----------------|
| Eastern Market | ▲ \$1.46 | ▲ \$2.12 | ▼ -\$0.1668 |
| Western Market | ▲ \$1.46 | ▲ \$2.12 | ▼ -\$0.1668 |
| Southwestern Market | ▲ \$1.46 | ▲ \$2.12 | ▼ -\$0.1668 |

Next Class I Announcement: Dec. 17, 2025

Next Class II Announcement: Dec. 3, 2025

Virginia Department of Agriculture and Consumer Services
 State Milk Commission

Announcement of Producer Class I Price at 3.5% Butterfat

December 2025

Virginia State Milk Commission Skim and Butterfat Prices, 2025

| Month | Eastern Market | | Western Market | | Southwestern Market | | Bi-Monthly Index |
|----------------|----------------|---------------------|----------------|---------------------|---------------------|---------------------|------------------|
| | Skim per cwt | Butterfat per pound | Skim per cwt | Butterfat per pound | Skim per cwt | Butterfat per pound | |
| January | 16.7080 | 2.9929 | 16.5080 | 2.9909 | 16.5080 | 2.9909 | 358.8 |
| February | 17.5975 | 3.0093 | 17.3975 | 3.0073 | 17.3975 | 3.0073 | 362.5 |
| March | 17.6890 | 2.9108 | 17.4890 | 2.9088 | 17.4890 | 2.9088 | 369.2 |
| April | 16.9725 | 2.6906 | 16.7725 | 2.6886 | 16.7725 | 2.6886 | 368.5 |
| May | 15.6765 | 2.7064 | 15.4765 | 2.7044 | 15.4765 | 2.7044 | 365.5 |
| June | 17.7700 | 2.6652 | 17.5700 | 2.6632 | 17.5700 | 2.6632 | 366.9 |
| July | 18.8600 | 2.8062 | 18.6600 | 2.8042 | 18.6600 | 2.8042 | 371.5 |
| August | 17.4265 | 2.9382 | 17.2265 | 2.9362 | 17.2265 | 2.9362 | 373.2 |
| September | 17.5075 | 2.8486 | 17.3075 | 2.8466 | 17.3075 | 2.8466 | 373.6 |
| October | 18.1940 | 2.4697 | 17.9940 | 2.4677 | 17.9940 | 2.4677 | 374.4 |
| November | 18.7635 | 1.9397 | 18.5635 | 1.9377 | 18.5635 | 1.9377 | 372.2 |
| December | 20.8855 | 1.7729 | 20.6855 | 1.7709 | 20.1855 | 1.7659 | 371.5 |
| AVERAGE | 17.8375 | 2.6459 | 17.6375 | 2.6439 | 17.5959 | 2.6435 | 369.0 |

Virginia State Milk Commission Skim and Butterfat Prices, 2024

| Month | Eastern Market | | Western Market | | Southwestern Market | | Bi-Monthly Index |
|----------------|----------------|---------------------|----------------|---------------------|---------------------|---------------------|------------------|
| | Skim per cwt | Butterfat per pound | Skim per cwt | Butterfat per pound | Skim per cwt | Butterfat per pound | |
| January | 14.4750 | 3.0715 | 14.2750 | 3.0695 | 14.2750 | 3.0695 | 357.7 |
| February | 14.0090 | 3.0661 | 13.8090 | 3.0641 | 13.8090 | 3.0641 | 291.5 |
| March | 14.6820 | 3.1923 | 14.4820 | 3.1903 | 14.4820 | 3.1903 | 293.0 |
| April | 14.7010 | 3.2997 | 14.5010 | 3.2977 | 14.5010 | 3.2977 | 294.0 |
| May | 13.7380 | 3.3610 | 13.5380 | 3.3590 | 13.5380 | 3.3590 | 291.3 |
| June | 14.8480 | 3.5168 | 14.6480 | 3.5148 | 14.6480 | 3.5148 | 291.7 |
| July | 15.6250 | 3.5953 | 15.4250 | 3.5933 | 15.4250 | 3.5933 | 299.6 |
| August | 15.3310 | 3.6497 | 15.1310 | 3.6477 | 15.1310 | 3.6477 | 303.0 |
| September | 15.7425 | 3.6163 | 15.5425 | 3.6143 | 15.5425 | 3.6143 | 334.4 |
| October | 17.0590 | 3.6990 | 16.8590 | 3.6970 | 16.8590 | 3.6970 | 369.8 |
| November | 18.5525 | 3.1050 | 18.3525 | 3.1030 | 18.3525 | 3.1030 | 370.3 |
| December | 17.1965 | 3.1563 | 16.9965 | 3.1543 | 16.9965 | 3.1543 | 364.4 |
| AVERAGE | 15.4966 | 3.3608 | 15.2966 | 3.3588 | 15.2966 | 3.3588 | 321.7 |

| Prevailing Market | Bristol | Charleston | Raleigh | Winston-Salem | Washington, DC |
|--------------------|---------|------------|---------|---------------|----------------|
| Over Order Premium | \$3.91 | \$4.38 | \$4.38 | \$4.38 | \$3.91 |

Next Class I Announcement: Dec. 17, 2025

Next Class II Announcement: Dec. 3, 2025



STATE MILK COMMISSION
Crafton O. Wilkes, Administrator

Announcement of Producer Class II Price at 3.5% Butterfat

October 2025

| | AUG 2025 | SEP 2025 | OCT 2025 |
|---|----------|----------|----------------|
| State Milk Commission Class II Price (per cwt) | \$19.18 | \$17.39 | \$16.02 |
| Class II Skim Price (per cwt) | 9.9600 | 10.0400 | 9.9600 |
| Class II Butterfat Price (per lb) | 2.7325 | 2.1995 | 1.8322 |

October 2025 Highlights

-The Class II price for October decreased from September by \$1.36 per cwt. The Class II Skim price decreased by \$0.08 per cwt, and the Class II Butterfat price decreased by \$0.37 per lb.

Next Announcement: Dec. 3, 2025



STATE MILK COMMISSION
Crafton Wilkes, Administrator

Milk Market Bulletin

October 2025

Class I Sales and Allocation

| Market | Monthly Sales Comparison | | | Annual Sales Comparison | | |
|--------------|--------------------------|-------------------|--------------|-------------------------|--------------------|--------------|
| | Oct '25 | Oct '24 | Change (%) | Oct '25 | Oct '24 | Change (%) |
| East | 30,722,025 | 29,701,740 | 3.44% | 284,344,255 | 278,347,900 | 2.15% |
| West | 25,878,493 | 24,983,349 | 3.58% | 242,280,911 | 248,616,895 | -2.55% |
| Southwest | 3,449,114 | 2,941,067 | 17.27% | 34,110,453 | 33,126,647 | 2.97% |
| TOTAL | 60,049,633 | 57,626,156 | 4.21% | 560,735,619 | 560,091,443 | 0.12% |

| Order | Base Assigned (000s pounds) | Class I Allocation (000s pounds) |
|-----------------------|--------------------------------|-------------------------------------|
| Federal Order 1 | 18,285 | 15,231 |
| Federal Order 5 | 38,636 | 30,779 |
| Federal Order - Other | 9,369 | 7,512 |
| Virginia | 942 | 760 |
| TOTAL | 67,232 | 54,283 |

Producer Information

| Market | Producer Price (at 3.5% butterfat) | | | | Baseholding Producers by State | |
|------------------------|------------------------------------|----------|----------|----------|--------------------------------|-----|
| | Aug '25 | Sep '25 | Oct '25 | Oct '24 | | |
| Class I - East | \$27.10 | \$26.86 | \$26.20 | \$29.41 | Maryland | 23 |
| Class I - West | \$26.90 | \$26.66 | \$26.00 | \$29.21 | Pennsylvania | 94 |
| Class I - Southwest | \$26.40 | \$26.16 | \$25.50 | \$28.71 | Virginia | 253 |
| Class II - All Markets | \$19.18 | \$17.39 | \$16.02 | \$21.01 | | |
| Class II - Butterfat | \$2.7325 | \$2.1995 | \$1.8322 | \$3.0921 | Other States | 6 |

Milk Production

| | Milk Production | | | | TOTAL |
|------------------------------|--------------------|--------------------|----------------|--------------|--------------|
| | Oct '25 | Oct '24 | Change | Change (%) | |
| VA Baseholders | 82,694,417 | 85,075,317 | -2,380,900 | -2.80% | 376 |
| VA Non-Baseholders | 29,883,032 | 27,276,809 | 2,606,223 | 9.55% | |
| Out-of-State Baseholders | 65,177,517 | 62,449,602 | 2,727,915 | 4.37% | |
| VA PRODUCTION TOTAL | 112,577,449 | 112,352,126 | 225,323 | 0.20% | |
| BASE PRODUCTION TOTAL | 147,871,934 | 147,524,919 | 347,015 | 0.24% | |

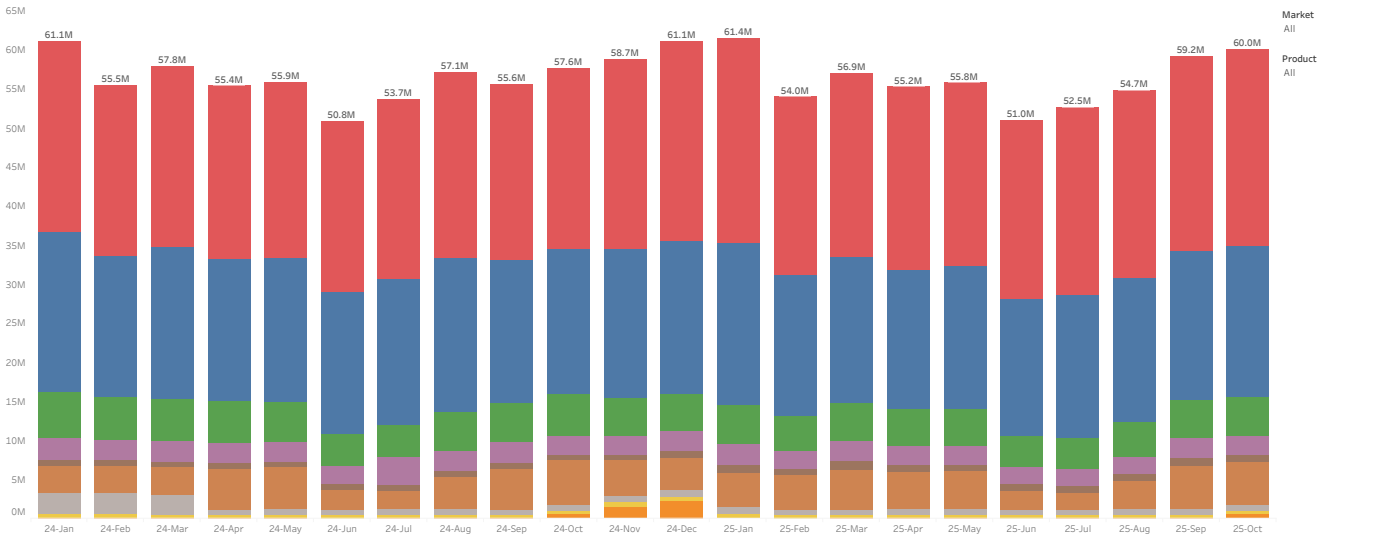
Sales Information (all figures represent pounds sold)

| Market | Whole | Red. Fat | Lowfat | Skim | Flavored | | Buttermilk | Eggnog | Other ¹ |
|--------------|-------------------|-------------------|------------------|------------------|----------------|------------------|----------------|----------------|--------------------|
| | | | | | Whole | Lowfat | | | |
| East | 12,708,783 | 10,023,997 | 2,806,727 | 1,356,367 | 410,958 | 3,073,137 | 185,139 | 152,003 | 4,915 |
| West | 11,050,038 | 8,174,380 | 1,793,388 | 1,044,792 | 460,816 | 2,077,430 | 230,953 | 313,884 | 732,812 |
| Southwest | 1,463,958 | 1,115,611 | 245,052 | 127,246 | 73,689 | 314,177 | 74,491 | 34,504 | 387 |
| TOTAL | 25,222,779 | 19,313,988 | 4,845,167 | 2,528,404 | 945,463 | 5,464,744 | 490,583 | 500,391 | 738,114 |

¹ Other category may include lactose-free, custards, or other specialty milk products designated as Class I.

Fluid milk sales in Virginia


Sales by product type in each Milk Commission marketing area, 2018-Present



DISTRIBUTION COSTS

2025 COST ANALYSIS RESULTS













Cases produced and expenses to deliver to customers:

| YEAR | CASES PRODUCED | CASES DELIVERED | EXPENSE | PER CASE | CHANGE |
|------|----------------|-----------------|-------------|----------|--|
| 2025 | 6,286,701 | 3,457,269 | \$3,813,693 | \$1.10 |  3.79% |
| 2024 | 6,007,189 | 3,233,718 | \$3,436,725 | \$1.06 | |

Impact of 3.79% change on delivered cost mark-up:

| CASE DELIVERY | 2025 | 2026 |
|---------------|--------|--------|
| 0-13 CASES | 59.28% | 61.52% |
| 14-99 CASES | 29.64% | 30.76% |
| 100+ CASES | 16.02% | 16.63% |

Overall impact of findings on delivered product cost to consumers in 2026:

| MARKET | CASE DELIVERY | PRODUCT | 2025 UNIT COST | 2026 UNIT COST | CHANGE |
|---------|---------------|-------------------|----------------|--|--------|
| Eastern | Dock Pickup | Whole Gallon | \$3.27 | \$3.29  | \$0.02 |
| Eastern | 100+ | Whole Gallon | \$3.79 | \$3.84  | \$0.05 |
| Eastern | 14-99 | Whole Gallon | \$4.24 | \$4.30  | \$0.06 |
| Eastern | 0-13 | Whole Gallon | \$5.21 | \$5.31  | \$0.10 |
| Eastern | Dock Pickup | Whole Half Gallon | \$1.78 | \$1.78  | \$0.00 |
| Eastern | 100+ | Whole Half Gallon | \$2.07 | \$2.08  | \$0.01 |
| Eastern | 14-99 | Whole Half Gallon | \$2.31 | \$2.33  | \$0.02 |
| Eastern | 0-13 | Whole Half Gallon | \$2.84 | \$2.88  | \$0.04 |
| Eastern | Dock Pickup | Whole Half Pint | \$0.25 | \$0.26  | \$0.01 |
| Eastern | 100+ | Whole Half Pint | \$0.30 | \$0.30  | \$0.00 |
| Eastern | 14-99 | Whole Half Pint | \$0.33 | \$0.34  | \$0.01 |
| Eastern | 0-13 | Whole Half Pint | \$0.41 | \$0.42  | \$0.01 |

Notes on results:

-Gallons are typically adjusted -\$0.02 in the Western Market and -\$0.07 in in the Southwestern Market when compared to the Eastern Market in the '100+ Case' category.

-The price change per size and product type is relatively consistent across all Markets.

-The formula used to arrive at the UNIT COST is:

$([raw\ product\ cost] + [weighted\ average\ processing\ cost]) \times (1 + [delivered\ cost\ mark-up]) \times 1.06$.

Skim and butterfat prices from October 2025 were used in the example above.

Virginia State Milk Commission
 Producer Base Transfers
 For Commission Approval: December 2, 2025

| Date Received | Effective Date | Cooperative | Action | Status | Transfer | Producer Name | License | 9-Month | 3-Month | Adjusted 9-Month | Adjusted 3-Month |
|--------------------|--------------------|-------------|------------------|--------|----------|-------------------------------|---------|-----------|-----------|------------------|------------------|
| July 29, 2025 | September 01, 2025 | CMPA | Partial Transfer | CO | 250902 | Beaver Dam Farm Inc | 005302 | 140,843 | 130,984 | 115,843 | 107,734 |
| July 29, 2025 | September 01, 2025 | MDVA | Increase | UN | 250902 | Elmer S or Rachel F Stoltzfus | 005449 | 40,000 | 37,200 | 65,000 | 60,450 |
| August 13, 2025 | September 01, 2025 | LOLC | Partial Transfer | UN | 250903 | Penn Mar Dairy LLC | 005447 | 1,767,852 | 1,644,103 | 1,747,852 | 1,625,503 |
| August 13, 2025 | September 01, 2025 | CMPA | Partial Transfer | UN | 250903 | Colebelle Dairy | 005074 | 137,173 | 127,571 | 157,173 | 146,171 |
| August 13, 2025 | September 01, 2025 | CMPA | Partial Transfer | UN | 250904 | Fall Rose Dairy Inc | 004418 | 197,454 | 183,632 | 177,454 | 165,032 |
| August 13, 2025 | September 01, 2025 | CMPA | Increase | UN | 250904 | Double M Dairy | 000950 | 535 | 498 | 20,535 | 19,098 |
| August 18, 2025 | September 01, 2025 | CMPA | Partial Transfer | CO | 250905 | River Port Dairy LLC | 005327 | 209,017 | 194,386 | 158,000 | 146,940 |
| August 18, 2025 | September 01, 2025 | DFAN | Issue | UN | 250905 | Sylvan Fisher | 005452 | 0 | 0 | 51,017 | 47,446 |
| August 20, 2025 | September 01, 2025 | CMPA | Partial Transfer | UN | 250906 | Gerald and/or Dan Blankenship | 001912 | 47,500 | 44,175 | 27,500 | 25,575 |
| August 20, 2025 | September 01, 2025 | LPQM | Increase | UN | 250906 | Wendell Knicely | 004495 | 133,408 | 124,069 | 143,408 | 133,369 |
| August 20, 2025 | September 01, 2025 | LOLC | Increase | UN | 250906 | Penn Mar Dairy LLC | 005447 | 1,747,852 | 1,625,503 | 1,757,852 | 1,634,803 |
| August 20, 2025 | September 01, 2025 | CMPA | Total Transfer | CO | 250907 | River Port Dairy LLC | 005327 | 158,000 | 146,940 | 0 | 0 |
| August 20, 2025 | September 01, 2025 | MDVA | Increase | UN | 250907 | Cool Lawn, LLC | 004111 | 574,837 | 534,598 | 674,837 | 627,598 |
| August 20, 2025 | September 01, 2025 | CMPA | Increase | CO | 250907 | Brookshire Farm LLC | 003556 | 305,383 | 284,006 | 311,383 | 289,586 |
| August 20, 2025 | September 01, 2025 | LPQM | Increase | UN | 250907 | Birch Lane Dairy | 004376 | 154,865 | 144,024 | 164,865 | 153,324 |
| August 20, 2025 | September 01, 2025 | CMPA | Increase | UN | 250907 | R & S Dairy LLC | 005312 | 305,996 | 284,576 | 325,996 | 303,176 |
| August 20, 2025 | September 01, 2025 | CMPA | Increase | UN | 250907 | B4 LLC | 005209 | 84,687 | 78,759 | 90,687 | 84,339 |
| August 20, 2025 | September 01, 2025 | CMPA | Increase | CO | 250907 | Lick Run Dairy LLC | 005301 | 176,561 | 164,202 | 181,561 | 168,852 |
| August 20, 2025 | September 01, 2025 | CMPA | Increase | UN | 250907 | Clinton View Dairy | 001121 | 152,000 | 141,360 | 158,000 | 146,940 |
| August 20, 2025 | September 01, 2025 | CMPA | Increase | CO | 250907 | Rolling Hill Dairy LLC | 004849 | 215,000 | 199,950 | 220,000 | 204,600 |
| August 26, 2025 | September 01, 2025 | CMPA | Partial Transfer | UN | 250908 | Greenbrower Inc | 005178 | 79,521 | 73,955 | 74,521 | 69,305 |
| August 26, 2025 | September 01, 2025 | DFAN | Increase | UN | 250908 | Sylvan Fisher | 005452 | 51,017 | 47,446 | 56,017 | 52,096 |
| August 28, 2025 | September 01, 2025 | CMPA | Partial Transfer | CO | 250909 | Cresthaven Dairy Inc. | 001133 | 380,121 | 353,513 | 330,121 | 307,013 |
| August 28, 2025 | September 01, 2025 | CMPA | Increase | CO | 250909 | Evergreen Ridge Dairy LLC | 004717 | 1,060,552 | 986,314 | 1,110,552 | 1,032,814 |
| September 25, 2025 | October 01, 2025 | CMPA | Total Transfer | CO | 251002 | Norman A Booth | 003231 | 87,192 | 81,089 | 0 | 0 |
| September 25, 2025 | October 01, 2025 | CMPA | Increase | UN | 251002 | Lively Hope Dairy LLC | 005019 | 349,905 | 325,412 | 379,905 | 353,312 |
| September 25, 2025 | October 01, 2025 | CMPA | Increase | CO | 251002 | Marysville Dairy LLC | 005313 | 178,851 | 166,331 | 236,043 | 219,520 |
| October 20, 2025 | November 01, 2025 | DFAS | Amend | UN | 251102 | Milton J Knicely | 004523 | 133,813 | 124,446 | 0 | 0 |
| October 20, 2025 | November 01, 2025 | DFAS | Amend | UN | 251102 | Tapeaka LLC | 004523 | 0 | 0 | 133,813 | 124,446 |

Virginia State Milk Commission
 Base Assignment System
 October 2025

| Established 9-month Base | DFA SE | DFA NE | MDVA | CMPA | Land O'Lakes | Cumberland Valley | Mt. Joy | Lanco-Pennland | Cobblestone | Established Base Total |
|--------------------------|------------|---------|------------|------------|--------------|-------------------|---------|----------------|-------------|------------------------|
| | 25,058,632 | 435,687 | 19,702,914 | 12,963,620 | 2,515,790 | 244,250 | 115,795 | 3,047,520 | 1,701,692 | 65,785,900 |

| Order | Distributor | DFA SE | DFA NE | MDVA | CMPA | Land O'Lakes | Cumberland Valley | Mt. Joy | Lanco-Pennland | Cobblestone | Total Base Assignment |
|--------------|-------------------------|-------------------|----------------|-------------------|-------------------|------------------|-------------------|----------------|------------------|------------------|-----------------------|
| 5 | Borden Dairy KY | | | 407,935 | | | | | | | 407,935 |
| 1 | Cloverland Farms Dairy | 124,382 | | | | | | | | | 124,382 |
| 5 | Dairy Fresh | 5,186,623 | | | | | | | | | 5,186,623 |
| 1 | Dairy Maid | 3,468,566 | | | | | | | | | 3,468,566 |
| 1 | Dutch Valley Foods | | | | | 288,202 | | | | | 288,202 |
| 5 | Homestead Creamery | | | 376,022 | | | | | | | 376,022 |
| 1 | HP Hood | 80,042 | | 1,838,706 | | 1,758,664 | | | | | 3,677,412 |
| 5 | Land-O-Sun Spartanburg | 479,086 | | | | | | | | | 479,086 |
| 5 | Maola High Point | | | | 2,743,796 | | | | | | 2,743,796 |
| 1 | Maola Philadelphia | | | 507,652 | | | | | | | 507,652 |
| 1 | Marva Maid Landover | | | 7,763,363 | | | 249,618 | | | | 8,012,981 |
| 5 | Marva Maid Newport News | 5,180,854 | | 7,183,279 | 3,605,033 | 385,662 | | | 3,114,498 | | 19,469,328 |
| 5 | Mayfield | 483,184 | | | | | | | | | 483,184 |
| 5 | Milkco | 2,252,535 | | | | | | | | | 2,252,535 |
| 33 | Nestle | 186,038 | | | | | | | | | 186,038 |
| 1 | Potomac Farms | | | | | 138,554 | | | | | 138,554 |
| 7 | Saputo - KY | 201,836 | | | | | | | | | 201,836 |
| 1 | Saputo - NY | 132,023 | | | | | | | | | 132,023 |
| 33 | Superior Dairy | | | 1,534,165 | | | | | | | 1,534,165 |
| 1 | Tuscan Lehigh Dairies | 846,340 | 445,263 | | | | | 118,340 | | | 1,409,943 |
| 33 | United Dairy | 1,489,410 | | | 5,957,640 | | | | | | 7,447,049 |
| 1 | Wawa Dairy | | | 524,823 | | | | | | | 524,823 |
| 5 | Westover Dairy | 5,273,556 | | | | | | | | 1,739,092 | 7,012,648 |
| VA | White Wave Mt. Crawford | | | | 942,066 | | | | | | 942,066 |
| 5 | Winchester Farms | 224,895 | | | | | | | | | 224,895 |
| TOTAL | | 25,609,371 | 445,263 | 20,135,945 | 13,248,535 | 2,571,082 | 249,618 | 118,340 | 3,114,498 | 1,739,092 | 67,231,744 |

| | |
|---------------------------------|----------|
| 9-month Base Minus Total | 0 |
|---------------------------------|----------|

Virginia State Milk Commission
 Base Assignment System
 November 2025

| Established 9-month Base | DFA SE | DFA NE | MDVA | CMPA | Land O'Lakes | Cumberland Valley | Mt. Joy | Lanco-Pennland | Cobblestone | Established Base Total |
|--------------------------|------------|---------|------------|------------|--------------|-------------------|---------|----------------|-------------|------------------------|
| | 25,058,632 | 435,687 | 19,702,914 | 12,963,620 | 2,515,790 | 244,250 | 115,795 | 3,047,520 | 1,701,692 | 65,785,900 |

| Order | Distributor | DFA SE | DFA NE | MDVA | CMPA | Land O'Lakes | Cumberland Valley | Mt. Joy | Lanco-Pennland | Cobblestone | Total Base Assignment |
|--------------|-------------------------|-------------------|----------------|-------------------|-------------------|------------------|-------------------|----------------|------------------|------------------|-----------------------|
| 5 | Borden Dairy KY | | | 411,314 | | | | | | | 411,314 |
| 1 | Cloverland Farms Dairy | 113,944 | | | | | | | | | 113,944 |
| 5 | Dairy Fresh | 5,527,893 | | | | | | | | | 5,527,893 |
| 1 | Dairy Maid | 4,074,407 | | | | | | | | | 4,074,407 |
| 1 | Dutch Valley Foods | | | | | 249,161 | | | | | 249,161 |
| 5 | Homestead Creamery | | | 408,862 | | | | | | | 408,862 |
| 1 | HP Hood | 150,046 | | 1,864,233 | | 1,714,187 | | | | | 3,728,465 |
| 5 | Land-O-Sun Spartanburg | 441,492 | | | | | | | | | 441,492 |
| 5 | Maola High Point | | | | 2,789,305 | | | | | | 2,789,305 |
| 1 | Maola Philadelphia | | | 473,563 | | | | | | | 473,563 |
| 1 | Marva Maid Landover | | | 7,028,444 | | | 241,566 | | | | 7,270,009 |
| 5 | Marva Maid Newport News | 3,999,127 | | 7,388,281 | 3,440,879 | 373,222 | | | 3,014,031 | | 18,215,540 |
| 5 | Mayfield | 487,101 | | | | | | | | | 487,101 |
| 5 | Milkco | 2,305,468 | | | | | | | | | 2,305,468 |
| 33 | Nestle | 185,169 | | | | | | | | | 185,169 |
| 1 | Potomac Farms | | | | | 151,575 | | | | | 151,575 |
| 7 | Saputo - KY | 215,020 | | | | | | | | | 215,020 |
| 1 | Saputo - NY | 113,561 | | | | | | | | | 113,561 |
| 33 | Superior Dairy | | | 1,409,318 | | | | | | | 1,409,318 |
| 1 | Tuscan Lehigh Dairies | 778,327 | 430,899 | | | | | 114,523 | | | 1,323,749 |
| 33 | United Dairy | 1,433,429 | | | 5,733,717 | | | | | | 7,167,146 |
| 1 | Wawa Dairy | | | 502,384 | | | | | | | 502,384 |
| 5 | Westover Dairy | 4,740,550 | | | | | | | | 1,682,992 | 6,423,542 |
| VA | White Wave Mt. Crawford | | | | 857,261 | | | | | | 857,261 |
| 5 | Winchester Farms | 217,730 | | | | | | | | | 217,730 |
| TOTAL | | 24,783,262 | 430,899 | 19,486,398 | 12,821,163 | 2,488,144 | 241,566 | 114,523 | 3,014,031 | 1,682,992 | 65,062,978 |

| | | | | | | | | | | | |
|---------------------------------|--|--|--|--|----------|--|--|--|--|--|----------|
| 9-month Base Minus Total | | | | | 0 | | | | | | 0 |
|---------------------------------|--|--|--|--|----------|--|--|--|--|--|----------|

