

Meeting Minutes  
Wednesday, September 21, 2016

Title V Fees Stakeholder Advisory Group (SAG)  
DEQ Central Office  
629 E. Main Street, Richmond, VA  
2<sup>nd</sup> Floor Conference Rooms

Members Present: Philip Lockard, Jim Taylor, Laura Rose, Lenny Dupuis, Keith Martin, Mike Stoneberger, Jay Willis, Ronald Jefferson, Michael Dowd, and Valerie Thomson.

Members Absent: Michael Town, Walton Shepherd.

Other Participants: Angie Jenkins (facilitator), Tom Ballou, Tamera Thompson, Todd Alonzo, Chris Moore, and Gary Graham.

Meeting convened: 9:30 a.m.

Meeting adjourned: 2:56 p.m.

1. Welcome and Introductions [Angie Jenkins, DEQ]. Angie Jenkins welcomed the SAG members to the meeting and reviewed logistics of the facilities. The agenda for the meeting had been emailed to members and had been posted on the Virginia Regulatory Town Hall. Meeting materials (Attachments 1 - 7) had been emailed to the members earlier and were available in the meeting room for public attendees. These materials were the response to action items from the August 29, 2016 SAG meeting. Attachment 8 was handed out at the meeting.

2. Group Discussion [Angie Jenkins, DEQ]:

Consensus was tested with respect to each recommendation proposed by the group, with the level of interest defined as follows:

3 – Strongly Support

2 – Some reservations, but can live with it and will not oppose it

1 – Serious concerns make it impossible to support and may actively oppose it

Consensus would be achieved so long as all members present indicated a level of interest of “2” or “3”. No consensus would be reached if any one member expressed a level of interest of “1.”

- a. Proposal: Raise an additional \$2 million or more from application fees and maintenance fees.  
Decision: Approved by consensus.
- b. Proposal: Increase maintenance fees by 100% for Title V Major and Title V Complex Major source categories.  
Decision: Approved by consensus.
- c. Proposal: Increase maintenance fees by 50% for Title V by Rule and Synthetic Minor – 80% of Major Threshold (SM-80) source categories, increasing gradually to 100% over future years.  
Decision: Approved by consensus.
- d. Proposal: Establish a \$500 minimum maintenance fee applicable to all Synthetic Minor (SM) sources.  
Decision: Approved by consensus.
- e. Proposal: Change Title V Source application fees as follows:
- |   |                      |
|---|----------------------|
| i. Major NSR                              | Increase to \$63,000 |
| ii. Major NSR Amendment                   | Increase to \$10,000 |
| iii. State Major                          | Increase to \$25,000 |
| iv. Title V                               | Increase to \$35,000 |
| v. Title V Renewal                        | Increase to \$15,000 |
| vi. Title V Modification                  | Increase to \$ 4,000 |
| vii. State Operating Permit (SOP)         | Increase to \$10,000 |
| viii. State Operating Permit Amendment    | Increase to \$ 4,000 |
| ix. Minor NSR/Title V Source w/Exemptions | Increase to \$ 5,000 |
| x. Minor NSR Amendment Title V Source     | Increase to \$ 2,500 |
- Decision: Approved by consensus.
- f. Proposal: Change Non-Title V Source application fees as follows:
- |                             |                      |
|-----------------------------|----------------------|
| i. Synthetic Minor/SOP      | Increase to \$ 5,000 |
| ii. SOP Amendment           | Increase to \$ 2,500 |
| iii. Minor NSR w/Exemptions | Increase to \$ 3,000 |
| iv. Minor NSR Amendment     | Increase to \$ 1,000 |
- Decision: Approved by consensus.
- g. Proposal: Increase emissions fees annually through FY 2021 to make up difference between projected revenue based upon the above changes to maintenance fees and application fees, then only CPI increases thereafter.  
Decision: Group decided to postpone discussion until the next meeting.

3. Action Items:

- a. The next meeting will be in the DEQ Central Office 2<sup>nd</sup> floor conference rooms at 629 E. Main St, Richmond, Virginia on Tuesday, October 4, 2016 beginning at 9:30 a.m. The group will be notified of any changes (which also will be published on the Virginia Regulatory Town Hall).
- b. Summary of one action item assignment resulting from this meeting:  
[DEQ] Provide spreadsheet of Gradual Emission Fee Increase Revenue Projections.

Attachments:

1. Calculation of Estimated Cost for Permit Program & Percentage Fee Increase to Meet Costs.
2. Application Fee Incremental Increases.
3. Title V Emissions and Maintenance Fees by Billing Type (All sources except SM NSR).
4. Emissions fee stabilization examples, beginning with Alabama.
5. Addressing Declining Emissions in Title V Fee Program – Connecticut Approach; Anne Gobin Presentation (10/5/11).
6. Increasing Maintenance Fees 50%, 70%, 100%.
7. Permit Fees - Increasing Everything 30%, 50%, 100% Except Title V Mod and Title V Minor NSR (\$5000).
8. Title V Emissions and Maintenance Fees by Billing Type (SM NSR)

Attachment 1: "Calculation of Estimated Cost for Permit Program & Percentage Fee Increase to Meet Costs" follows:





Attachment 2: "Application Fee Incremental Increases" follows.

**Application Fee Incremental Cost Increases**

Title V Sources	Ave. No. of Permits Over 5 Years (2012 - 2016)	Hours/Permit	Total Hours	2016 Application Fees	30% Increase	Would Have Collected
Major NSR	1	2000	2000	\$31,558	\$41,025.40	\$41,025.40
Major NSR Amendment	7	159	1113	\$7,363	\$9,571.90	\$67,003.30
State Major	1	498	498	\$15,779	\$20,512.70	\$20,512.70
Title V	6	1115	6690	\$21,039	\$27,350.70	\$164,104.20
Title V Renewal	30	397	11910	\$10,519	\$13,674.70	\$410,241.00
Title V Modification	18	88	1584	\$3,681	\$4,785.30	\$86,135.40
State Operating	1	185	185	\$7,363	\$9,571.90	\$9,571.90
State Operating Amendment	4	76	304	\$3,681	\$4,785.30	\$19,141.20
Minor NSR/Title V Source w/Exemptions	45	802	36090	\$1,577	\$2,050.10	\$92,254.50
Minor NSR Amendment Title V Source	30	133	3990	\$788	\$1,024.40	\$30,732.00
<b>Total</b>						\$940,721.60

40% Increase	Would Have Collected
\$44,181.20	\$44,181.20
\$10,308.20	\$72,157.40
\$22,090.60	\$22,090.60
\$29,454.60	\$176,727.60
\$14,726.60	\$441,798.00
\$5,153.40	\$92,761.20
\$10,308.20	\$10,308.20
\$5,153.40	\$20,613.60
\$2,207.80	\$99,351.00
\$1,103.20	\$33,096.00
<b>Total - TV</b>	<b>\$1,013,084.80</b>

50% Increase	Would Have Collected
\$47,337.0	\$47,337.0
\$11,044.50	\$77,311.50
\$23,668.50	\$23,668.50
\$31,558.50	\$189,351.00
\$15,778.50	\$473,355.00
\$5,521.50	\$99,387.00
\$11,044.50	\$11,044.50
\$5,521.50	\$22,086.00
\$2,365.50	\$106,447.50
\$1,182.00	\$35,460.00
<b>Total - TV</b>	<b>\$1,085,448.00</b>

60% Increase	Would Have Collected
\$52,070.70	\$52,070.70
\$12,148.95	\$85,042.65
\$26,035.35	\$26,035.35
\$34,714.35	\$208,286.10
\$17,356.35	\$520,690.50
\$6,073.65	\$109,325.70
\$12,148.95	\$12,148.95
\$6,073.65	\$24,294.60
\$2,602.05	\$117,092.25
\$1,300.20	\$39,006.00
<b>Total - TV</b>	<b>1193992.8</b>

80% Increase	Would Have Collected
\$56,804.40	\$56,804.40
\$13,253.40	\$92,773.80
\$28,402.20	\$28,402.20
\$37,870.20	\$227,221.20
\$18,934.20	\$568,026.00
\$6,625.80	\$119,264.40
\$13,253.40	\$13,253.40
\$6,625.80	\$26,503.20
\$2,838.60	\$127,737.00
\$1,418.40	\$42,552.00
<b>Total - TV</b>	<b>\$1,302,537.60</b>

Non-Title V Sources	Ave. No. of Permits Over 5 Years (2012 - 2016)	Hours/Permit	Total Hours	2016 Application Fees	30 % Increase	Would Have Collected
Synthetic Minor/SOP	6	866	5196	\$1,577	\$2,050.10	\$12,300.60
SOP Amendment	36	109	3924	\$841	\$1,093.30	\$39,358.80
Minor NSR w/Exemptions	137	134	18358	\$525	\$682.50	\$93,502.50
Minor NSR Amendment	64	65	4160	\$262	\$340.60	\$21,798.40
<b>Total</b>						\$166,960.30

40% Increase	Would Have Collected
\$2,207.80	\$13,246.80
\$1,177.40	\$42,386.40
\$735.00	\$100,695.00
\$366.80	\$23,475.20
<b>Total - SM</b>	<b>\$179,803.40</b>

50% Increase	Would Have Collected
\$2,365.50	\$14,193.00
\$1,261.50	\$45,414.00
\$787.50	\$107,887.50
\$393.00	\$25,152.00
<b>Total SM</b>	<b>\$192,646.50</b>

60 % Increase	Would Have Collected
\$2,523.2	\$15,139.20
\$1,345.60	\$48,441.60
\$840.00	\$115,080.00
\$419.20	\$26,828.80
<b>Total - SM</b>	<b>\$205,489.60</b>

80% Increase	Would Have Collected
\$2,838.60	\$17,031.60
\$1,513.80	\$54,496.80
\$945.00	\$129,465.00
\$471.60	\$30,182.40
<b>Total - SM</b>	<b>\$231,175.80</b>

**30% Across Board Increase = \$1,107,681.90**

**Total \$1,192,888.20**

**Total \$1,278,094.50**

**Total \$1,399,482.40**

**Total \$1,533,713.40**

Title V Sources	100% Increase	Would Have Collected
Major NSR	\$63,116	\$63,116
Major NSR Amendment	\$14,726.00	\$103,082.00
State Major	\$31,558.00	\$31,558.00
Title V	\$42,078.00	\$252,468.00
Title V Renewal	\$21,038.00	\$631,140.00
Title V Modification	\$7,362.00	\$132,516.00
State Operating	\$14,726.00	\$14,726.00
State Operating Amendment	\$7,362.00	\$29,448.00
Minor NSR/Title V Source w/Exemptions	\$3,154.00	\$141,930.00
Minor NSR Amendment Title V Source	\$1,576.00	\$47,280.00
<b>Total - TV</b>		<b>\$1,447,264.00</b>

120% Increase	Would Have Collected
\$69,427.60	\$69,427.6
\$16,198.60	\$113,390.20
\$34,713.80	\$34,713.80
\$46,285.80	\$277,714.80
\$23,141.80	\$694,254.00
\$8,098.20	\$145,767.60
\$16,198.60	\$16,198.60
\$8,098.20	\$32,392.80
\$3,469.40	\$156,123.00
\$1,733.60	\$52,008.00
<b>Total - TV</b>	<b>\$1,591,990.40</b>

140% Increase	Would Have Collected
\$75,739.20	\$75,739.20
\$17,671.20	\$123,698.40
\$37,869.60	\$37,869.60
\$50,493.60	\$302,961.60
\$25,245.60	\$757,368.00
\$8,834.40	\$159,019.20
\$17,671.20	\$17,671.20
\$8,834.40	\$35,337.60
\$3,784.80	\$170,316.00
\$1,891.20	\$56,736.00
<b>Total -TV</b>	<b>\$1,736,716.80</b>

Non-Title V Sources	100% Increase	Would Have Collected
Synthetic Minor/SOP	\$3,154.00	\$18,924.00
SOP Amendment	\$1,682.00	\$60,552.00
Minor NSR w/Exemptions	\$1,050.00	\$143,850.00
Minor NSR Amendment	\$524.00	\$33,536.00
<b>Total - SM</b>		<b>\$256,862.00</b>

120% Increase	Would Have Collected
\$3,469.40	\$20,816.40
\$1,850.20	\$66,607.20
\$1,155.00	\$158,235.00
\$576.40	\$36,889.60
<b>Total SM</b>	<b>\$282,548.20</b>

140% Increase	Would Have Collected
\$3,784.80	\$22,708.80
\$2,018.40	\$72,662.40
\$1,260.00	\$172,620.00
\$628.80	\$40,243.20
<b>Total - SM</b>	<b>\$308,234.40</b>

**Total \$1,704,126.00**

**Total \$1,874,538.60**

**Total \$2,044,951.20**



Attachment 3: "Title V Emissions and Maintenance Fees by Billing Type (All sources except SM NSR)" follows.

Title V Emissions and Maintenance Fees by Billing Type

Billing Type	Region	REGIS	SITE NAME	REGULATED PLLT TOTAL (tpy)	BILLABLE PLLT TOTAL (tpy)	GROSS FEE (USD)	MAINTENANCE FEE (USD)	BILL FEE (USD)
Title V Complex Major	Blue Ridge - Roanoke	20328	WestRock Virginia Corporation - Covington	11,307.54	9,077.83	552,930.63	10,519.00	563,449.63
Title V Complex Major	Piedmont	50396	Dominion - Chesterfield Power Station	7,161.99	7,161.99	436,236.81	10,519.00	446,755.81
Title V Complex Major	Blue Ridge - Roanoke	20656	US Army - RAAP	5,929.34	5,929.34	361,156.09	10,519.00	371,675.10
Title V Complex Major	Piedmont	50232	Honeywell Resins and Chemicals LLC -Hopewell	5,558.84	4,680.90	285,113.61	10,519.00	295,632.62
Title V Complex Major	Blue Ridge - Roanoke	20232	Roanoke Cement Company	4,515.15	4,515.10	275,014.74	10,519.00	285,533.74
Title V Complex Major	Piedmont	40126	WestRock CP LLC - West Point	2,902.36	2,902.36	176,782.75	10,519.00	187,301.75
Title V Complex Major	Northern	70225	Dominion - Possum Point Power Station	2,592.53	2,592.53	157,911.01	10,519.00	168,430.00
Title V Complex Major	Blue Ridge - Roanoke	20304	Celanese Acetate LLC	2,132.63	2,132.63	129,898.49	10,519.00	140,417.49
Title V Complex Major	Piedmont	50370	WestRock CP LLC - Hopewell	1,962.08	1,962.08	119,510.31	10,519.00	130,029.29
Title V Complex Major	Tidewater	60214	International Paper - Franklin Mill	1,485.28	1,485.28	90,468.41	10,519.00	100,987.40
Title V Complex Major	Southwest	11526	Dominion - Virginia City Hybrid Energy Center	1,297.50	1,297.50	79,030.72	10,519.00	89,549.73
Title V Complex Major	Tidewater	60153	Huntington Ingalls Incorporated - NN Shipbldg Div	855.93	855.93	52,134.70	10,519.00	62,653.70
Title V Complex Major	Tidewater	60116	Plains Marketing LP Yorktown	653.33	653.33	39,794.33	10,519.00	50,313.33
Title V Complex Major	Tidewater	60941	US Navy Norfolk Naval Base-Sewells Point	208.10	188.24	11,465.70	10,519.00	21,984.70
Title V Complex Major	Valley	40200	University of Virginia	114.48	114.48	6,972.98	10,519.00	17,491.98
Title V Complex Major	Tidewater	60188	Solenis LLC	106.78	106.78	6,503.96	10,519.00	17,022.97
Title V Complex Major	Tidewater	60033	US Navy - Joint Expeditionary Base - Little Creek	45.30	45.30	2,759.22	10,519.00	6,440.22
TOTAL				48,829.16	45,701.60	2,783,684.46	178,823.00	2,955,669.46
AVERAGE				2,872.30	2,688.33	163,746.14	10,519.00	173,862.91
Avg@\$50/hr							8,200.00	

Title V Emissions and Maintenance Fees by Billing Type

Billing Type	Region	REGIS	SITE NAME	REGULATED PLLT TOTAL (tpy)	BILLABLE PLLT TOTAL (tpy)	GROSS FEE (USD)	MAINTENANCE FEE (USD)	BILL FEE (USD)
Title V Major	Blue Ridge - Lynchburg	30867	Dominion/ODEC - Clover Power Station	11,164.67	6,751.20	411,215.59	3,681.00	414,896.59
Title V Major	Southwest	10200	Jewell Coke Company LLP	6,829.93	5,985.28	364,563.40	3,681.00	368,244.40
Title V Major	Blue Ridge - Roanoke	20225	Lhoist North America - Kimballton Plant	7,778.37	5,660.05	344,753.64	3,681.00	348,434.65
Title V Major	Tidewater	60137	Dominion - Yorktown Power Station	5,874.85	5,325.51	324,376.81	3,681.00	328,057.81
Title V Major	Southwest	10236	American Electric Power-Clinch River Plant	3,200.57	3,200.57	194,946.73	3,681.00	198,627.72
Title V Major	Piedmont	50950	James River Genco LLC	2,698.54	2,697.04	164,276.72	3,681.00	167,957.71
Title V Major	Piedmont	51033	Spruance Genco LLC	1,909.29	1,906.46	116,122.48	3,681.00	119,803.48
Title V Major	Northern	71920	Covanta Fairfax, Inc.	1,843.16	1,837.10	111,897.76	3,681.00	115,578.76
Title V Major	Tidewater	61018	Wheelabrator Portsmouth Inc - RDF Facility	1,562.20	1,561.77	95,127.42	3,681.00	98,808.41
Title V Major	Piedmont	51018	Doswell Limited Partnership	1,338.59	1,338.59	81,533.53	3,681.00	85,214.52
Title V Major	Blue Ridge - Lynchburg	30861	Dominion - Mecklenburg Power Station	1,007.08	1,007.08	61,341.24	3,681.00	65,022.24
Title V Major	Piedmont	50840	Bear Island Paper WB LLC	983.69	983.69	59,916.55	3,681.00	63,597.56
Title V Major	Blue Ridge - Roanoke	30389	GP Big Island LLC	955.01	955.01	58,169.68	3,681.00	61,850.66
Title V Major	Piedmont	50967	Hopewell Cogeneration Ltd Partnership	834.60	834.60	50,835.48	3,681.00	54,516.49
Title V Major	Tidewater	60923	Owens-Brockway Glass Container Inc	692.26	692.26	42,165.55	3,681.00	45,846.56
Title V Major	Southwest	10308	Vaughan-Bassett Furniture Company	678.53	678.53	41,329.26	3,681.00	45,010.26
Title V Major	Blue Ridge - Lynchburg	30106	Goodyear Tire and Rubber Company Danville	673.06	673.06	40,996.08	3,681.00	44,677.08
Title V Major	Blue Ridge - Roanoke	20460	American Electric Power Glen Lyn	665.96	665.96	40,563.63	3,681.00	44,244.62
Title V Major	Blue Ridge - Lynchburg	30549	Greif Packaging LLC	629.48	629.48	38,341.63	3,681.00	42,022.63
Title V Major	Piedmont	50363	Hercules Inc Aqualon Div	603.73	603.73	36,773.20	3,681.00	40,454.19
Title V Major	Northern	40809	Birchwood Power Facility	587.70	587.70	35,796.80	3,681.00	39,477.81
Title V Major	Tidewater	61049	Portsmouth Genco LLC	548.08	547.64	33,356.75	3,681.00	37,037.75
Title V Major	Northern	71895	Covanta Alexandria/Arlington, Inc.	480.82	479.58	29,211.22	3,681.00	32,892.22
Title V Major	Tidewater	60277	Perdue AgriBusiness - Chesapeake	467.13	467.13	28,452.89	3,681.00	32,133.89
Title V Major	Southwest	10945	Buchanan Preparation Plant Facility	463.20	463.20	28,213.52	3,681.00	31,894.51
Title V Major	Piedmont	50283	Georgia Pacific Wood Products - Emporia - Plywood	461.67	461.67	28,120.32	3,681.00	31,801.32
Title V Major	Blue Ridge - Roanoke	20765	Volvo Trucks - New River Valley Plant	456.84	456.84	27,826.12	3,681.00	31,507.12
Title V Major	Blue Ridge - Lynchburg	30903	Georgia-Pacific Wood Products LLC	451.67	448.46	27,315.69	3,681.00	30,996.70
Title V Major	Blue Ridge - Roanoke	20124	Virginia Tech	434.19	434.19	26,446.51	3,681.00	30,127.51
Title V Major	Blue Ridge - Lynchburg	30397	Griffin Pipe Products Co LLC	415.74	401.59	24,460.84	3,681.00	28,141.85
Title V Major	Valley	81062	Masco Cabinetry LLC	396.21	396.21	24,133.15	3,681.00	27,814.15
Title V Major	Blue Ridge - Lynchburg	30905	Huber Engineered Woods, LLC	373.80	373.74	22,764.50	3,681.00	26,445.50
Title V Major	Tidewater	61093	Dominion - Southampton Power Station	367.19	367.19	22,365.55	3,681.00	26,046.54
Title V Major	Blue Ridge - Lynchburg	30864	Transco Gas Pipe Line Corp Station 165	353.35	353.35	21,522.54	3,681.00	25,203.55
Title V Major	Piedmont	51264	Chaparral Virginia Incorporated	341.79	341.79	20,818.43	3,681.00	24,499.43
Title V Major	Tidewater	60065	Ball Metal Beverage Container Corporation-Williamsburg	341.14	340.24	20,724.02	3,681.00	24,405.02
Title V Major	Piedmont	50722	Philip Morris USA Inc - Park 500	329.31	328.66	20,018.69	3,681.00	23,699.68
Title V Major	Blue Ridge - Lynchburg	30718	Owens-Brockway Glass Container Inc	322.19	321.98	19,611.80	3,681.00	23,292.80
Title V Major	Piedmont	50397	E I du Pont de Nemours and Co-Spruance Plt	304.12	304.12	18,523.95	3,681.00	22,204.95
Title V Major	Piedmont	52148	INGENCO - King and Queen	293.06	293.06	17,850.28	3,681.00	21,531.28
Title V Major	Blue Ridge - Lynchburg	30859	Dominion - Altavista Power Station	291.76	291.76	17,771.10	3,681.00	21,452.10
Title V Major	Piedmont	52037	INGENCO - Chester Plant	286.67	286.67	17,461.07	3,681.00	21,142.07
Title V Major	Blue Ridge - Roanoke	20131	RES dba Steel Dynamics Roanoke Bar Division	286.34	286.34	17,440.96	3,681.00	21,121.97
Title V Major	Blue Ridge - Roanoke	30294	CPFilms Inc.	295.81	284.56	17,332.56	3,681.00	21,013.55
Title V Major	Northern	40903	King George Landfill Inc	308.66	271.21	16,519.38	3,681.00	20,200.40
Title V Major	Piedmont	52154	INGENCO - Brunswick Plant	265.02	265.02	16,142.36	3,681.00	19,823.37
Title V Major	Blue Ridge - Lynchburg	30871	Dominion - Pittsylvania Power Station	260.28	260.28	15,853.66	3,681.00	19,534.65
Title V Major	Piedmont	50076	Philip Morris USA Manufacturing Center	257.14	256.33	15,613.06	3,681.00	19,294.06

Title V Emissions and Maintenance Fees by Billing Type

Billing Type	Region	REGIS	SITE NAME	REGULATED PLLT TOTAL (tpy)	BILLABLE PLLT TOTAL (tpy)	GROSS FEE (USD)	MAINTENANCE FEE (USD)	BILL FEE (USD)
Title V Major	Valley	81095	Kingspan Insulation LLC	255.77	255.77	15,578.96	3,681.00	19,259.95
Title V Major	Northern	40808	Dominion - Gordonsville Power Station	249.10	248.08	15,110.56	3,681.00	18,791.55
Title V Major	Blue Ridge - Lynchburg	31039	ArborTech Forest Products Inc	239.27	239.27	14,573.93	3,681.00	18,254.94
Title V Major	Piedmont	51019	Dominion - Hopewell Power Station	237.24	237.24	14,450.29	3,681.00	18,131.29
Title V Major	Tidewater	61019	Hampton/NASA Steam Plant	231.89	231.89	14,124.42	3,681.00	17,805.42
Title V Major	Piedmont	51998	INGENCO - Charles City	230.18	230.18	14,020.27	3,681.00	17,701.26
Title V Major	Tidewater	60350	HRSD Virginia Initiative Plant	218.12	218.12	13,285.70	3,681.00	16,966.69
Title V Major	Valley	40995	Tenaska Virginia Partners, L.P.	214.74	214.74	13,079.82	3,681.00	16,760.81
Title V Major	Tidewater	40333	Tyson Farms Inc - Temperanceville	213.88	213.88	13,027.43	3,681.00	16,708.43
Title V Major	Northern	41057	Trae Fuels LTD	210.74	210.74	12,836.18	3,681.00	16,517.17
Title V Major	Blue Ridge - Lynchburg	21526	NOVEC Energy Production Halifax County Biomass	210.53	210.53	12,823.38	3,681.00	16,504.38
Title V Major	Blue Ridge - Lynchburg	30845	Norcraft Companies	209.41	209.41	12,755.16	3,681.00	16,436.16
Title V Major	Northern	40961	Dominion - Remington CT Station	207.54	207.54	12,641.27	3,681.00	16,322.26
Title V Major	Piedmont	31047	INGENCO - Amelia	202.21	202.21	12,316.61	3,681.00	15,997.61
Title V Major	Piedmont	50752	Shoosmith Brothers Inc	251.17	199.90	12,175.90	3,681.00	15,856.91
Title V Major	Piedmont	40920	Middle Peninsula Landfill	215.35	197.11	12,005.97	3,681.00	15,686.97
Title V Major	Blue Ridge - Roanoke	20329	Ingevity Virginia Corporation	197.01	197.01	11,999.87	3,681.00	15,680.88
Title V Major	Tidewater	60351	HRSD - Boat Harbor Sewage Treatment Plant	193.03	193.03	11,757.47	3,681.00	15,438.46
Title V Major	Piedmont	50988	Dominion - Bellemeade Power Station	188.31	188.31	11,469.96	3,681.00	15,150.96
Title V Major	Blue Ridge - Roanoke	30515	Southern Finishing	185.51	185.51	11,299.41	3,681.00	14,980.41
Title V Major	Tidewater	60431	HRSD Chesapeake-Elizabeth Sewage Treatment Plant	183.56	183.56	11,180.65	3,681.00	14,861.64
Title V Major	Piedmont	50249	Kaiser Aluminum Fabricated Products LLC	178.11	178.11	10,848.68	3,681.00	14,529.68
Title V Major	Northern	40996	Old Dominion Electric Cooperative - Marsh Run	176.20	176.20	10,732.34	3,681.00	14,413.34
Title V Major	Tidewater	60152	Anheuser-Busch LLC - Williamsburg Brewery	166.00	166.00	10,111.06	3,681.00	13,792.06
Title V Major	Valley	40199	Dominion - Bremo Power Station	163.00	163.00	9,928.32	3,681.00	13,609.33
Title V Major	Valley	81391	Dominion - Warren	160.69	160.69	9,787.63	3,681.00	13,468.63
Title V Major	Valley	80252	O-N Minerals (Chemstone) Company - Strasburg Lime	159.74	159.74	9,729.76	3,681.00	13,410.76
Title V Major	Tidewater	60355	HRSD - Williamsburg Sewage Treatment Plant	155.08	154.96	9,438.61	3,681.00	13,119.61
Title V Major	Blue Ridge - Lynchburg	32035	Elkay Wood Product Company	153.26	152.89	9,312.53	3,681.00	12,993.53
Title V Major	Southwest	11046	East Tennessee Natural Gas Co-Station 3401	150.39	150.39	9,160.26	3,681.00	12,841.25
Title V Major	Piedmont	51278	Atlantic Waste Disposal Inc - Waverly	186.07	149.96	9,134.06	3,681.00	12,815.06
Title V Major	Piedmont	50418	DuPont Teijin Films	149.42	149.42	9,101.17	3,681.00	12,782.17
Title V Major	Blue Ridge - Roanoke	31013	Bassett Furniture Industries, Inc., Table Plant 11	148.18	148.18	9,025.65	3,681.00	12,706.64
Title V Major	Northern	72340	Prince William County Sanitary Landfill	158.27	146.13	8,900.78	3,681.00	12,581.78
Title V Major	Valley	80077	Mundet-Hermetite Inc	143.61	143.61	8,747.29	3,681.00	12,428.29
Title V Major	Tidewater	61685	Perdue Foods LLC - Accomac Complex	141.56	141.10	8,594.41	3,681.00	12,275.40
Title V Major	Valley	80517	INVISTA S.a r.l. - Waynesboro	139.75	139.75	8,512.17	3,681.00	12,193.17
Title V Major	Blue Ridge - Lynchburg	30996	Morgan Lumber Company	138.54	138.54	8,438.48	3,681.00	12,119.47
Title V Major	Blue Ridge - Lynchburg	32004	Dominion - Bear Garden CT Station	131.98	131.98	8,038.90	3,681.00	11,719.90
Title V Major	Piedmont	50336	Dominion - Gravel Neck CT Station	129.52	129.26	7,873.23	3,681.00	11,554.23
Title V Major	Piedmont	50997	Dominion - Darbytown CT Station	126.31	126.31	7,693.53	3,681.00	11,374.54
Title V Major	Valley	81111	Cellofoam North America Inc - Winchester	125.58	125.58	7,649.08	3,681.00	11,330.08
Title V Major	Northern	40728	MASCO Cabinetry LLC - Culpeper	126.49	125.47	7,642.38	3,681.00	11,323.38
Title V Major	Southwest	10804	Dickenson-Russell Coal Co/McClure River Prep Plant	122.02	122.02	7,432.23	3,681.00	11,113.24
Title V Major	Tidewater	61673	Franklin Lumber LLC	120.34	120.34	7,329.91	3,681.00	11,010.91
Title V Major	Northern	40960	Dominion - Ladysmith CT Station	117.12	117.12	7,133.79	3,681.00	10,814.78
Title V Major	Piedmont	50260	Reynolds Consumer Products LLC - Bellwood Printing	113.20	113.20	6,895.01	3,681.00	10,576.01
Title V Major	Southwest	10244	General Shale Brick Inc	111.39	111.39	6,784.76	3,681.00	10,465.76

Title V Emissions and Maintenance Fees by Billing Type

Billing Type	Region	REGIS	SITE NAME	REGULATED PLLT TOTAL (tpy)	BILLABLE PLLT TOTAL (tpy)	GROSS FEE (USD)	MAINTENANCE FEE (USD)	BILL FEE (USD)
Title V Major	Tidewater	40898	Commonwealth Chesapeake Power Station	110.96	110.96	6,758.57	3,681.00	10,439.57
Title V Major	Blue Ridge - Roanoke	20543	RADVA Corporation - Radford Plant	109.28	109.28	6,656.24	3,681.00	10,337.24
Title V Major	Tidewater	61291	USA Waste of Virginia Landfills - Bethel	116.32	107.06	6,521.03	3,681.00	10,202.02
Title V Major	Northern	40989	Old Dominion Electric Cooperative - Louisa	106.11	106.11	6,463.16	3,681.00	10,144.16
Title V Major	Blue Ridge - Roanoke	20447	General Shale Brick, Inc.	105.23	105.23	6,409.55	3,681.00	10,090.56
Title V Major	Tidewater	61108	Dominion - Elizabeth River CT Station	102.77	102.77	6,259.71	3,681.00	9,940.72
Title V Major	Blue Ridge - Roanoke	20123	Yokohama Tire Manufacturing Virginia LLC	97.68	97.68	5,949.68	3,681.00	9,630.69
Title V Major	Tidewater	61440	Arkema Inc - Franklin VA Site	97.16	97.16	5,918.01	3,681.00	9,599.02
Title V Major	Valley	80333	O'Sullivan Films Inc	92.91	92.91	5,659.15	3,681.00	9,340.15
Title V Major	Piedmont	40371	Potomac Supply Limited Liability Company	92.78	92.78	5,651.23	3,681.00	9,332.23
Title V Major	Tidewater	60234	U S Gypsum Company	92.07	92.07	5,607.99	3,681.00	9,288.98
Title V Major	Southwest	10050	General Dynamics OTS Inc - Plant #1	88.58	88.58	5,395.41	3,681.00	9,076.41
Title V Major	Tidewater	60294	US Navy Naval Air Station Oceana	88.29	88.29	5,377.75	3,681.00	9,058.74
Title V Major	Northern	71961	Michigan Cogeneration Systems Inc	86.39	86.39	5,262.01	3,681.00	8,943.01
Title V Major	Piedmont	50258	Kinder Morgan Southeast Terminals-Rchmd Terminal	85.69	85.69	5,219.38	3,681.00	8,900.38
Title V Major	Blue Ridge - Lynchburg	30415	Colonial Pipeline Company Mitchell Junction	82.42	82.42	5,020.20	3,681.00	8,701.20
Title V Major	Tidewater	40483	Valley Proteins - Accomac Division	80.70	80.70	4,915.43	3,681.00	8,596.44
Title V Major	Blue Ridge - Roanoke	21446	James Hardie Building Products	79.11	79.11	4,818.59	3,681.00	8,499.59
Title V Major	Piedmont	40937	King and Queen Sanitary Landfill	96.34	78.75	4,796.67	3,681.00	8,477.66
Title V Major	Tidewater	40602	Calpine Mid-Atlantic Generation LLC - Bayview	76.36	76.36	4,651.08	3,681.00	8,332.09
Title V Major	Piedmont	51009	Columbia Gas Transmission Corp-Prince Georg	75.83	75.82	4,618.21	3,681.00	8,299.20
Title V Major	Valley	80524	Merck Sharp & Dohme Corporation	74.60	74.60	4,543.88	3,681.00	8,224.89
Title V Major	Valley	80092	Valley Proteins, Inc.	72.64	72.64	4,424.51	3,681.00	8,105.50
Title V Major	Valley	40083	Columbia Gas Transmission Corp - Bickers	70.47	70.47	4,292.32	3,681.00	7,973.33
Title V Major	Valley	81000	R R Donnelley & Sons Co Harrisonburg Mfg North	68.87	68.87	4,194.87	3,681.00	7,875.87
Title V Major	Northern	70087	Kinder Morgan Newington Terminal #1	68.54	68.54	4,174.77	3,681.00	7,855.77
Title V Major	Southwest	11085	Consolidated Glass & Mirror Corporation - Jack Guynn Dr	67.65	67.65	4,120.57	3,681.00	7,801.56
Title V Major	Blue Ridge - Roanoke	30877	CPFilms Inc - Axton	68.06	67.30	4,099.24	3,681.00	7,780.24
Title V Major	Tidewater	61341	SPSA - Regional Landfill	87.70	66.86	4,072.45	3,681.00	7,753.44
Title V Major	Blue Ridge - Lynchburg	30260	BWXT Nuclear Operations Group Inc	66.37	66.37	4,042.60	3,681.00	7,723.60
Title V Major	Piedmont	50554	Chemours James River Plant	64.22	64.22	3,911.64	3,681.00	7,592.64
Title V Major	Tidewater	60242	TransMontaigne Product Services Inc - Norfolk Terminal	62.32	62.32	3,795.92	3,681.00	7,476.91
Title V Major	Blue Ridge - Lynchburg	30677	Kyanite Mining Corporation - Willis	60.72	60.72	3,698.47	3,681.00	7,379.46
Title V Major	Piedmont	52198	Richmond Energy LLC	60.00	60.00	3,654.61	3,681.00	7,335.60
Title V Major	Southwest	11348	Wolf Hills Energy, LLC	59.81	59.81	3,643.03	3,681.00	7,324.03
Title V Major	Tidewater	60108	Colonnas Shipyard Inc	62.13	58.07	3,537.05	3,681.00	7,218.04
Title V Major	Tidewater	60349	HRSD Army Base Sewage Treatment Plant	57.88	57.88	3,525.48	3,681.00	7,206.47
Title V Major	Piedmont	51924	DuPont Teijin Films	56.50	56.50	3,441.42	3,681.00	7,122.42
Title V Major	Northern	70714	Noman M Cole Jr Pollution Control Plant	54.41	54.41	3,314.11	3,681.00	6,995.11
Title V Major	Piedmont	51227	BFI Old Dominion Landfill	68.62	54.33	3,309.24	3,681.00	6,990.24
Title V Major	Northern	70234	Kinder Morgan Southeast Terminals LLC-Newington 2	53.60	53.60	3,264.78	3,681.00	6,945.78
Title V Major	Northern	40075	Bingham and Taylor Corp - Div of Virginia Ind	53.39	53.39	3,251.98	3,681.00	6,932.98
Title V Major	Northern	70267	US Marine Corps - Quantico	52.85	52.85	3,219.09	3,681.00	6,900.09
Title V Major	Valley	81012	MillerCoors LLC	50.70	50.70	3,088.14	3,681.00	6,769.14
Title V Major	Northern	71978	Dominion - Leesburg Compressor Station	47.14	47.14	2,871.30	3,681.00	6,552.30
Title V Major	Piedmont	50735	Hopewell WWTP	45.86	45.86	2,793.34	3,681.00	6,474.33
Title V Major	Tidewater	61085	Kinyo Virginia Incorporated	45.37	45.37	2,763.49	3,681.00	6,444.49
Title V Major	Tidewater	60033	US Navy - Joint Expeditionary Base - Little Creek	45.30	45.30	2,759.22	3,681.00	6,440.22

Title V Emissions and Maintenance Fees by Billing Type

Billing Type	Region	REGIS	SITE NAME	REGULATED PLLT TOTAL (tpy)	BILLABLE PLLT TOTAL (tpy)	GROSS FEE (USD)	MAINTENANCE FEE (USD)	BILL FEE (USD)
Title V Major	Northern	70235	Sunoco Partners Marketing & Terminals LP Manassas	45.06	43.38	2,642.28	3,681.00	6,323.28
Title V Major	Tidewater	60246	BAE Systems Norfolk Ship Repair Inc	43.08	43.08	2,624.01	3,681.00	6,305.00
Title V Major	Northern	40779	Cellofoam North America, Inc. - Fredericksburg, VA	42.32	42.32	2,577.70	3,681.00	6,258.71
Title V Major	Northern	40696	Cellofoam North America Inc	42.22	42.22	2,571.63	3,681.00	6,252.62
Title V Major	Blue Ridge - Lynchburg	30794	Aquatic Company	41.98	41.98	2,557.00	3,681.00	6,238.00
Title V Major	Blue Ridge - Lynchburg	30914	Virginia Marble Manufacturers Inc - 30914	41.71	41.71	2,540.56	3,681.00	6,221.56
Title V Major	Northern	70306	TransMontaigne Product Services Inc - Fairfax	40.88	40.88	2,490.00	3,681.00	6,171.00
Title V Major	Piedmont	30993	Maplewood Recycling and Waste Disposal	53.46	39.53	2,407.78	3,681.00	6,088.77
Title V Major	Valley	80144	Valley Proteins Inc - Linville	39.32	39.32	2,394.98	3,681.00	6,075.98
Title V Major	Blue Ridge - Roanoke	20523	Frank Chervan Incorporated - 20523	38.77	38.77	2,361.49	3,681.00	6,042.48
Title V Major	Piedmont	31007	Brunswick Waste Mgmt Facility LLC	50.60	38.59	2,350.53	3,681.00	6,031.52
Title V Major	Valley	81312	Frederick County Regional Landfill	38.52	37.30	2,271.94	3,681.00	5,952.94
Title V Major	Blue Ridge - Lynchburg	30823	Intertape Polymer Corporation	48.10	36.45	2,220.17	3,681.00	5,901.17
Title V Major	Blue Ridge - Roanoke	21240	Wolverine Advanced Materials - Cedar Run	43.52	35.48	2,161.09	3,681.00	5,842.09
Title V Major	Northern	70248	Motiva Enterprises LLC	35.69	35.09	2,137.33	3,681.00	5,818.33
Title V Major	Tidewater	60326	US Navy - Norfolk Naval Shipyard	34.75	34.75	2,116.62	3,681.00	5,797.62
Title V Major	Northern	70550	US Army - Fort Belvoir	34.33	34.33	2,091.05	3,681.00	5,772.04
Title V Major	Southwest	11390	Buchanan Generation, LLC	34.13	34.13	2,078.87	3,681.00	5,759.86
Title V Major	Tidewater	60270	Smithfield Packing Co Inc - Complex - Smithfield	33.02	33.02	2,011.24	3,681.00	5,692.25
Title V Major	Tidewater	60208	Mica Company of Canada Inc	32.38	32.38	1,972.27	3,681.00	5,653.27
Title V Major	Valley	80269	Mohawk Industries Inc	32.04	32.04	1,951.55	3,681.00	5,632.56
Title V Major	Northern	70224	CITGO Terminal	31.39	31.39	1,911.97	3,681.00	5,592.96
Title V Major	Piedmont	40278	Omega Protein Inc	31.22	31.22	1,901.62	3,681.00	5,582.61
Title V Major	Blue Ridge - Lynchburg	30743	Virginia Marble Manufacturers Inc - 30743	30.79	30.79	1,875.42	3,681.00	5,556.42
Title V Major	Blue Ridge - Roanoke	20338	New Millennium Building Systems	29.83	29.06	1,770.05	3,681.00	5,451.04
Title V Major	Blue Ridge - Lynchburg	30124	R R Donnelley Printing Co	28.54	28.54	1,738.38	3,681.00	5,419.37
Title V Major	Blue Ridge - Lynchburg	21527	Microsoft Corporation - East Coast Data Center	27.39	27.39	1,668.32	3,681.00	5,349.32
Title V Major	Northern	73370	DuPont Fabros Tech - Ashburn Campus	27.33	27.33	1,664.68	3,681.00	5,345.67
Title V Major	Tidewater	60995	Stihl Incorporated	31.48	27.03	1,646.41	3,681.00	5,327.40
Title V Major	Piedmont	50126	VCU - Steam Plant	26.93	26.93	1,640.30	3,681.00	5,321.31
Title V Major	Blue Ridge - Roanoke	30284	BFI Bassett	26.81	26.81	1,633.00	3,681.00	5,314.00
Title V Major	Valley	81158	Green Bay Packaging Inc-Winchester Coated Products	23.72	23.72	1,444.78	3,681.00	5,125.79
Title V Major	Piedmont	51254	Charles City County Landfill	31.25	23.70	1,443.56	3,681.00	5,124.57
Title V Major	Valley	80117	JMU - James Madison University	23.62	23.62	1,438.69	3,681.00	5,119.69
Title V Major	Northern	71958	Transcontinental Gas Pipeline-Station 185	25.17	23.46	1,428.95	3,681.00	5,109.95
Title V Major	Northern	40902	Warrenton Training Station B	22.70	22.70	1,382.66	3,681.00	5,063.66
Title V Major	Northern	72265	Loudoun Compressor Station	22.65	22.65	1,379.61	3,681.00	5,060.61
Title V Major	Tidewater	61579	Royal Fumigation	22.30	22.30	1,358.29	3,681.00	5,039.29
Title V Major	Piedmont	51002	Columbia Gas Transmission Corp-Goochland	22.28	22.28	1,357.06	3,681.00	5,038.07
Title V Major	Southwest	11074	Appalachian Plastics Incorporated	20.79	20.79	1,266.32	3,681.00	4,947.32
Title V Major	Tidewater	61274	Lyon Shipyard, Incorporated - Brown Ave	19.11	19.11	1,163.99	3,681.00	4,844.99
Title V Major	Southwest	10211	Strongwell Corporation/Bristol Division	19.01	19.01	1,157.90	3,681.00	4,838.90
Title V Major	Tidewater	60106	Hampton University	18.82	18.82	1,146.32	3,681.00	4,827.33
Title V Major	Tidewater	60293	US Navy - Naval Medical Center Portsmouth	18.50	18.50	1,126.84	3,681.00	4,807.84
Title V Major	Valley	81573	Augusta Regional Landfill	24.38	18.16	1,106.13	3,681.00	4,787.13
Title V Major	Blue Ridge - Roanoke	21390	Custom Wood Products LLC Aerial Way Plt	20.79	18.09	1,101.87	3,681.00	4,782.86
Title V Major	Valley	81139	Shenandoah Compressor Station	17.78	17.78	1,082.98	3,681.00	4,763.98
Title V Major	Blue Ridge - Roanoke	21279	Dynax America Corp USA	17.48	17.48	1,064.71	3,681.00	4,745.71

Title V Emissions and Maintenance Fees by Billing Type

Billing Type	Region	REGIS	SITE NAME	REGULATED PLLT TOTAL (tpy)	BILLABLE PLLT TOTAL (tpy)	GROSS FEE (USD)	MAINTENANCE FEE (USD)	BILL FEE (USD)
Title V Major	Blue Ridge - Roanoke	30386	MW Manufacturers Inc - 30386	17.04	17.04	1,037.91	3,681.00	4,718.91
Title V Major	Tidewater	61433	Eastman Chemical Resins Incorporated	17.00	17.00	1,035.47	3,681.00	4,716.47
Title V Major	Northern	70244	Glen Gery Corporation - Capitol Plant	16.51	16.51	1,005.63	3,681.00	4,686.62
Title V Major	Tidewater	61423	INGENCO Wholesale Power LLC - Virginia Beach Landfill II	15.50	15.50	944.11	3,681.00	4,625.10
Title V Major	Southwest	10332	Vaughan Bassett Furniture Co Galax Plant #2	15.41	15.41	938.63	3,681.00	4,619.62
Title V Major	Northern	70220	Buckeye Terminals, LLC - Fairfax Terminal	15.14	15.14	922.18	3,681.00	4,603.18
Title V Major	Northern	71977	City of Manassas/VMEA	14.79	14.79	900.87	3,681.00	4,581.86
Title V Major	Piedmont	50831	Honeywell International Inc - Colonial Heights	14.31	14.31	871.63	3,681.00	4,552.62
Title V Major	Blue Ridge - Roanoke	20157	Columbia Gas Transmission Corporation Gala Compres	13.24	12.18	741.89	3,681.00	4,422.88
Title V Major	Southwest	11207	Strongwell Highlands	11.88	11.88	723.61	3,681.00	4,404.61
Title V Major	Southwest	10284	Royal Mouldings Limited	10.69	10.69	651.13	3,681.00	4,332.13
Title V Major	Valley	80189	AccuTec Blades, Inc.	5.65	0.00	0.00	3,681.00	3,681.00
Title V Major	Northern	40743	Aerojet Rocketdyne, Inc. - Orange County Facility	1.92	0.00	0.00	3,681.00	3,681.00
Title V Major	Valley	80926	AirDye Solutions LLC	2.72	0.00	0.00	3,681.00	3,681.00
Title V Major	Tidewater	60171	ATC Panels, Inc., Franklin Particleboard Plant	0.00	0.00	0.00	3,681.00	3,681.00
Title V Major	Tidewater	40304	Calpine Mid-Atlantic Generation LLC - Tasley	9.55	0.00	0.00	3,681.00	3,681.00
Title V Major	Valley	81016	City of Harrisonburg - Resource Recovery Facility	1.05	0.00	0.00	3,681.00	3,681.00
Title V Major	Southwest	11015	Consolidated Glass & Mirror Corporation- Lineberry Rd	0.37	0.00	0.00	3,681.00	3,681.00
Title V Major	Southwest	10235	Dickenson-Russell Coal Co./Moss #3 Prep Plant	0.00	0.00	0.00	3,681.00	3,681.00
Title V Major	Tidewater	60163	Dominion - Chesapeake Energy Center	3.29	0.00	0.00	3,681.00	3,681.00
Title V Major	Blue Ridge - Roanoke	20675	Dominion - Low Moor CT Station	1.02	0.00	0.00	3,681.00	3,681.00
Title V Major	Piedmont	40198	Dominion - Northern Neck CT Station	1.24	0.00	0.00	3,681.00	3,681.00
Title V Major	Northern	74055	Dominion at Fort Belvoir	1.06	0.00	0.00	3,681.00	3,681.00
Title V Major	Tidewater	60134	General Dynamics NASSCO-Norfolk - Ligon Facility	7.92	0.00	0.00	3,681.00	3,681.00
Title V Major	Valley	80964	IAC Strasburg LLC	0.54	0.00	0.00	3,681.00	3,681.00
Title V Major	Piedmont	51083	INGENCO - Dinwiddie	2.80	0.00	0.00	3,681.00	3,681.00
Title V Major	Piedmont	51201	INGENCO - Rockville Plant	2.72	0.00	0.00	3,681.00	3,681.00
Title V Major	Blue Ridge - Lynchburg	30734	Old Virginia Brick Co	0.00	0.00	0.00	3,681.00	3,681.00
Title V Major	Blue Ridge - Roanoke	20302	Old Virginia Brick Company Inc.	0.00	0.00	0.00	3,681.00	3,681.00
Title V Major	Valley	80504	O-N Minerals (Chemstone) Co - Clear Brook 80504	0.08	0.00	0.00	3,681.00	3,681.00
Title V Major	Tidewater	61646	ST Tissue LLC	0.00	0.00	0.00	3,681.00	3,681.00
Title V Major	Blue Ridge - Roanoke	31027	Stanley Furniture Company, Inc.	1.60	0.00	0.00	3,681.00	3,681.00
Title V Major	Piedmont	50906	Super Radiator Coils	0.84	0.00	0.00	3,681.00	3,681.00
Title V Major	Blue Ridge - Lynchburg	30860	Transco Station 167	7.08	0.00	0.00	3,681.00	3,681.00
Title V Major	Blue Ridge - Lynchburg	30863	Transco Station 170	1.99	0.00	0.00	3,681.00	3,681.00
Title V Major	Northern	40782	Transcontinental Gas Pipeline - Station 180	7.42	0.00	0.00	3,681.00	3,681.00
Title V Major	Valley	81170	Trelleborg Marine Systems USA Inc	3.38	0.00	0.00	3,681.00	3,681.00
Title V Major	Tidewater	60963	Valley Proteins Incorporated - Emporia	0.00	0.00	0.00	3,681.00	3,681.00
Title V Major	Northern	70151	Washington Gas Light Company	0.00	0.00	0.00	3,681.00	3,681.00
Title V Major	Tidewater	61580	Western Fumigation Inc	9.63	0.00	0.00	3,681.00	3,681.00
Title V Major	Blue Ridge - Roanoke	20763	Wolverine Advanced Materials - Blacksburg	7.41	0.00	0.00	3,681.00	3,681.00
TOTAL				76,160.26	67,810.60	4,130,343.86	857,673.00	4,988,016.59
AVERAGE				326.87	291.03	17,726.80	3,681.00	21,407.80
							Avg@\$50/hr	2,800.00

Title V Emissions and Maintenance Fees by Billing Type

Billing Type	Region	REGIS	SITE NAME	REGULATED PLTT TOTAL (tpy)	BILLABLE PLTT TOTAL (tpy)	GROSS FEE (USD)	MAINTENANCE FEE (USD)	BILL FEE (USD)
Title V By Rule	Tidewater	61137	Suffolk Energy Partners LLC	58.06	58.06	3,536.43	1,577.00	5,113.43
Title V By Rule	Southwest	11184	Bristol Virginia Integrated Solid Waste Facility	52.31	40.49	2,466.24	1,577.00	4,043.25
Title V By Rule	Blue Ridge - Roanoke	21534	Franklin County - Sanitary Landfill	43.29	34.94	2,128.19	1,577.00	3,705.20
Title V By Rule	Southwest	11598	Carroll-Grayson Galax Solid Waste Authority	34.87	33.31	2,028.92	1,577.00	3,605.91
Title V By Rule	Piedmont	52448	Tri City Regional Disposal and Recycling Services	32.57	29.83	1,816.95	1,577.00	3,393.95
Title V By Rule	Blue Ridge - Roanoke	30072	Sam Moore Furniture LLC	28.35	28.35	1,726.80	1,577.00	3,303.80
Title V By Rule	Blue Ridge - Roanoke	21330	Smith Gap Regional Landfill	32.96	25.72	1,566.60	1,577.00	3,143.61
Title V By Rule	Northern	71751	H L Mooney Water Reclamation Facility	19.10	19.10	1,163.38	1,577.00	2,740.38
Title V By Rule	Valley	81380	Battle Creek Landfill	18.31	15.81	962.98	1,577.00	2,539.99
Title V By Rule	Blue Ridge - Lynchburg	31048	Region 2000 Services Authority	15.66	12.11	737.61	1,577.00	2,314.62
Title V By Rule	Northern	40946	Rappahannock Regional Solid Waste Management Board	15.04	12.05	0.00	1,577.00	1,577.00
Title V By Rule	Northern	72348	Loudoun County Dept. of General Services, DSW	12.89	10.64	648.09	1,577.00	2,225.08
Title V By Rule	Blue Ridge - Lynchburg	30954	Arkema Inc	10.39	10.39	632.85	1,577.00	2,209.85
Title V By Rule	Piedmont	51069	BFI Waste Systems of North America, LLC - Charles City Rd Landfill	6.21	0.00	0.00	1,577.00	1,577.00
Title V By Rule	Piedmont	52158	Harnett Manufacturing dba Barefoot Spas	0.00	0.00	0.00	1,577.00	1,577.00
Title V By Rule	Piedmont	51286	Henrico County DPU Springfield Road Landfill	5.14	0.00	0.00	1,577.00	1,577.00
Title V By Rule	Blue Ridge - Roanoke	21397	New River Solid Waste Management Area	2.88	0.00	0.00	1,577.00	1,577.00
Title V By Rule	Blue Ridge - Lynchburg	21547	Region 2000 Regional Landfill-Livestock Rd Facilit	7.96	0.00	0.00	1,577.00	1,577.00
Title V By Rule	Valley	81569	Rockingham County Landfill	8.85	0.00	0.00	1,577.00	1,577.00
Title V By Rule	Valley	81401	Shenandoah County Sanitary Landfill - Edinburg	6.71	0.00	0.00	1,577.00	1,577.00
Title V By Rule	Blue Ridge - Lynchburg	21535	Siegwerk USA Company	0.00	0.00	0.00	1,577.00	1,577.00
Title V By Rule	Blue Ridge - Lynchburg	32071	SRPSA - Butcher Creek Sanitary Landfill	7.96	0.00	0.00	1,577.00	1,577.00
Title V By Rule	Tidewater	61322	Virginia Beach Landfill No. 2	9.73	0.00	0.00	1,577.00	1,577.00
Title V By Rule	Piedmont	52013	WM Renewable Energy Limited Liability Corporation	0.14	0.00	0.00	1,577.00	1,577.00
TOTAL				429.38	330.80	19,415.04	37,848.00	57,263.07
AVERAGE				17.89	13.78	808.96	1,577.00	2,385.96
							Avg@\$50/hr	1,400.00



Title V Emissions and Maintenance Fees by Billing Type

Billing Type	Region	REGIS	SITE NAME	REGULATED PLLT TOTAL (tpy)	BILLABLE PLLT TOTAL (tpy)	GROSS FEE (USD)	MAINTENANCE FEE (USD)	BILL FEE (USD)
State Operating (SM-80)	Tidewater	61653	Enviva Pellets Southampton LLC	306.11	306.11	18,645.15	1,051.00	19,696.16
State Operating (SM-80)	Blue Ridge - Roanoke	30253	Pine Products Incorporated	140.38	140.38	8,550.55	1,051.00	9,601.55
State Operating (SM-80)	Blue Ridge - Lynchburg	30330	Blue Ridge Fiberboard Inc	125.61	125.61	7,650.90	1,051.00	8,701.91
State Operating (SM-80)	Blue Ridge - Roanoke	20573	Corning Inc Blacksburg	108.76	108.76	6,624.57	1,051.00	7,675.57
State Operating (SM-80)	Blue Ridge - Lynchburg	30866	A C Furniture Co	93.88	93.88	5,718.23	1,051.00	6,769.23
State Operating (SM-80)	Blue Ridge - Roanoke	21258	New River Energetics	89.92	89.92	5,477.02	1,051.00	6,528.03
State Operating (SM-80)	Blue Ridge - Lynchburg	30360	Longwood University	87.31	87.31	5,318.05	1,051.00	6,369.05
State Operating (SM-80)	Valley	81359	HP Hood LLC	86.47	86.47	5,266.89	1,051.00	6,317.89
State Operating (SM-80)	Blue Ridge - Roanoke	30970	Atlas Roofing Corporation	82.09	82.09	5,000.10	1,051.00	6,051.10
State Operating (SM-80)	Blue Ridge - Lynchburg	30754	Flowers Baking Co Of Lynchburg LLC	77.07	77.07	4,694.33	1,051.00	5,745.33
State Operating (SM-80)	Piedmont	50233	Honeywell Resins and Chemicals LLC - Chesterfield	74.35	74.35	4,528.66	1,051.00	5,579.66
State Operating (SM-80)	Blue Ridge - Lynchburg	30242	DanChem Technologies Inc	67.19	67.19	4,092.55	1,051.00	5,143.54
State Operating (SM-80)	Northern	40513	American Woodmark Orange Dimension Plant	63.43	63.43	3,863.52	1,051.00	4,914.52
State Operating (SM-80)	Blue Ridge - Roanoke	30255	Virginia Mirror Company Inc	63.25	63.25	3,852.56	1,051.00	4,903.56
State Operating (SM-80)	Tidewater	60636	Howmet Casting and Services Incorporated	61.91	61.91	3,770.95	1,051.00	4,821.94
State Operating (SM-80)	Blue Ridge - Lynchburg	30326	ABB Inc	59.49	59.49	3,623.54	1,051.00	4,674.54
State Operating (SM-80)	Valley	80992	Axalta Coating Systems LLC	59.06	59.06	3,597.35	1,051.00	4,648.34
State Operating (SM-80)	Blue Ridge - Roanoke	20469	Akzo Nobel Coatings Inc - Roanoke	57.75	57.75	3,517.56	1,051.00	4,568.55
State Operating (SM-80)	Southwest	10814	ABB Inc.	57.49	57.49	3,501.72	1,051.00	4,552.72
State Operating (SM-80)	Northern	71770	Upper Occoquan Service Authority	56.33	56.33	3,431.06	1,051.00	4,482.06
State Operating (SM-80)	Tidewater	61336	Flowers Baking Company of Norfolk	47.11	47.11	2,869.47	1,051.00	3,920.47
State Operating (SM-80)	Blue Ridge - Roanoke	31012	Barr Laboratories Inc	46.58	46.58	2,837.19	1,051.00	3,888.19
State Operating (SM-80)	Blue Ridge - Lynchburg	30362	Kyanite Mining Corp Mullite Plant	44.38	44.38	2,703.19	1,051.00	3,754.19
State Operating (SM-80)	Piedmont	50217	US Silica Company Montpelier Operation	44.06	44.06	2,683.70	1,051.00	3,734.69
State Operating (SM-80)	Tidewater	60959	HRSD Atlantic Sewage Treatment Plant	42.83	42.83	2,608.78	1,051.00	3,659.78
State Operating (SM-80)	Blue Ridge - Roanoke	30328	Hanesbrands Inc	40.67	40.67	2,477.21	1,051.00	3,528.21
State Operating (SM-80)	Tidewater	60920	Buckeye Terminals LLC - Chesapeake Terminal	40.33	40.33	2,456.50	1,051.00	3,507.50
State Operating (SM-80)	Blue Ridge - Roanoke	30478	Ronile Inc	39.37	39.37	2,398.03	1,051.00	3,449.03
State Operating (SM-80)	Tidewater	60274	Kinder Morgan Southeast Terminals LLC - Chesapeake	38.84	38.84	2,365.74	1,051.00	3,416.74
State Operating (SM-80)	Valley	81112	QG Printing II, Inc.	38.37	38.37	2,337.11	1,051.00	3,388.12
State Operating (SM-80)	Tidewater	60161	Citgo Petroleum Chesapeake Terminal	36.20	36.20	2,204.95	1,051.00	3,255.94
State Operating (SM-80)	Valley	81078	Everbrite LLC	35.00	35.00	2,131.85	1,051.00	3,182.85
State Operating (SM-80)	Tidewater	60333	Joint Base Langley Eustis	33.47	33.47	2,038.65	1,051.00	3,089.66
State Operating (SM-80)	Piedmont	50426	Univar USA Incorporated - Chester	33.07	33.07	2,014.30	1,051.00	3,065.29
State Operating (SM-80)	Blue Ridge - Roanoke	30133	TransMontaigne Inc Montvale Piedmont Terminal	32.43	32.43	1,975.31	1,051.00	3,026.31
State Operating (SM-80)	Blue Ridge - Lynchburg	30926	American Buildings Company	31.88	31.88	1,941.82	1,051.00	2,992.81
State Operating (SM-80)	Blue Ridge - Lynchburg	30593	Times Fiber Communications Inc	31.57	31.57	1,922.92	1,051.00	2,973.93
State Operating (SM-80)	Tidewater	60063	Birdsong Peanut Company - Suffolk	30.54	30.54	1,860.19	1,051.00	2,911.19
State Operating (SM-80)	Blue Ridge - Lynchburg	30105	Davis Frost Inc	30.50	30.50	1,857.76	1,051.00	2,908.76
State Operating (SM-80)	Northern	40307	Naval Support Facility, Dahlgren	29.32	29.01	1,767.00	1,051.00	2,818.00
State Operating (SM-80)	Piedmont	50358	Cadmus Specialty Publications	28.82	28.82	1,755.44	1,051.00	2,806.43
State Operating (SM-80)	Northern	70030	Pentagon Reservation	28.48	28.48	1,734.72	1,051.00	2,785.72
State Operating (SM-80)	Northern	40690	Printpack Inc	28.17	28.17	1,715.83	1,051.00	2,766.83
State Operating (SM-80)	Tidewater	60059	US Air Force Base Langley	27.69	27.69	1,686.59	1,051.00	2,737.60
State Operating (SM-80)	Blue Ridge - Lynchburg	30380	BGF Industries Inc	27.15	27.15	1,653.71	1,051.00	2,704.71
State Operating (SM-80)	Tidewater	40722	KMX Chemical Corporation	27.14	27.14	1,653.10	1,051.00	2,704.10
State Operating (SM-80)	Blue Ridge - Lynchburg	30666	Charter Of Lynchburg Inc	26.93	26.93	1,640.31	1,051.00	2,691.31
State Operating (SM-80)	Piedmont	50703	Mondelez Global LLC - Richmond Bakery	26.11	26.11	1,590.36	1,051.00	2,641.36

Title V Emissions and Maintenance Fees by Billing Type

Billing Type	Region	REGIS	SITE NAME	REGULATED PLLT TOTAL (tpy)	BILLABLE PLLT TOTAL (tpy)	GROSS FEE (USD)	MAINTENANCE FEE (USD)	BILL FEE (USD)
State Operating (SM-80)	Piedmont	50012	US Federal Correctional Complex-Petersburg	25.64	25.64	1,561.74	1,051.00	2,612.73
State Operating (SM-80)	Piedmont	50099	Aleris Rolled Products, Inc.	25.59	25.59	1,558.68	1,051.00	2,609.69
State Operating (SM-80)	Valley	80147	Howell Metal Co	25.09	25.09	1,528.24	1,051.00	2,579.23
State Operating (SM-80)	Blue Ridge - Lynchburg	30120	Columbia Forest Products	24.80	24.80	1,510.57	1,051.00	2,561.57
State Operating (SM-80)	Blue Ridge - Lynchburg	30697	BRC Rail Car Service Company Inc	24.06	24.06	1,465.50	1,051.00	2,516.49
State Operating (SM-80)	Tidewater	61347	Sorrentino Mariani & Company Incorporated	23.71	23.71	1,444.17	1,051.00	1,051.00
State Operating (SM-80)	Blue Ridge - Roanoke	30232	Buckeye Terminals LLC - Montvale Terminal	23.67	23.67	1,441.74	1,051.00	2,492.74
State Operating (SM-80)	Blue Ridge - Roanoke	30103	Magellan Terminal Holdings LP Montvale	22.94	22.94	1,397.27	1,051.00	2,448.28
State Operating (SM-80)	Southwest	10060	Ball Metal Beverage Container Corporation - Bristol	21.95	21.30	1,297.38	1,051.00	2,348.38
State Operating (SM-80)	Blue Ridge - Roanoke	30228	Motiva Enterprise LLC - Montvale Terminal	21.94	21.94	1,336.37	1,051.00	2,387.37
State Operating (SM-80)	Piedmont	50564	US Army Garrison and Fort Lee	21.26	21.26	1,294.94	1,051.00	2,345.95
State Operating (SM-80)	Northern	71757	Bush Center for Intelligence (CIA)	21.07	21.07	1,283.37	1,051.00	2,334.37
State Operating (SM-80)	Tidewater	60069	Kinder Morgan - South Hill Terminal	20.02	20.02	1,219.42	1,051.00	2,270.42
State Operating (SM-80)	Piedmont	50168	Transmontaigne Operating Co LP - Richmond Atlantic	19.95	19.95	1,215.15	1,051.00	2,266.15
State Operating (SM-80)	Blue Ridge - Roanoke	30972	CPFilms Inc - Martinsville	19.92	19.92	1,213.33	1,051.00	2,264.33
State Operating (SM-80)	Blue Ridge - Lynchburg	30126	Abbott Laboratories Abbott Nutrition Div	19.62	19.62	1,195.05	1,051.00	2,246.05
State Operating (SM-80)	Piedmont	50127	Defense Supply Center Richmond	19.59	19.59	1,193.23	1,051.00	2,244.23
State Operating (SM-80)	Blue Ridge - Lynchburg	30359	Butler Woodcrafters Inc	19.15	19.15	1,166.42	1,051.00	2,217.43
State Operating (SM-80)	Tidewater	60016	Arc Terminals Holdings LLC	19.04	19.04	1,159.73	1,051.00	2,210.73
State Operating (SM-80)	Tidewater	60164	Sentara Norfolk General Hospital	18.74	18.74	1,141.45	1,051.00	2,192.45
State Operating (SM-80)	Piedmont	51034	Kinder Morgan Transmix Company LLC	18.60	18.60	1,132.93	1,051.00	2,183.93
State Operating (SM-80)	Northern	40369	Rochester Wire and Cable LLC	17.95	17.95	1,093.34	1,051.00	2,144.33
State Operating (SM-80)	Blue Ridge - Roanoke	30633	Trinity Packaging Corporation	17.83	17.83	1,086.02	1,051.00	2,137.03
State Operating (SM-80)	Valley	80324	R R Donnelley Strasburg Division	17.29	17.29	1,053.14	1,051.00	2,104.13
State Operating (SM-80)	Tidewater	60051	US NASA - Langley Research Center	16.94	16.94	1,031.82	1,051.00	2,082.82
State Operating (SM-80)	Blue Ridge - Lynchburg	30239	Delta Star Incorporated	16.93	16.30	992.83	1,051.00	2,043.83
State Operating (SM-80)	Piedmont	52080	Dominion Packaging Incorporated	16.70	16.70	1,017.20	1,051.00	2,068.20
State Operating (SM-80)	Tidewater	60158	College of William and Mary	16.05	16.05	977.60	1,051.00	2,028.61
State Operating (SM-80)	Piedmont	50533	Kinder Morgan Southeast Terminals LLC	15.57	15.57	948.37	1,051.00	1,999.37
State Operating (SM-80)	Tidewater	61355	US Amines LLC - Portsmouth	15.47	15.47	942.28	1,051.00	1,993.28
State Operating (SM-80)	Tidewater	60998	BASF Corporation - Suffolk	14.82	14.82	902.69	1,051.00	1,953.69
State Operating (SM-80)	Tidewater	60301	US Navy Naval Weapons Station Yorktown	14.49	14.49	882.59	1,051.00	1,933.59
State Operating (SM-80)	Blue Ridge - Lynchburg	30268	Capps Shoe Co	14.31	14.31	871.62	1,051.00	1,922.62
State Operating (SM-80)	Valley	80816	R R Donnelley & Sons Co Harrisonburg Mfg South	14.21	14.21	865.53	1,051.00	1,916.53
State Operating (SM-80)	Tidewater	61583	Nicewood Enterprises - David Nice Builders Div	14.06	14.06	856.39	1,051.00	1,907.39
State Operating (SM-80)	Blue Ridge - Roanoke	21359	Rowe Fine Furniture Inc - Elliston	13.67	13.38	814.98	1,051.00	1,865.98
State Operating (SM-80)	Blue Ridge - Lynchburg	30575	Old Dominion Wood Products	13.30	13.30	810.10	1,051.00	1,861.10
State Operating (SM-80)	Tidewater	60401	Colonial Williamsburg Foundation	13.10	13.10	797.92	1,051.00	1,848.92
State Operating (SM-80)	Northern	40726	Dominion - North Anna Power Station	12.88	12.88	784.52	1,051.00	1,835.52
State Operating (SM-80)	Southwest	11019	Hutchinson Sealing Systems North Amer, Inc.	12.65	12.65	770.52	1,051.00	1,821.51
State Operating (SM-80)	Blue Ridge - Lynchburg	30225	International Paper Company	12.58	12.58	766.25	1,051.00	1,817.25
State Operating (SM-80)	Southwest	10700	General Dynamics OTS Inc - Plants #s 2 & 3	12.53	12.53	763.19	1,051.00	1,814.20
State Operating (SM-80)	Valley	80906	Daikin Applied	12.18	12.18	741.88	1,051.00	1,792.88
State Operating (SM-80)	Piedmont	51188	Virginia Linen Service Inc	12.01	12.01	731.52	1,051.00	1,782.53
State Operating (SM-80)	Blue Ridge - Lynchburg	30669	Slocum Adhesives Corporation	12.00	12.00	730.92	1,051.00	1,781.92
State Operating (SM-80)	Valley	81100	WWF Operating Company - Mount Crawford	11.98	11.98	729.71	1,051.00	1,780.70
State Operating (SM-80)	Blue Ridge - Roanoke	30631	TransMontaigne Montvale Terminal	11.89	11.89	724.22	1,051.00	1,775.22
State Operating (SM-80)	Blue Ridge - Lynchburg	30172	Parker Hannifin Corp - Powertrain Division	11.60	11.60	706.56	1,051.00	1,757.56

Title V Emissions and Maintenance Fees by Billing Type

Billing Type	Region	REGIS	SITE NAME	REGULATED PLLT TOTAL (tpy)	BILLABLE PLLT TOTAL (tpy)	GROSS FEE (USD)	MAINTENANCE FEE (USD)	BILL FEE (USD)
State Operating (SM-80)	Blue Ridge - Roanoke	30229	Blue Ridge Solvents and Coatings Incorporated	11.14	11.14	678.53	1,051.00	1,729.54
State Operating (SM-80)	Blue Ridge - Lynchburg	32036	Southern Textile Service Incorporated	11.08	11.08	674.89	1,051.00	1,725.88
State Operating (SM-80)	Tidewater	60961	Amadas Industries - Holland Road	10.37	10.37	631.64	1,051.00	1,682.64
State Operating (SM-80)	Tidewater	60280	US Navy Dam Neck Annex	9.60	0.00	0.00	1,051.00	1,051.00
State Operating (SM-80)	Valley	40999	Rivanna Solid Waste Auth-Ivy Materials Util Ctr	9.16	0.00	0.00	1,051.00	1,051.00
State Operating (SM-80)	Tidewater	60149	IMTT-Virginia LLC - Chesapeake Terminal	8.28	0.00	0.00	1,051.00	1,051.00
State Operating (SM-80)	Blue Ridge - Lynchburg	30950	Lynchburg Steel	8.05	0.00	0.00	1,051.00	1,051.00
State Operating (SM-80)	Blue Ridge - Roanoke	30590	Wheelabrator Abrasives Incorporated	7.93	0.00	0.00	1,051.00	1,051.00
State Operating (SM-80)	Tidewater	61309	Amadas Industries - Kenyon Road	7.90	0.00	0.00	1,051.00	1,051.00
State Operating (SM-80)	Valley	80798	Cives Steel Company	7.84	0.00	0.00	1,051.00	1,051.00
State Operating (SM-80)	Valley	81399	Blue Ridge Industries Inc	7.59	0.00	0.00	1,051.00	1,051.00
State Operating (SM-80)	Tidewater	40909	US NASA - Wallops Island	7.18	0.00	0.00	1,051.00	1,051.00
State Operating (SM-80)	Tidewater	60207	BKEP Materials LLC - Newport News	7.11	0.00	0.00	1,051.00	1,051.00
State Operating (SM-80)	Piedmont	50118	VCU	6.96	0.00	0.00	1,051.00	1,051.00
State Operating (SM-80)	Piedmont	50528	Carpenter Co. - Richmond Plant	6.84	0.00	0.00	1,051.00	1,051.00
State Operating (SM-80)	Valley	80068	Packaging Corporation of America	6.76	0.00	0.00	1,051.00	1,051.00
State Operating (SM-80)	Tidewater	61657	Precon Marine Inc - Virginia Beach	6.17	0.00	0.00	1,051.00	1,051.00
State Operating (SM-80)	Tidewater	60179	Apex Oil Company - Chesapeake Terminal Division	6.00	0.00	0.00	1,051.00	1,051.00
State Operating (SM-80)	Southwest	10818	Jewell Smokeless - prep	5.86	0.00	0.00	1,051.00	1,051.00
State Operating (SM-80)	Valley	80944	Stowe Woodward Company	5.76	0.00	0.00	1,051.00	1,051.00
State Operating (SM-80)	Valley	80004	Henkel-Harris Co Inc - South Pleasant Valley Road	5.22	0.00	0.00	1,051.00	1,051.00
State Operating (SM-80)	Valley	81310	Munters Des Champs	5.16	0.00	0.00	1,051.00	1,051.00
State Operating (SM-80)	Blue Ridge - Roanoke	21401	Custom Wood Products LLC Impressions Plant	5.11	0.00	0.00	1,051.00	1,051.00
State Operating (SM-80)	Piedmont	50518	International Paper - Petersburg	5.05	0.00	0.00	1,051.00	1,051.00
State Operating (SM-80)	Blue Ridge - Roanoke	21449	Tread Corporation - EastPark Drive	4.14	0.00	0.00	1,051.00	1,051.00
State Operating (SM-80)	Northern	40944	F.E.C. Inc	3.94	0.00	0.00	1,051.00	1,051.00
State Operating (SM-80)	Blue Ridge - Roanoke	20139	Jefferson Yarns Incorporated	3.88	0.00	0.00	1,051.00	1,051.00
State Operating (SM-80)	Blue Ridge - Lynchburg	30468	US Army Fort Pickett	3.74	0.00	0.00	1,051.00	1,051.00
State Operating (SM-80)	Tidewater	61029	General Dynamics NASSCO-Norfolk - Harper Facility	3.63	0.00	0.00	1,051.00	1,051.00
State Operating (SM-80)	Tidewater	61573	Flowserve US Incorporated-Flowserve Pump Division	3.60	0.00	0.00	1,051.00	1,051.00
State Operating (SM-80)	Blue Ridge - Roanoke	20088	Carilion Roanoke Community Hospital	3.55	0.00	0.00	1,051.00	1,051.00
State Operating (SM-80)	Tidewater	60122	US Coast Guard Training Center - Yorktown	3.40	0.00	0.00	1,051.00	1,051.00
State Operating (SM-80)	Blue Ridge - Roanoke	20008	Hollins University	3.30	0.00	0.00	1,051.00	1,051.00
State Operating (SM-80)	Blue Ridge - Roanoke	30719	Bassett Mirror Co Inc - Philpott	3.16	0.00	0.00	1,051.00	1,051.00
State Operating (SM-80)	Southwest	10805	Associated Asphalt Bristol LLC	3.15	0.00	0.00	1,051.00	1,051.00
State Operating (SM-80)	Blue Ridge - Roanoke	21443	Kimball Hospitality Martinsville	3.15	0.00	0.00	1,051.00	1,051.00
State Operating (SM-80)	Tidewater	60300	US Navy St. Julien's Creek Annex	3.11	0.00	0.00	1,051.00	1,051.00
State Operating (SM-80)	Southwest	11061	Titan Wheel Corporation of Virginia	2.61	0.00	0.00	1,051.00	1,051.00
State Operating (SM-80)	Blue Ridge - Lynchburg	30916	Banker Steel Company LLC - 30916	2.53	0.00	0.00	1,051.00	1,051.00
State Operating (SM-80)	Tidewater	60436	Riverside Regional Medical Center	2.29	0.00	0.00	1,051.00	1,051.00
State Operating (SM-80)	Piedmont	50856	UniTao Pharmaceuticals, LLC	2.22	0.00	0.00	1,051.00	1,051.00
State Operating (SM-80)	Tidewater	40086	Bayshore Concrete Products Corp - Cape Charles	1.97	0.00	0.00	1,051.00	1,051.00
State Operating (SM-80)	Tidewater	61651	Precon Marine Inc - Chesapeake	1.82	0.00	0.00	1,051.00	1,051.00
State Operating (SM-80)	Blue Ridge - Roanoke	21486	Smart Machine Technologies Inc	1.79	0.00	0.00	1,051.00	1,051.00
State Operating (SM-80)	Blue Ridge - Roanoke	20909	GE - Fairchild LLC	1.72	0.00	0.00	1,051.00	1,051.00
State Operating (SM-80)	Tidewater	61672	Marine Specialty Painting	1.45	0.00	0.00	1,051.00	1,051.00
State Operating (SM-80)	Blue Ridge - Roanoke	30327	Narroflex Inc	1.43	0.00	0.00	1,051.00	1,051.00
State Operating (SM-80)	Tidewater	60344	Murro Chemical Company/Divers Processing Company	1.35	0.00	0.00	1,051.00	1,051.00

Title V Emissions and Maintenance Fees by Billing Type

Billing Type	Region	REGIS	SITE NAME	REGULATED PLTT TOTAL (tpy)	BILLABLE PLTT TOTAL (tpy)	GROSS FEE (USD)	MAINTENANCE FEE (USD)	BILL FEE (USD)
State Operating (SM-80)	Valley	81266	New Bedford Technology LLC	1.21	0.00	0.00	1,051.00	1,051.00
State Operating (SM-80)	Blue Ridge - Roanoke	20397	Kinder Morgan Southeast - Roanoke #2	1.20	0.00	0.00	1,051.00	1,051.00
State Operating (SM-80)	Blue Ridge - Lynchburg	30659	Flowserve - Lynchburg Operations	1.13	0.00	0.00	1,051.00	1,051.00
State Operating (SM-80)	Tidewater	61343	Marine Hydraulics International	0.81	0.00	0.00	1,051.00	1,051.00
State Operating (SM-80)	Blue Ridge - Roanoke	30296	Gran Tee Investments	0.63	0.00	0.00	1,051.00	1,051.00
State Operating (SM-80)	Southwest	10045	Parkdale America LLC- Galax Plant	0.16	0.00	0.00	1,051.00	1,051.00
State Operating (SM-80)	Valley	80917	Gemini Coatings of Virginia Inc	0.14	0.00	0.00	1,051.00	1,051.00
State Operating (SM-80)	Blue Ridge - Roanoke	30516	GS Industries Of Bassett Ltd	0.05	0.00	0.00	1,051.00	1,051.00
State Operating (SM-80)	Blue Ridge - Roanoke	21399	A C Furniture Inc	0.00	0.00	0.00	1,051.00	1,051.00
State Operating (SM-80)	Tidewater	60318	Colonnas Shipyard Incorporated - Yacht	0.00	0.00	0.00	1,051.00	1,051.00
State Operating (SM-80)	Blue Ridge - Lynchburg	30081	Commodore Homes of Virginia	0.00	0.00	0.00	1,051.00	1,051.00
State Operating (SM-80)	Tidewater	60750	J H Miles & Company Incorporated	0.00	0.00	0.00	1,051.00	1,051.00
State Operating (SM-80)	Piedmont	50031	Miller Manufacturing Company	0.00	0.00	0.00	1,051.00	1,051.00
State Operating (SM-80)	Piedmont	50531	Sampson Coatings Inc Hull St Office	0.00	0.00	0.00	1,051.00	1,051.00
State Operating (SM-80)	Blue Ridge - Lynchburg	30155	Southside Manufacturing Inc	0.00	0.00	0.00	1,051.00	1,051.00
State Operating (SM-80)	Piedmont	50008	The Sustainability Park LLC	0.00	0.00	0.00	1,051.00	1,051.00
TOTAL				3,876.58	3,656.91	222,742.44	168,160.00	389,458.26
AVERAGE				24.23	22.86	1,392.14	1,051.00	2,434.11
							Avg@\$50/hr	750.00

Title V Emissions and Maintenance Fees by Billing Type

Billing Type	Region	REGIS	SITE NAME	REGULATED PLTT TOTAL (tpy)	BILLABLE PLTT TOTAL (tpy)	GROSS FEE (USD)	MAINTENANCE FEE (USD)	BILL FEE (USD)
NSR (SM-80)	Piedmont	52211	Green Plains Hopewell Limited Liability Company	139.35	0.00	0.00	1,051.00	1,051.00
NSR (SM-80)	Tidewater	60077	Kerneos Incorporated	113.77	0.00	0.00	1,051.00	1,051.00
NSR (SM-80)	Valley	81090	Ball Advanced Aluminum Technologies Corp - Verona	112.34	0.00	0.00	1,051.00	1,051.00
NSR (SM-80)	Piedmont	52303	INGENCO Wholesale Power LLC - Henrico	109.70	0.00	0.00	1,051.00	1,051.00
NSR (SM-80)	Piedmont	52368	Wood Fuel Developers - West Main St	108.48	0.00	0.00	1,051.00	1,051.00
NSR (SM-80)	Northern	40821	CHIPS Inc	107.68	0.00	0.00	1,051.00	1,051.00
NSR (SM-80)	Piedmont	40022	Ball Lumber Company Incorporated	103.54	0.00	0.00	1,051.00	1,051.00
NSR (SM-80)	Blue Ridge - Lynchburg	32001	Hanwha Azdel Inc	95.00	0.00	0.00	1,051.00	1,051.00
NSR (SM-80)	Valley	80237	Crown Cork & Seal USA Inc	83.99	0.00	0.00	1,051.00	1,051.00
NSR (SM-80)	Piedmont	51282	Sun Chemical Corporation - Richmond Facility	81.26	0.00	0.00	1,051.00	1,051.00
NSR (SM-80)	Piedmont	50356	Sonoco Products Co	81.07	0.00	0.00	1,051.00	1,051.00
NSR (SM-80)	Valley	40799	R A Yancey Lumber Corp	76.12	0.00	0.00	1,051.00	1,051.00
NSR (SM-80)	Blue Ridge - Roanoke	21548	INGENCO - New River	75.85	0.00	0.00	1,051.00	1,051.00
NSR (SM-80)	Southwest	11370	Paramont Mfg LLC	73.70	0.00	0.00	1,051.00	1,051.00
NSR (SM-80)	Piedmont	40896	NPPC King William	71.12	0.00	0.00	1,051.00	1,051.00
NSR (SM-80)	Southwest	11072	Utility Trailer Manufacturing Company - Atkins	71.11	0.00	0.00	1,051.00	1,051.00
NSR (SM-80)	Blue Ridge - Roanoke	20797	Sisson and Ryan Quarry	70.59	0.00	0.00	1,051.00	1,051.00
NSR (SM-80)	Northern	72299	Micron Technology Incorporated	68.26	0.00	0.00	1,051.00	1,051.00
NSR (SM-80)	Blue Ridge - Roanoke	21450	FreightCar America Inc	67.64	0.00	0.00	1,051.00	1,051.00
NSR (SM-80)	Southwest	11344	Utility Trailer Manufacturing Company - Glade Spring	58.22	0.00	0.00	1,051.00	1,051.00
NSR (SM-80)	Blue Ridge - Roanoke	21320	Wholesome Harvest Baking LLC	53.73	0.00	0.00	1,051.00	1,051.00
NSR (SM-80)	Blue Ridge - Lynchburg	30444	Unilin Flooring NC LLC	50.54	0.00	0.00	1,051.00	1,051.00
NSR (SM-80)	Valley	80480	American Hardwood Industries LLC	42.90	0.00	0.00	1,051.00	1,051.00
NSR (SM-80)	Blue Ridge - Lynchburg	30974	Frito Lay Incorporated	42.07	0.00	0.00	1,051.00	1,051.00
NSR (SM-80)	Tidewater	60476	Continental Automotive Systems US Incorporated	39.40	0.00	0.00	1,051.00	1,051.00
NSR (SM-80)	Southwest	10893	Paramont Coal Co. Virginia LLC	36.83	0.00	0.00	1,051.00	1,051.00
NSR (SM-80)	Blue Ridge - Roanoke	21241	Fontaine Modification Co	36.06	0.00	0.00	1,051.00	1,051.00
NSR (SM-80)	Blue Ridge - Roanoke	20991	Kinder Morgan Southeast - Roanoke #1	35.20	0.00	0.00	1,051.00	1,051.00
NSR (SM-80)	Valley	80795	Hollister Inc	34.30	0.00	0.00	1,051.00	1,051.00
NSR (SM-80)	Southwest	10273	Turman Hardwood Flooring Inc.	32.43	0.00	0.00	1,051.00	1,051.00
NSR (SM-80)	Piedmont	50334	Citgo Petroleum Corporation	32.40	0.00	0.00	1,051.00	1,051.00
NSR (SM-80)	Piedmont	52297	Hanover Foils LLC	30.74	0.00	0.00	1,051.00	1,051.00
NSR (SM-80)	Valley	80187	Pilgrims Pride Corporation - Timberville	28.80	0.00	0.00	1,051.00	1,051.00
NSR (SM-80)	Northern	40824	Greenhost Incorporated	28.70	0.00	0.00	1,051.00	1,051.00
NSR (SM-80)	Northern	41014	Zamma Corporation	28.38	0.00	0.00	1,051.00	1,051.00
NSR (SM-80)	Northern	40947	Harkness Hall Limited	26.97	0.00	0.00	1,051.00	1,051.00
NSR (SM-80)	Northern	73670	Digital Loudoun II Limited Liability Corporation	26.76	0.00	0.00	1,051.00	1,051.00
NSR (SM-80)	Blue Ridge - Lynchburg	32084	Sanfacon Virginia Incorporated	26.05	0.00	0.00	1,051.00	1,051.00
NSR (SM-80)	Southwest	10410	Quadrant Engineering Plastic Products	24.20	0.00	0.00	1,051.00	1,051.00
NSR (SM-80)	Southwest	10302	Webb Furniture Enterprises LLC# 4	23.59	0.00	0.00	1,051.00	1,051.00
NSR (SM-80)	Southwest	10950	Lone Mountain Processing	21.67	0.00	0.00	1,051.00	1,051.00
NSR (SM-80)	Blue Ridge - Lynchburg	30889	Glad Manufacturing Company	20.28	0.00	0.00	1,051.00	1,051.00
NSR (SM-80)	Piedmont	50980	Murphy Brown Waverly Division Feedmill	19.40	0.00	0.00	1,051.00	1,051.00
NSR (SM-80)	Southwest	10905	Knox Creek Coal Corporation	19.27	0.00	0.00	1,051.00	1,051.00
NSR (SM-80)	Piedmont	30872	Redland Brick Incorporated - Lawrenceville Plant	19.03	0.00	0.00	1,051.00	1,051.00
NSR (SM-80)	Blue Ridge - Lynchburg	30833	Gerdau MRM - Lynchburg	17.70	0.00	0.00	1,051.00	1,051.00
NSR (SM-80)	Northern	71871	QG Printing II Corp.	17.21	0.00	0.00	1,051.00	1,051.00
NSR (SM-80)	Piedmont	50121	Magellan Terminals Holdings LP - Richmond Terminal	14.21	0.00	0.00	1,051.00	1,051.00

Title V Emissions and Maintenance Fees by Billing Type

Billing Type	Region	REGIS	SITE NAME	REGULATED PLLT TOTAL (tpy)	BILLABLE PLLT TOTAL (tpy)	GROSS FEE (USD)	MAINTENANCE FEE (USD)	BILL FEE (USD)
NSR (SM-80)	Northern	73675	Interior Building Systems Corporation	12.48	0.00	0.00	1,051.00	1,051.00
NSR (SM-80)	Tidewater	61289	Lyon Shipyard Incorporated - Sealift Drydock	12.42	0.00	0.00	1,051.00	1,051.00
NSR (SM-80)	Blue Ridge - Roanoke	20615	Carilion Roanoke Memorial Hospital	12.01	0.00	0.00	1,051.00	1,051.00
NSR (SM-80)	Piedmont	51215	DOC Sussex II	11.50	0.00	0.00	1,051.00	1,051.00
NSR (SM-80)	Northern	71809	Dominion - Loudoun Compressor Station	10.51	0.00	0.00	1,051.00	1,051.00
NSR (SM-80)	Southwest	10860	Clintwood Elkhorn Mining LLC	9.88	0.00	0.00	1,051.00	1,051.00
NSR (SM-80)	Northern	40788	Columbia Gas Transmission Corporation	8.92	0.00	0.00	1,051.00	1,051.00
NSR (SM-80)	Southwest	10577	Hirschfeld Ind-Bridge LLC Abingdon	8.64	0.00	0.00	1,051.00	1,051.00
NSR (SM-80)	Blue Ridge - Lynchburg	30983	Automated Conveyor Systems Inc	8.49	0.00	0.00	1,051.00	1,051.00
NSR (SM-80)	Northern	73340	Dulles Discovery - Phase 1	7.80	0.00	0.00	1,051.00	1,051.00
NSR (SM-80)	Southwest	11256	Virginia Carbonite Corporation	7.22	0.00	0.00	1,051.00	1,051.00
NSR (SM-80)	Piedmont	52221	Bank of America - Villa Park Data Center	7.14	0.00	0.00	1,051.00	1,051.00
NSR (SM-80)	Piedmont	40707	Bennett Mineral Company Inc	7.01	0.00	0.00	1,051.00	1,051.00
NSR (SM-80)	Northern	40816	Mary Washington Hospital	7.01	0.00	0.00	1,051.00	1,051.00
NSR (SM-80)	Blue Ridge - Lynchburg	21588	The Corsi Group - Siteline Cabinetry	6.73	0.00	0.00	1,051.00	1,051.00
NSR (SM-80)	Southwest	10293	Revelation Energy LLC	6.04	0.00	0.00	1,051.00	1,051.00
NSR (SM-80)	Blue Ridge - Lynchburg	30831	Nestle' Confections and Snacks Division	5.73	0.00	0.00	1,051.00	1,051.00
NSR (SM-80)	Tidewater	61265	Chesapeake City of - Water Treatment Plant	5.51	0.00	0.00	1,051.00	1,051.00
NSR (SM-80)	Valley	81286	Columbia Gas Transmission Corp - Strasburg Com Sta	5.50	0.00	0.00	1,051.00	1,051.00
NSR (SM-80)	Northern	40890	COMMUNICATIONS CORP OF AMERICA	5.43	0.00	0.00	1,051.00	1,051.00
NSR (SM-80)	Southwest	10429	Longwood Elastomers Incorporated	5.28	0.00	0.00	1,051.00	1,051.00
NSR (SM-80)	Tidewater	61316	Davis Boat Works Inc dba Fairlead Boatworks	5.16	0.00	0.00	1,051.00	1,051.00
NSR (SM-80)	Northern	71723	US Geological Survey	5.15	0.00	0.00	1,051.00	1,051.00
NSR (SM-80)	Northern	73160	Savvis Communications	4.62	0.00	0.00	1,051.00	1,051.00
NSR (SM-80)	Northern	40901	US Army-Warrenton Training Center Station D	4.55	0.00	0.00	1,051.00	1,051.00
NSR (SM-80)	Southwest	10041	PEMCO Corporation	4.52	0.00	0.00	1,051.00	1,051.00
NSR (SM-80)	Southwest	11264	Home Pride Incorporated	4.23	0.00	0.00	1,051.00	1,051.00
NSR (SM-80)	Southwest	11140	Clinch River Corporation	3.90	0.00	0.00	1,051.00	1,051.00
NSR (SM-80)	Tidewater	61417	Old Dominion Electric Cooperative - Nottoway Generation Station	3.35	0.00	0.00	1,051.00	1,051.00
NSR (SM-80)	Southwest	11199	Reline America Inc	3.02	0.00	0.00	1,051.00	1,051.00
NSR (SM-80)	Southwest	10959	VFC- Washer Of Justice Group	3.02	0.00	0.00	1,051.00	1,051.00
NSR (SM-80)	Piedmont	52162	Bon Secours - St Francis Medical Center	2.84	0.00	0.00	1,051.00	1,051.00
NSR (SM-80)	Southwest	11095	Ceramic Technology	2.19	0.00	0.00	1,051.00	1,051.00
NSR (SM-80)	Southwest	11689	MC Signs LLC	2.15	0.00	0.00	1,051.00	1,051.00
NSR (SM-80)	Piedmont	51232	QTS Richmond Data Center	2.15	0.00	0.00	1,051.00	1,051.00
NSR (SM-80)	Tidewater	61415	Old Dominion Electric Cooperative - Belle Haven Generation Station	2.07	0.00	0.00	1,051.00	1,051.00
NSR (SM-80)	Tidewater	61413	Old Dominion Electric Cooperative - Perdue Generation Station	2.00	0.00	0.00	1,051.00	1,051.00
NSR (SM-80)	Tidewater	61411	Old Dominion Electric Cooperative - Onancock Generation Station	1.99	0.00	0.00	1,051.00	1,051.00
NSR (SM-80)	Tidewater	61419	Franklin City - Pretlow Power Plant	1.60	0.00	0.00	1,051.00	1,051.00
NSR (SM-80)	Tidewater	61015	Aetna Insulated Wire Company	1.52	0.00	0.00	1,051.00	1,051.00
NSR (SM-80)	Southwest	10377	Simmons Equipment Co	1.01	0.00	0.00	1,051.00	1,051.00
NSR (SM-80)	Southwest	11643	Platnick Crane and Steel LLC	0.94	0.00	0.00	1,051.00	1,051.00
NSR (SM-80)	Valley	81686	Evolve Stone LLC	0.18	0.00	0.00	1,051.00	1,051.00
NSR (SM-80)	Northern	41027	VSE Corporation - Caroline	0.16	0.00	0.00	1,051.00	1,051.00
NSR (SM-80)	Blue Ridge - Lynchburg	30885	Amcor Tobacco Packaging Americas	0.00	0.00	0.00	1,051.00	1,051.00
NSR (SM-80)	Blue Ridge - Roanoke	20050	CJWA Inc	0.00	0.00	0.00	1,051.00	1,051.00
NSR (SM-80)	Blue Ridge - Lynchburg	31040	CMC Steel Fabricators Incorporated	0.00	0.00	0.00	1,051.00	1,051.00
NSR (SM-80)	Southwest	10956	Cumberland River Coal Company	0.00	0.00	0.00	1,051.00	1,051.00

Title V Emissions and Maintenance Fees by Billing Type

Billing Type	Region	REGIS	SITE NAME	REGULATED PLLT TOTAL (tpy)	BILLABLE PLLT TOTAL (tpy)	GROSS FEE (USD)	MAINTENANCE FEE (USD)	BILL FEE (USD)
NSR (SM-80)	Blue Ridge - Lynchburg	30220	ITG Brands LLC	0.00	0.00	0.00	1,051.00	1,051.00
NSR (SM-80)	Piedmont	51934	Ponton Substation-Amelia County-Unit 4	0.00	0.00	0.00	1,051.00	1,051.00
NSR (SM-80)	Southwest	10916	Powell Mtn Energy LLC	0.00	0.00	0.00	1,051.00	1,051.00
NSR (SM-80)	Southwest	11242	R H Sheppard Company Incorporated	0.00	0.00	0.00	1,051.00	1,051.00
			TOTAL	2,831.18	0.00	0.00	105,100.00	105,100.00
			AVERAGE	28.31	0.00	0.00	1,051.00	1,051.00
						Avg@\$50/hr	550.00	



Title V Emissions and Maintenance Fees by Billing Type

Billing Type	Region	REGIS	SITE NAME	REGULATED PLLT TOTAL (tpy)	BILLABLE PLLT TOTAL (tpy)	GROSS FEE (USD)	MAINTENANCE FEE (USD)	BILL FEE (USD)
State Operating (SM)	Piedmont	51075	Afton Chemical Corporation	111.60	111.60	6,797.56	0.00	6,797.56
State Operating (SM)	Tidewater	61048	JMS Foodservice LLC - Suffolk	70.88	70.88	4,317.29	0.00	4,317.30
State Operating (SM)	Piedmont	50833	Roslyn Converters Inc	44.15	44.15	2,689.18	0.00	2,689.18
State Operating (SM)	Blue Ridge - Roanoke	20995	Magellan Terminals Holdings LP - Roanoke Terminal	42.34	42.34	2,578.93	0.00	2,578.93
State Operating (SM)	Valley	80115	Andros Foods North America	40.44	40.44	2,463.20	0.00	2,463.20
State Operating (SM)	Piedmont	50284	Motiva Enterprises LLC-Richmond Terminal	35.90	35.90	2,186.67	0.00	2,186.67
State Operating (SM)	Blue Ridge - Lynchburg	30536	Southside Community Hospital	32.64	32.64	1,988.10	0.00	1,988.10
State Operating (SM)	Valley	81620	Montebello Packaging Inc	29.12	29.12	1,773.70	0.00	1,773.70
State Operating (SM)	Piedmont	50891	Evonik Corporation	27.52	27.52	1,676.25	0.00	1,676.24
State Operating (SM)	Valley	80087	Cargill Turkey Production LLC	24.66	24.66	1,502.04	0.00	1,502.04
State Operating (SM)	Tidewater	60302	Blair Brothers Incorporated	24.13	24.13	1,469.75	0.00	1,469.76
State Operating (SM)	Blue Ridge - Lynchburg	30780	DOC - Nottoway Correctional Center	23.69	23.69	1,442.96	0.00	1,442.96
State Operating (SM)	Tidewater	60583	Fleet & Industrial Supply Center	21.27	21.27	1,295.55	0.00	1,295.56
State Operating (SM)	Tidewater	60971	HRSD - Nansemond Sewage Treatment Plant	20.27	20.27	1,234.64	0.00	1,234.65
State Operating (SM)	Valley	80400	Berryville Graphics Inc	19.40	19.37	1,179.83	0.00	1,179.83
State Operating (SM)	Northern	73776	Navy Federal Credit Union - Follin Lane	19.20	19.20	1,169.48	0.00	1,169.47
State Operating (SM)	Northern	71804	Science Applications International Corp.	19.18	19.18	1,168.26	0.00	1,168.25
State Operating (SM)	Tidewater	61100	Sonoco Products Company - Suffolk	19.16	19.16	1,167.04	0.00	1,167.04
State Operating (SM)	Northern	70691	George Mason University - Fairfax Campus	18.59	18.59	1,132.32	0.00	1,132.32
State Operating (SM)	Piedmont	50209	University of Richmond	16.66	16.66	1,014.75	0.00	1,014.76
State Operating (SM)	Tidewater	61485	Lumber Liquidators Production LLC	15.71	15.71	956.90	0.00	956.90
State Operating (SM)	Tidewater	61498	Massimo Zanetti Beverage USA	14.86	14.86	905.12	0.00	905.12
State Operating (SM)	Tidewater	60957	US Navy - Naval Support Act Hampton Roads NW Annex	13.82	13.82	841.77	0.00	841.78
State Operating (SM)	Valley	40019	S L Williamson & Co - Red Hill	13.48	13.48	821.06	0.00	821.07
State Operating (SM)	Piedmont	50057	International Paper Co Richmond Container	13.45	13.45	819.24	0.00	819.24
State Operating (SM)	Northern	70226	Virginia Hospital Center - Arlington	13.13	13.13	799.75	0.00	799.75
State Operating (SM)	Piedmont	50085	Packaging Corporation of America	12.72	12.72	774.78	0.00	774.78
State Operating (SM)	Piedmont	50412	Bon Secours St Marys Hospital	12.71	12.71	774.17	0.00	774.17
State Operating (SM)	Blue Ridge - Roanoke	20742	Graham White Mfg Co	12.40	12.40	755.29	0.00	755.28
State Operating (SM)	Piedmont	50113	J E Jones Lumber Co	12.16	12.16	740.66	0.00	740.67
State Operating (SM)	Tidewater	61045	Canon Virginia Incorporated	11.06	11.06	673.67	0.00	673.66
State Operating (SM)	Northern	70045	Southern Towers Apartments	10.98	10.98	668.79	0.00	668.79
State Operating (SM)	Piedmont	50143	Carter Printing	10.74	10.74	654.17	0.00	654.17
State Operating (SM)	Blue Ridge - Roanoke	20468	Norfolk Southern Railway Company East End Shops	10.68	10.68	650.52	0.00	650.52
State Operating (SM)	Tidewater	60980	Liebherr Mining and Construction Equipment Inc	10.10	10.10	615.19	0.00	615.19
State Operating (SM)	Southwest	10338	AAA Paving and Sealing	0.00	0.00	0.00	0.00	0.00
State Operating (SM)	Tidewater	60926	Allied Concrete Products LLC - Ulexite Plant	6.14	0.00	0.00	0.00	0.00
State Operating (SM)	Tidewater	61671	American Borate Company - Elizabeth River Terminal	0.38	0.00	0.00	0.00	0.00
State Operating (SM)	Northern	70221	Anchor Concrete Products	0.00	0.00	0.00	0.00	0.00
State Operating (SM)	Southwest	10629	Aramark Uniform Services	1.38	0.00	0.00	0.00	0.00
State Operating (SM)	Blue Ridge - Roanoke	21274	Arkay Packaging Corporation	8.85	0.00	0.00	0.00	0.00
State Operating (SM)	Valley	80026	B&S Contracting - Augusta Plant	4.27	0.00	0.00	0.00	0.00
State Operating (SM)	Tidewater	60311	Barham J T and Company - Route 58	0.06	0.00	0.00	0.00	0.00
State Operating (SM)	Blue Ridge - Roanoke	30027	Bassett Mirror Co Inc - North Bassett	2.04	0.00	0.00	0.00	0.00
State Operating (SM)	Northern	73342	BIT Investment 56, LLC	1.40	0.00	0.00	0.00	0.00
State Operating (SM)	Tidewater	60082	Branscome Inc - Hampton - Rip Rap Road	0.00	0.00	0.00	0.00	0.00
State Operating (SM)	Piedmont	50059	C F Sauer Company Inc	7.07	0.00	0.00	0.00	0.00
State Operating (SM)	Northern	73842	Cabot Tech	1.48	0.00	0.00	0.00	0.00



Title V Emissions and Maintenance Fees by Billing Type

Billing Type	Region	REGIS	SITE NAME	REGULATED PLLT TOTAL (tpy)	BILLABLE PLLT TOTAL (tpy)	GROSS FEE (USD)	MAINTENANCE FEE (USD)	BILL FEE (USD)
State Operating (SM)	Piedmont	50052	Central State Hospital	5.19	0.00	0.00	0.00	0.00
State Operating (SM)	Piedmont	50756	CJW Medical Center-Chippenham Campus	6.00	0.00	0.00	0.00	0.00
State Operating (SM)	Piedmont	50889	CJW Medical Center-Johnston Willis Campus	4.03	0.00	0.00	0.00	0.00
State Operating (SM)	Northern	73343	Clearwire	2.26	0.00	0.00	0.00	0.00
State Operating (SM)	Southwest	10733	Clinch Valley Medical Center-Lifepoint Choices	3.49	0.00	0.00	0.00	0.00
State Operating (SM)	Tidewater	61158	Columbia Gas of Virginia Incorporated	0.07	0.00	0.00	0.00	0.00
State Operating (SM)	Blue Ridge - Lynchburg	30509	Community Memorial Health Center	0.69	0.00	0.00	0.00	0.00
State Operating (SM)	Valley	81705	Concrete Pipe and Precast LLC - Harrisonburg	1.58	0.00	0.00	0.00	0.00
State Operating (SM)	Northern	73760	Cushman and Wakefield of Virginia Incorporated	1.04	0.00	0.00	0.00	0.00
State Operating (SM)	Blue Ridge - Lynchburg	30378	Dan River Inc Brookneal Plant	0.00	0.00	0.00	0.00	0.00
State Operating (SM)	Tidewater	61026	Dave's Cabinet	4.95	0.00	0.00	0.00	0.00
State Operating (SM)	Tidewater	60222	DBHDS - Eastern State Hospital	5.73	0.00	0.00	0.00	0.00
State Operating (SM)	Northern	73807	Department of Forensic Science	1.21	0.00	0.00	0.00	0.00
State Operating (SM)	Northern	73781	Discovery Production Group Incorporated	6.65	0.00	0.00	0.00	0.00
State Operating (SM)	Piedmont	30736	DOC - Brunswick Correctional Center	0.86	0.00	0.00	0.00	0.00
State Operating (SM)	Blue Ridge - Roanoke	20477	DVA - Salem Medical Center	9.99	0.00	0.00	0.00	0.00
State Operating (SM)	Southwest	11022	E Dillon & Co - Limestone RR loadout	0.04	0.00	0.00	0.00	0.00
State Operating (SM)	Tidewater	60884	East Coast Repair & Fabrication LLC Div-3	6.79	0.00	0.00	0.00	0.00
State Operating (SM)	Southwest	10423	Emory and Henry College	0.00	0.00	0.00	0.00	0.00
State Operating (SM)	Blue Ridge - Roanoke	30508	English Meadows Elks Home Campus	2.25	0.00	0.00	0.00	0.00
State Operating (SM)	Northern	40922	Euro-Composites Corporation	2.81	0.00	0.00	0.00	0.00
State Operating (SM)	Northern	71882	Fairfax County - Adult Detention Center	1.75	0.00	0.00	0.00	0.00
State Operating (SM)	Piedmont	50898	Fareva Richmond Incorporated	4.75	0.00	0.00	0.00	0.00
State Operating (SM)	Piedmont	50067	First Energy Corporation	3.07	0.00	0.00	0.00	0.00
State Operating (SM)	Northern	40306	Fort AP Hill	5.35	0.00	0.00	0.00	0.00
State Operating (SM)	Tidewater	60336	Fort Monroe Authority	5.01	0.00	0.00	0.00	0.00
State Operating (SM)	Southwest	10223	Galax City Schools/Galax High School	1.45	0.00	0.00	0.00	0.00
State Operating (SM)	Northern	73230	Gannett Co., Inc.	1.72	0.00	0.00	0.00	0.00
State Operating (SM)	Northern	73319	George Mason University - Prince William Campus	5.13	0.00	0.00	0.00	0.00
State Operating (SM)	Northern	72351	Granules Pharmaceuticals, Inc.	0.00	0.00	0.00	0.00	0.00
State Operating (SM)	Southwest	10470	Grayson County Public Schools/Grayson County High	0.60	0.00	0.00	0.00	0.00
State Operating (SM)	Piedmont	50778	Henrico Doctors Hospital - Parham Campus	3.33	0.00	0.00	0.00	0.00
State Operating (SM)	Blue Ridge - Roanoke	20321	Hoover Color Corp	1.63	0.00	0.00	0.00	0.00
State Operating (SM)	Northern	73837	HP Enterprise Services Limited Liability Corp	0.50	0.00	0.00	0.00	0.00
State Operating (SM)	Piedmont	50836	IMTT - Virginia Richmond Terminal	2.85	0.00	0.00	0.00	0.00
State Operating (SM)	Northern	70268	Inova Alexandria Hospital	5.62	0.00	0.00	0.00	0.00
State Operating (SM)	Northern	71783	Inova Mount Vernon Hospital	2.47	0.00	0.00	0.00	0.00
State Operating (SM)	Valley	80067	Intrapac (Harrisonburg) Inc	2.58	0.00	0.00	0.00	0.00
State Operating (SM)	Northern	72328	Kenneth B. Rollins Water Treatment Plant	1.00	0.00	0.00	0.00	0.00
State Operating (SM)	Tidewater	61612	Kinder Morgan - Money Point Terminal	2.78	0.00	0.00	0.00	0.00
State Operating (SM)	Southwest	10625	Lee Farmers Cooperative Incorporated	0.05	0.00	0.00	0.00	0.00
State Operating (SM)	Valley	80924	Lehigh Cement Company	0.92	0.00	0.00	0.00	0.00
State Operating (SM)	Blue Ridge - Roanoke	20874	Lewis Gale Hospital	4.83	0.00	0.00	0.00	0.00
State Operating (SM)	Southwest	10318	Limestone Dust Corporation	4.07	0.00	0.00	0.00	0.00
State Operating (SM)	Northern	70261	Lockheed Martin Manassas	6.18	0.00	0.00	0.00	0.00
State Operating (SM)	Blue Ridge - Lynchburg	30979	Lunenburg Correctional Center	3.36	0.00	0.00	0.00	0.00
State Operating (SM)	Tidewater	60835	Maida Development Company	0.08	0.00	0.00	0.00	0.00
State Operating (SM)	Northern	72004	Manassas City - Church Street Power Generation Fac	4.01	0.00	0.00	0.00	0.00

Title V Emissions and Maintenance Fees by Billing Type

Billing Type	Region	REGIS	SITE NAME	REGULATED PLLT TOTAL (tpy)	BILLABLE PLLT TOTAL (tpy)	GROSS FEE (USD)	MAINTENANCE FEE (USD)	BILL FEE (USD)
State Operating (SM)	Northern	72327	Manassas City of - Central Park Plant	3.06	0.00	0.00	0.00	0.00
State Operating (SM)	Valley	80673	Masonite Corporation	7.08	0.00	0.00	0.00	0.00
State Operating (SM)	Blue Ridge - Roanoke	30750	Memorial Hospital Martinsville	2.57	0.00	0.00	0.00	0.00
State Operating (SM)	Northern	73694	Mount Weather FEMA Emergency Operations	9.39	0.00	0.00	0.00	0.00
State Operating (SM)	Tidewater	40217	NASA Wallops-Main Base	6.34	0.00	0.00	0.00	0.00
State Operating (SM)	Tidewater	60852	Norfolk International Airport	8.55	0.00	0.00	0.00	0.00
State Operating (SM)	Tidewater	60066	Opta Minerals dba Virginia Materials Inc	0.22	0.00	0.00	0.00	0.00
State Operating (SM)	Valley	40410	Orange Madison Cooperative Farm Service	3.87	0.00	0.00	0.00	0.00
State Operating (SM)	Piedmont	50215	Perdue Grain and Oilseed-Richmond-Grain	1.50	0.00	0.00	0.00	0.00
State Operating (SM)	Blue Ridge - Roanoke	20273	Precision Fabrics Group Incorporated	5.46	0.00	0.00	0.00	0.00
State Operating (SM)	Northern	73344	Reston Crossing, LP	0.63	0.00	0.00	0.00	0.00
State Operating (SM)	Tidewater	61279	Shared Hospital Services	6.93	0.00	0.00	0.00	0.00
State Operating (SM)	Tidewater	61138	Skanska USA Civil Southeast Incorporated	0.00	0.00	0.00	0.00	0.00
State Operating (SM)	Southwest	10368	Smyth County Public Schools/Marion High School	0.40	0.00	0.00	0.00	0.00
State Operating (SM)	Tidewater	60578	Southampton Memorial Hospital	5.07	0.00	0.00	0.00	0.00
State Operating (SM)	Southwest	10324	Southwest Virginia Community College	1.38	0.00	0.00	0.00	0.00
State Operating (SM)	Southwest	10044	Southwest Virginia Mental Health Institute	4.53	0.00	0.00	0.00	0.00
State Operating (SM)	Southwest	10647	Southwestern Virginia Training Center	3.19	0.00	0.00	0.00	0.00
State Operating (SM)	Piedmont	52083	Specialty Coating and Laminating LLC	7.38	0.00	0.00	0.00	0.00
State Operating (SM)	Piedmont	51000	Sterilization Services of Virginia	3.60	0.00	0.00	0.00	0.00
State Operating (SM)	Northern	73725	Sterling Park Technology Center	0.68	0.00	0.00	0.00	0.00
State Operating (SM)	Piedmont	51963	Strange's Greenhouses	3.48	0.00	0.00	0.00	0.00
State Operating (SM)	Valley	80417	Stuart M Perry Inc - Front Royal	4.17	0.00	0.00	0.00	0.00
State Operating (SM)	Tidewater	61066	Sumitomo Machinery Corporation of America	2.05	0.00	0.00	0.00	0.00
State Operating (SM)	Northern	40032	Superior Paving Corp	1.76	0.00	0.00	0.00	0.00
State Operating (SM)	Valley	80263	Tag Lumber Services LLC	0.00	0.00	0.00	0.00	0.00
State Operating (SM)	Northern	73809	Terremark Federal Group Inc	0.16	0.00	0.00	0.00	0.00
State Operating (SM)	Tidewater	60928	The Virginian-Pilot Media Companies LLC	4.79	0.00	0.00	0.00	0.00
State Operating (SM)	Blue Ridge - Roanoke	30650	Trident Seafoods Corporation	0.00	0.00	0.00	0.00	0.00
State Operating (SM)	Southwest	11062	Twin County Regional Hospital	8.89	0.00	0.00	0.00	0.00
State Operating (SM)	Piedmont	50055	Tyson Foods Inc	4.51	0.00	0.00	0.00	0.00
State Operating (SM)	Tidewater	60276	US - AFETA - Camp Peary	9.60	0.00	0.00	0.00	0.00
State Operating (SM)	Tidewater	60410	US Coast Guard Base - Portsmouth	5.55	0.00	0.00	0.00	0.00
State Operating (SM)	Northern	71714	US Joint Base - Myer Henderson Hall	6.23	0.00	0.00	0.00	0.00
State Operating (SM)	Tidewater	60330	US Navy - Joint Expeditionary Base - Ft Story	3.16	0.00	0.00	0.00	0.00
State Operating (SM)	Tidewater	60582	US Navy - Yorktown Fuel Depot	7.23	0.00	0.00	0.00	0.00
State Operating (SM)	Tidewater	60275	US Navy Cheatham Annex	8.38	0.00	0.00	0.00	0.00
State Operating (SM)	Blue Ridge - Roanoke	30951	Utility One Source Forestry Equipment LLC	7.91	0.00	0.00	0.00	0.00
State Operating (SM)	Valley	80042	Valley Building Supply	1.28	0.00	0.00	0.00	0.00
State Operating (SM)	Valley	80200	Valley Health - Shenandoah Memorial Hospital	1.56	0.00	0.00	0.00	0.00
State Operating (SM)	Valley	80159	Valley Milk Products	2.10	0.00	0.00	0.00	0.00
State Operating (SM)	Tidewater	61425	Vanwin Coatings of Virginia LLC	6.41	0.00	0.00	0.00	0.00
State Operating (SM)	Southwest	10159	Vaughan Furniture Co Inc-T G Vaughan	0.09	0.00	0.00	0.00	0.00
State Operating (SM)	Northern	73777	Verizon Virginia Incorporated - Foxmill Road	0.38	0.00	0.00	0.00	0.00
State Operating (SM)	Northern	73301	Verizon Virginia Incorporated - Lee Highway	0.39	0.00	0.00	0.00	0.00
State Operating (SM)	Northern	73302	Verizon Virginia Incorporated - North Irving St	0.91	0.00	0.00	0.00	0.00
State Operating (SM)	Southwest	10401	Virginia Intermont College	0.39	0.00	0.00	0.00	0.00
State Operating (SM)	Blue Ridge - Roanoke	21132	Virginia Transformer Corp	6.50	0.00	0.00	0.00	0.00

Title V Emissions and Maintenance Fees by Billing Type

Billing Type	Region	REGIS	SITE NAME	REGULATED PLLT TOTAL (tpy)	BILLABLE PLLT TOTAL (tpy)	GROSS FEE (USD)	MAINTENANCE FEE (USD)	BILL FEE (USD)
State Operating (SM)	Southwest	10484	Virginia Woodworking Company Incorporated	0.12	0.00	0.00	0.00	0.00
State Operating (SM)	Tidewater	60467	VITEX Packaging Group, Incorporated	9.90	0.00	0.00	0.00	0.00
State Operating (SM)	Piedmont	50298	VSU	6.32	0.00	0.00	0.00	0.00
State Operating (SM)	Tidewater	60237	Vulcan Construction Materials LLC - Virginia Shipyard	0.00	0.00	0.00	0.00	0.00
State Operating (SM)	Blue Ridge - Roanoke	20334	Walker Machine And Foundry	4.68	0.00	0.00	0.00	0.00
State Operating (SM)	Northern	72277	Washington Gas Ravensworth Station	9.85	0.00	0.00	0.00	0.00
State Operating (SM)	Southwest	11252	Wellmont Health System/Lonesome Pine Hospital	0.36	0.00	0.00	0.00	0.00
State Operating (SM)	Southwest	10684	Wellmore Coal Preparation Plant # 7	0.06	0.00	0.00	0.00	0.00
State Operating (SM)	Piedmont	51189	Wyeth (Pfizer) - Sherwood	1.74	0.00	0.00	0.00	0.00
TOTAL				1,235.33	848.77	51,698.58	0.00	51,698.61
AVERAGE				8.07	5.55	337.90	0.00	337.90
Avg@\$50/hr							500.00	

Title V Emissions and Maintenance Fees by Billing Type

Billing Type	Region	REGIS	SITE NAME	REGULATED PLLT TOTAL (tpy)	BILLABLE PLLT TOTAL (tpy)	GROSS FEE (USD)	MAINTENANCE FEE (USD)	BILL FEE (USD)
Title V Complex Major	Blue Ridge - Roanoke	20328	WestRock Virginia Corporation - Covington	11,307.54	9,077.83	552,930.63	10,519.00	563,449.63
Title V Complex Major	Piedmont	50396	Dominion - Chesterfield Power Station	7,161.99	7,161.99	436,236.81	10,519.00	446,755.81
Title V Complex Major	Blue Ridge - Roanoke	20656	US Army - RAAP	5,929.34	5,929.34	361,156.09	10,519.00	371,675.10
Title V Complex Major	Piedmont	50232	Honeywell Resins and Chemicals LLC -Hopewell	5,558.84	4,680.90	285,113.61	10,519.00	295,632.62
Title V Complex Major	Blue Ridge - Roanoke	20232	Roanoke Cement Company	4,515.15	4,515.10	275,014.74	10,519.00	285,533.74
Title V Complex Major	Piedmont	40126	WestRock CP LLC - West Point	2,902.36	2,902.36	176,782.75	10,519.00	187,301.75
Title V Complex Major	Northern	70225	Dominion - Possum Point Power Station	2,592.53	2,592.53	157,911.01	10,519.00	168,430.00
Title V Complex Major	Blue Ridge - Roanoke	20304	Celanese Acetate LLC	2,132.63	2,132.63	129,898.49	10,519.00	140,417.49
Title V Complex Major	Piedmont	50370	WestRock CP LLC - Hopewell	1,962.08	1,962.08	119,510.31	10,519.00	130,029.29
Title V Complex Major	Tidewater	60214	International Paper - Franklin Mill	1,485.28	1,485.28	90,468.41	10,519.00	100,987.40
Title V Complex Major	Southwest	11526	Dominion - Virginia City Hybrid Energy Center	1,297.50	1,297.50	79,030.72	10,519.00	89,549.73
Title V Complex Major	Tidewater	60153	Huntington Ingalls Incorporated - NN Shipbldg Div	855.93	855.93	52,134.70	10,519.00	62,653.70
Title V Complex Major	Tidewater	60116	Plains Marketing LP Yorktown	653.33	653.33	39,794.33	10,519.00	50,313.33
Title V Complex Major	Tidewater	60941	US Navy Norfolk Naval Base-Sewells Point	208.10	188.24	11,465.70	10,519.00	21,984.70
Title V Complex Major	Valley	40200	University of Virginia	114.48	114.48	6,972.98	10,519.00	17,491.98
Title V Complex Major	Tidewater	60188	Solenis LLC	106.78	106.78	6,503.96	10,519.00	17,022.97
Title V Complex Major	Tidewater	60033	US Navy - Joint Expeditionary Base - Little Creek	45.30	45.30	2,759.22	10,519.00	6,440.22
Title V Major	Blue Ridge - Lynchburg	30867	Dominion/ODEC - Clover Power Station	11,164.67	6,751.20	411,215.59	10,519.00	414,896.59
Title V Major	Blue Ridge - Lynchburg	30861	Dominion - Mecklenburg Power Station	1,007.08	1,007.08	61,341.24	10,519.00	65,022.24
Title V Major	Piedmont	50258	Kinder Morgan Southeast Terminals-Rchmd Terminal	85.69	85.69	5,219.38	10,519.00	8,900.38
Title V Major	Tidewater	60242	TransMontaigne Product Services Inc - Norfolk Terminal	62.32	62.32	3,795.92	10,519.00	7,476.91
Title V Major	Tidewater	60326	US Navy - Norfolk Naval Shipyard	34.75	34.75	2,116.62	10,519.00	5,797.62
TOTAL				61,183.67	53,642.64	3,267,373.21	231,418.00	3,457,763.20
AVERAGE				2,781.08	2,438.30	148,516.96	10,519.00	157,171.05
Avg@\$50/hr							7,000.00	

Title V Emissions and Maintenance Fees by Billing Type

Billing Type	Region	REGIS	SITE NAME	REGULATED PLLT TOTAL (tpy)	BILLABLE PLLT TOTAL (tpy)	GROSS FEE (USD)	MAINTENANCE FEE (USD)	BILL FEE (USD)	
Title V Complex Major	Blue Ridge - Roanoke	20328	WestRock Virginia Corporation - Covington	11,307.54	9,077.83	552,930.63	10,519.00	563,449.63	
Title V Complex Major	Piedmont	50396	Dominion - Chesterfield Power Station	7,161.99	7,161.99	436,236.81	10,519.00	446,755.81	
Title V Complex Major	Blue Ridge - Roanoke	20656	US Army - RAAP	5,929.34	5,929.34	361,156.09	10,519.00	371,675.10	
Title V Complex Major	Piedmont	50232	Honeywell Resins and Chemicals LLC -Hopewell	5,558.84	4,680.90	285,113.61	10,519.00	295,632.62	
Title V Complex Major	Blue Ridge - Roanoke	20232	Roanoke Cement Company	4,515.15	4,515.10	275,014.74	10,519.00	285,533.74	
Title V Complex Major	Piedmont	40126	WestRock CP LLC - West Point	2,902.36	2,902.36	176,782.75	10,519.00	187,301.75	
Title V Complex Major	Northern	70225	Dominion - Possum Point Power Station	2,592.53	2,592.53	157,911.01	10,519.00	168,430.00	
Title V Complex Major	Blue Ridge - Roanoke	20304	Celanese Acetate LLC	2,132.63	2,132.63	129,898.49	10,519.00	140,417.49	
Title V Complex Major	Piedmont	50370	WestRock CP LLC - Hopewell	1,962.08	1,962.08	119,510.31	10,519.00	130,029.29	
Title V Complex Major	Tidewater	60214	International Paper - Franklin Mill	1,485.28	1,485.28	90,468.41	10,519.00	100,987.40	
Title V Complex Major	Southwest	11526	Dominion - Virginia City Hybrid Energy Center	1,297.50	1,297.50	79,030.72	10,519.00	89,549.73	
Title V Complex Major	Tidewater	60153	Huntington Ingalls Incorporated - NN Shipbldg Div	855.93	855.93	52,134.70	10,519.00	62,653.70	
Title V Complex Major	Tidewater	60116	Plains Marketing LP Yorktown	653.33	653.33	39,794.33	10,519.00	50,313.33	
Title V Complex Major	Tidewater	60941	US Navy Norfolk Naval Base-Sewells Point	208.10	188.24	11,465.70	10,519.00	21,984.70	
Title V Complex Major	Valley	40200	University of Virginia	114.48	114.48	6,972.98	10,519.00	17,491.98	
Title V Complex Major	Tidewater	60188	Solenis LLC	106.78	106.78	6,503.96	10,519.00	17,022.97	
Title V Complex Major	Tidewater	60033	US Navy - Joint Expeditionary Base - Little Creek	45.30	45.30	2,759.22	10,519.00	6,440.22	
Title V Major	Blue Ridge - Lynchburg	30867	Dominion/ODEC - Clover Power Station	11,164.67	6,751.20	411,215.59	10,519.00	414,896.59	
Title V Major	Blue Ridge - Roanoke	20225	Lhoist North America - Kimballton Plant	7,778.37	5,660.05	344,753.64	10,519.00	348,434.65	
Title V Major	Blue Ridge - Lynchburg	30861	Dominion - Mecklenburg Power Station	1,007.08	1,007.08	61,341.24	10,519.00	65,022.24	
Title V Major	Blue Ridge - Roanoke	30389	GP Big Island LLC	955.01	955.01	58,169.68	10,519.00	61,850.66	
Title V Major	Blue Ridge - Roanoke	20765	Volvo Trucks - New River Valley Plant	456.84	456.84	27,826.12	10,519.00	31,507.12	
Title V Major	Piedmont	50397	E I du Pont de Nemours and Co-Spruance Plt	304.12	304.12	18,523.95	10,519.00	22,204.95	
Title V Major	Piedmont	50076	Philip Morris USA Manufacturing Center	257.14	256.33	15,613.06	10,519.00	19,294.06	
Title V Major	Piedmont	51019	Dominion - Hopewell Power Station	237.24	237.24	14,450.29	10,519.00	18,131.29	
Title V Major	Blue Ridge - Lynchburg	21526	NOVEC Energy Production Halifax County Biomass	210.53	210.53	12,823.38	10,519.00	16,504.38	
Title V Major	Tidewater	61291	USA Waste of Virginia Landfills - Bethel	116.32	107.06	6,521.03	10,519.00	10,202.02	
Title V Major	Valley	80333	O'Sullivan Films Inc	92.91	92.91	5,659.15	10,519.00	9,340.15	
Title V Major	Southwest	10050	General Dynamics OTS Inc - Plant #1	88.58	88.58	5,395.41	10,519.00	9,076.41	
Title V Major	Piedmont	50258	Kinder Morgan Southeast Terminals-Rchmd Terminal	85.69	85.69	5,219.38	10,519.00	8,900.38	
Title V Major	Tidewater	60242	TransMontaigne Product Services Inc - Norfolk Terminal	62.32	62.32	3,795.92	10,519.00	7,476.91	
Title V Major	Piedmont	50735	Hopewell WWTP	45.86	45.86	2,793.34	10,519.00	6,474.33	
Title V Major	Tidewater	61085	Kinyo Virginia Incorporated	45.37	45.37	2,763.49	10,519.00	6,444.49	
Title V Major	Tidewater	60326	US Navy - Norfolk Naval Shipyard	34.75	34.75	2,116.62	10,519.00	5,797.62	
Title V Major	Blue Ridge - Lynchburg	30124	R R Donnelley Printing Co	28.54	28.54	1,738.38	10,519.00	5,419.37	
Title V Major	Blue Ridge - Roanoke	21279	Dynax America Corp USA	17.48	17.48	1,064.71	10,519.00	4,745.71	
Title V Major	Southwest	10332	Vaughan Bassett Furniture Co Galax Plant #2	15.41	15.41	938.63	10,519.00	4,619.62	
				TOTAL	71,833.39	62,163.97	3,786,407.47	389,203.00	4,032,012.41
				AVERAGE	1,941.44	1,680.11	102,335.34	10,519.00	108,973.31
							Avg@\$50/hr	5,750.00	

Title V Emissions and Maintenance Fees by Billing Type

Billing Type	Region	REGIS	SITE NAME	REGULATED PLLT TOTAL (tpy)	BILLABLE PLLT TOTAL (tpy)	GROSS FEE (USD)	MAINTENANCE FEE (USD)	BILL FEE (USD)
NSR (SM-80)	Piedmont	52211	Green Plains Hopewell Limited Liability Company	139.35	139.35	8,487.81	1,051.00	1,051.00
NSR (SM-80)	Tidewater	60077	Kerneos Incorporated	113.77	113.77	6,929.73	1,051.00	1,051.00
NSR (SM-80)	Valley	81090	Ball Advanced Aluminum Technologies Corp - Verona	112.34	112.34	6,842.63	1,051.00	1,051.00
NSR (SM-80)	Piedmont	52303	INGENCO Wholesale Power LLC - Henrico	109.70	109.70	6,681.83	1,051.00	1,051.00
NSR (SM-80)	Piedmont	52368	Wood Fuel Developers - West Main St	108.48	108.48	6,607.52	1,051.00	1,051.00
NSR (SM-80)	Northern	40821	CHIPS Inc	107.68	107.68	6,558.79	1,051.00	1,051.00
NSR (SM-80)	Piedmont	40022	Ball Lumber Company Incorporated	103.54	103.54	6,306.62	1,051.00	1,051.00
NSR (SM-80)	Blue Ridge - Lynchburg	32001	Hanwha Azdel Inc	95.00	95.00	5,786.45	1,051.00	1,051.00
NSR (SM-80)	Valley	80237	Crown Cork & Seal USA Inc	83.99	83.99	5,115.83	1,051.00	1,051.00
NSR (SM-80)	Piedmont	51282	Sun Chemical Corporation - Richmond Facility	81.26	81.26	4,949.55	1,051.00	1,051.00
NSR (SM-80)	Piedmont	50356	Sonoco Products Co	81.07	81.07	4,937.97	1,051.00	1,051.00
NSR (SM-80)	Valley	40799	R A Yancey Lumber Corp	76.12	76.12	4,636.47	1,051.00	1,051.00
NSR (SM-80)	Blue Ridge - Roanoke	21548	INGENCO - New River	75.85	75.85	4,620.02	1,051.00	1,051.00
NSR (SM-80)	Southwest	11370	Paramont Mfg LLC	73.70	73.70	4,489.07	1,051.00	1,051.00
NSR (SM-80)	Piedmont	40896	NPPC King William	71.12	71.12	4,331.92	1,051.00	1,051.00
NSR (SM-80)	Southwest	11072	Utility Trailer Manufacturing Company - Atkins	71.11	71.11	4,331.31	1,051.00	1,051.00
NSR (SM-80)	Blue Ridge - Roanoke	20797	Sisson and Ryan Quarry	70.59	70.59	4,299.64	1,051.00	1,051.00
NSR (SM-80)	Northern	72299	Micron Technology Incorporated	68.26	68.26	4,157.72	1,051.00	1,051.00
NSR (SM-80)	Blue Ridge - Roanoke	21450	FreightCar America Inc	67.64	67.64	4,119.95	1,051.00	1,051.00
NSR (SM-80)	Southwest	11344	Utility Trailer Manufacturing Company - Glade Spring	58.22	58.22	3,546.18	1,051.00	1,051.00
NSR (SM-80)	Blue Ridge - Roanoke	21320	Wholesome Harvest Baking LLC	53.73	53.73	3,272.69	1,051.00	1,051.00
NSR (SM-80)	Blue Ridge - Lynchburg	30444	Unilin Flooring NC LLC	50.54	50.54	3,078.39	1,051.00	1,051.00
NSR (SM-80)	Valley	80480	American Hardwood Industries LLC	42.90	42.90	2,613.04	1,051.00	1,051.00
NSR (SM-80)	Blue Ridge - Lynchburg	30974	Frito Lay Incorporated	42.07	42.07	2,562.48	1,051.00	1,051.00
NSR (SM-80)	Tidewater	60476	Continental Automotive Systems US Incorporated	39.40	39.40	2,399.85	1,051.00	1,051.00
NSR (SM-80)	Southwest	10893	Paramont Coal Co. Virginia LLC	36.83	36.83	2,243.32	1,051.00	1,051.00
NSR (SM-80)	Blue Ridge - Roanoke	21241	Fontaine Modification Co	36.06	36.06	2,196.41	1,051.00	1,051.00
NSR (SM-80)	Blue Ridge - Roanoke	20991	Kinder Morgan Southeast - Roanoke #1	35.20	35.20	2,144.03	1,051.00	1,051.00
NSR (SM-80)	Valley	80795	Hollister Inc	34.30	34.30	2,089.21	1,051.00	1,051.00
NSR (SM-80)	Southwest	10273	Turman Hardwood Flooring Inc.	32.43	32.43	1,975.31	1,051.00	1,051.00
NSR (SM-80)	Piedmont	50334	Citgo Petroleum Corporation	32.40	32.40	1,973.48	1,051.00	1,051.00
NSR (SM-80)	Piedmont	52297	Hanover Foils LLC	30.74	30.74	1,872.37	1,051.00	1,051.00
NSR (SM-80)	Valley	80187	Pilgrims Pride Corporation - Timberville	28.80	28.80	1,754.21	1,051.00	1,051.00
NSR (SM-80)	Northern	40824	Greenhost Incorporated	28.70	28.70	1,748.12	1,051.00	1,051.00
NSR (SM-80)	Northern	41014	Zamma Corporation	28.38	28.38	1,728.63	1,051.00	1,051.00
NSR (SM-80)	Northern	40947	Harkness Hall Limited	26.97	26.97	1,642.74	1,051.00	1,051.00
NSR (SM-80)	Northern	73670	Digital Loudoun II Limited Liability Corporation	26.76	26.76	1,629.95	1,051.00	1,051.00
NSR (SM-80)	Blue Ridge - Lynchburg	32084	Sanfacon Virginia Incorporated	26.05	26.05	1,586.71	1,051.00	1,051.00
NSR (SM-80)	Southwest	10410	Quadrant Engineering Plastic Products	24.20	24.20	1,474.02	1,051.00	1,051.00
NSR (SM-80)	Southwest	10302	Webb Furniture Enterprises LLC# 4	23.59	23.59	1,436.87	1,051.00	1,051.00
NSR (SM-80)	Southwest	10950	Lone Mountain Processing	21.67	21.67	1,319.92	1,051.00	1,051.00
NSR (SM-80)	Blue Ridge - Lynchburg	30889	Glad Manufacturing Company	20.28	20.28	1,235.25	1,051.00	1,051.00
NSR (SM-80)	Piedmont	50980	Murphy Brown Waverly Division Feedmill	19.40	19.40	1,181.65	1,051.00	1,051.00
NSR (SM-80)	Southwest	10905	Knox Creek Coal Corporation	19.27	19.27	1,173.74	1,051.00	1,051.00
NSR (SM-80)	Piedmont	30872	Redland Brick Incorporated - Lawrenceville Plant	19.03	19.03	1,159.12	1,051.00	1,051.00
NSR (SM-80)	Blue Ridge - Lynchburg	30833	Gerdau MRM - Lynchburg	17.70	17.70	1,078.11	1,051.00	1,051.00
NSR (SM-80)	Northern	71871	QG Printing II Corp.	17.21	17.21	1,048.26	1,051.00	1,051.00
NSR (SM-80)	Piedmont	50121	Magellan Terminals Holdings LP - Richmond Terminal	14.21	14.21	865.53	1,051.00	1,051.00

Title V Emissions and Maintenance Fees by Billing Type

Billing Type	Region	REGIS	SITE NAME	REGULATED PLLT TOTAL (tpy)	BILLABLE PLLT TOTAL (tpy)	GROSS FEE (USD)	MAINTENANCE FEE (USD)	BILL FEE (USD)
NSR (SM-80)	Northern	73675	Interior Building Systems Corporation	12.48	12.48	760.16	1,051.00	1,051.00
NSR (SM-80)	Tidewater	61289	Lyon Shipyard Incorporated - Sealift Drydock	12.42	12.42	756.50	1,051.00	1,051.00
NSR (SM-80)	Blue Ridge - Roanoke	20615	Carilion Roanoke Memorial Hospital	12.01	12.01	731.53	1,051.00	1,051.00
NSR (SM-80)	Piedmont	51215	DOC Sussex II	11.50	11.50	700.47	1,051.00	1,051.00
NSR (SM-80)	Northern	71809	Dominion - Loudoun Compressor Station	10.51	10.51	640.16	1,051.00	1,051.00
NSR (SM-80)	Southwest	10860	Clintwood Elkhorn Mining LLC	9.88	0.00	0.00	1,051.00	1,051.00
NSR (SM-80)	Northern	40788	Columbia Gas Transmission Corporation	8.92	0.00	0.00	1,051.00	1,051.00
NSR (SM-80)	Southwest	10577	Hirschfeld Ind-Bridge LLC Abingdon	8.64	0.00	0.00	1,051.00	1,051.00
NSR (SM-80)	Blue Ridge - Lynchburg	30983	Automated Conveyor Systems Inc	8.49	0.00	0.00	1,051.00	1,051.00
NSR (SM-80)	Northern	73340	Dulles Discovery - Phase 1	7.80	0.00	0.00	1,051.00	1,051.00
NSR (SM-80)	Southwest	11256	Virginia Carbonite Corporation	7.22	0.00	0.00	1,051.00	1,051.00
NSR (SM-80)	Piedmont	52221	Bank of America - Villa Park Data Center	7.14	0.00	0.00	1,051.00	1,051.00
NSR (SM-80)	Piedmont	40707	Bennett Mineral Company Inc	7.01	0.00	0.00	1,051.00	1,051.00
NSR (SM-80)	Northern	40816	Mary Washington Hospital	7.01	0.00	0.00	1,051.00	1,051.00
NSR (SM-80)	Blue Ridge - Lynchburg	21588	The Corsi Group - Siteline Cabinetry	6.73	0.00	0.00	1,051.00	1,051.00
NSR (SM-80)	Southwest	10293	Revelation Energy LLC	6.04	0.00	0.00	1,051.00	1,051.00
NSR (SM-80)	Blue Ridge - Lynchburg	30831	Nestle' Confections and Snacks Division	5.73	0.00	0.00	1,051.00	1,051.00
NSR (SM-80)	Tidewater	61265	Chesapeake City of - Water Treatment Plant	5.51	0.00	0.00	1,051.00	1,051.00
NSR (SM-80)	Valley	81286	Columbia Gas Transmission Corp - Strasburg Com Sta	5.50	0.00	0.00	1,051.00	1,051.00
NSR (SM-80)	Northern	40890	COMMUNICATIONS CORP OF AMERICA	5.43	0.00	0.00	1,051.00	1,051.00
NSR (SM-80)	Southwest	10429	Longwood Elastomers Incorporated	5.28	0.00	0.00	1,051.00	1,051.00
NSR (SM-80)	Tidewater	61316	Davis Boat Works Inc dba Fairlead Boatworks	5.16	0.00	0.00	1,051.00	1,051.00
NSR (SM-80)	Northern	71723	US Geological Survey	5.15	0.00	0.00	1,051.00	1,051.00
NSR (SM-80)	Northern	73160	Savvis Communications	4.62	0.00	0.00	1,051.00	1,051.00
NSR (SM-80)	Northern	40901	US Army-Warrenton Training Center Station D	4.55	0.00	0.00	1,051.00	1,051.00
NSR (SM-80)	Southwest	10041	PEMCO Corporation	4.52	0.00	0.00	1,051.00	1,051.00
NSR (SM-80)	Southwest	11264	Home Pride Incorporated	4.23	0.00	0.00	1,051.00	1,051.00
NSR (SM-80)	Southwest	11140	Clinch River Corporation	3.90	0.00	0.00	1,051.00	1,051.00
NSR (SM-80)	Tidewater	61417	Old Dominion Electric Cooperative - Nottoway Generation Station	3.35	0.00	0.00	1,051.00	1,051.00
NSR (SM-80)	Southwest	11199	Reline America Inc	3.02	0.00	0.00	1,051.00	1,051.00
NSR (SM-80)	Southwest	10959	VFC- Washer Of Justice Group	3.02	0.00	0.00	1,051.00	1,051.00
NSR (SM-80)	Piedmont	52162	Bon Secours - St Francis Medical Center	2.84	0.00	0.00	1,051.00	1,051.00
NSR (SM-80)	Southwest	11095	Ceramic Technology	2.19	0.00	0.00	1,051.00	1,051.00
NSR (SM-80)	Southwest	11689	MC Signs LLC	2.15	0.00	0.00	1,051.00	1,051.00
NSR (SM-80)	Piedmont	51232	QTS Richmond Data Center	2.15	0.00	0.00	1,051.00	1,051.00
NSR (SM-80)	Tidewater	61415	Old Dominion Electric Cooperative - Belle Haven Generation Station	2.07	0.00	0.00	1,051.00	1,051.00
NSR (SM-80)	Tidewater	61413	Old Dominion Electric Cooperative - Perdue Generation Station	2.00	0.00	0.00	1,051.00	1,051.00
NSR (SM-80)	Tidewater	61411	Old Dominion Electric Cooperative - Onancock Generation Station	1.99	0.00	0.00	1,051.00	1,051.00
NSR (SM-80)	Tidewater	61419	Franklin City - Pretlow Power Plant	1.60	0.00	0.00	1,051.00	1,051.00
NSR (SM-80)	Tidewater	61015	Aetna Insulated Wire Company	1.52	0.00	0.00	1,051.00	1,051.00
NSR (SM-80)	Southwest	10377	Simmons Equipment Co	1.01	0.00	0.00	1,051.00	1,051.00
NSR (SM-80)	Southwest	11643	Platnick Crane and Steel LLC	0.94	0.00	0.00	1,051.00	1,051.00
NSR (SM-80)	Valley	81686	Evolve Stone LLC	0.18	0.00	0.00	1,051.00	1,051.00
NSR (SM-80)	Northern	41027	VSE Corporation - Caroline	0.16	0.00	0.00	1,051.00	1,051.00
NSR (SM-80)	Blue Ridge - Lynchburg	30885	Amcor Tobacco Packaging Americas	0.00	0.00	0.00	1,051.00	1,051.00
NSR (SM-80)	Blue Ridge - Roanoke	20050	CJWA Inc	0.00	0.00	0.00	1,051.00	1,051.00
NSR (SM-80)	Blue Ridge - Lynchburg	31040	CMC Steel Fabricators Incorporated	0.00	0.00	0.00	1,051.00	1,051.00
NSR (SM-80)	Southwest	10956	Cumberland River Coal Company	0.00	0.00	0.00	1,051.00	1,051.00

Title V Emissions and Maintenance Fees by Billing Type

Billing Type	Region	REGIS	SITE NAME	REGULATED PLLT TOTAL (tpy)	BILLABLE PLLT TOTAL (tpy)	GROSS FEE (USD)	MAINTENANCE FEE (USD)	BILL FEE (USD)
NSR (SM-80)	Blue Ridge - Lynchburg	30220	ITG Brands LLC	0.00	0.00	0.00	1,051.00	1,051.00
NSR (SM-80)	Piedmont	51934	Ponton Substation-Amelia County-Unit 4	0.00	0.00	0.00	1,051.00	1,051.00
NSR (SM-80)	Southwest	10916	Powell Mtn Energy LLC	0.00	0.00	0.00	1,051.00	1,051.00
NSR (SM-80)	Southwest	11242	R H Sheppard Company Incorporated	0.00	0.00	0.00	1,051.00	1,051.00
			TOTAL	2,831.18	2,656.53	161,809.24	105,100.00	105,100.00
			AVERAGE	28.31	26.57	1,618.09	1,051.00	1,051.00
						Avg@\$50/hr	550.00	



Title V Emissions and Maintenance Fees by Billing Type

Billing Type	Region	REGIS	SITE NAME	REGULATED PLLT TOTAL (tpy)	BILLABLE PLLT TOTAL (tpy)	GROSS FEE (USD)	MAINTENANCE FEE (USD)	BILL FEE (USD)
State Operating (SM)	Piedmont	51075	Afton Chemical Corporation	111.60	111.60	6,797.56	500.00	6,797.56
State Operating (SM)	Tidewater	61048	JMS Foodservice LLC - Suffolk	70.88	70.88	4,317.29	500.00	4,317.30
State Operating (SM)	Piedmont	50833	Roslyn Converters Inc	44.15	44.15	2,689.18	500.00	2,689.18
State Operating (SM)	Blue Ridge - Roanoke	20995	Magellan Terminals Holdings LP - Roanoke Terminal	42.34	42.34	2,578.93	500.00	2,578.93
State Operating (SM)	Valley	80115	Andros Foods North America	40.44	40.44	2,463.20	500.00	2,463.20
State Operating (SM)	Piedmont	50284	Motiva Enterprises LLC-Richmond Terminal	35.90	35.90	2,186.67	500.00	2,186.67
State Operating (SM)	Blue Ridge - Lynchburg	30536	Southside Community Hospital	32.64	32.64	1,988.10	500.00	1,988.10
State Operating (SM)	Valley	81620	Montebello Packaging Inc	29.12	29.12	1,773.70	500.00	1,773.70
State Operating (SM)	Piedmont	50891	Evonik Corporation	27.52	27.52	1,676.25	500.00	1,676.24
State Operating (SM)	Valley	80087	Cargill Turkey Production LLC	24.66	24.66	1,502.04	500.00	1,502.04
State Operating (SM)	Tidewater	60302	Blair Brothers Incorporated	24.13	24.13	1,469.75	500.00	1,469.76
State Operating (SM)	Blue Ridge - Lynchburg	30780	DOC - Nottoway Correctional Center	23.69	23.69	1,442.96	500.00	1,442.96
State Operating (SM)	Tidewater	60583	Fleet & Industrial Supply Center	21.27	21.27	1,295.55	500.00	1,295.56
State Operating (SM)	Tidewater	60971	HRSD - Nansemond Sewage Treatment Plant	20.27	20.27	1,234.64	500.00	1,234.65
State Operating (SM)	Valley	80400	Berryville Graphics Inc	19.40	19.37	1,179.83	500.00	1,179.83
State Operating (SM)	Northern	73776	Navy Federal Credit Union - Follin Lane	19.20	19.20	1,169.48	500.00	1,169.47
State Operating (SM)	Northern	71804	Science Applications International Corp.	19.18	19.18	1,168.26	500.00	1,168.25
State Operating (SM)	Tidewater	61100	Sonoco Products Company - Suffolk	19.16	19.16	1,167.04	500.00	1,167.04
State Operating (SM)	Northern	70691	George Mason University - Fairfax Campus	18.59	18.59	1,132.32	500.00	1,132.32
State Operating (SM)	Piedmont	50209	University of Richmond	16.66	16.66	1,014.75	500.00	1,014.76
State Operating (SM)	Tidewater	61485	Lumber Liquidators Production LLC	15.71	15.71	956.90	500.00	956.90
State Operating (SM)	Tidewater	61498	Massimo Zanetti Beverage USA	14.86	14.86	905.12	500.00	905.12
State Operating (SM)	Tidewater	60957	US Navy - Naval Support Act Hampton Roads NW Annex	13.82	13.82	841.77	500.00	841.78
State Operating (SM)	Valley	40019	S L Williamson & Co - Red Hill	13.48	13.48	821.06	500.00	821.07
State Operating (SM)	Piedmont	50057	International Paper Co Richmond Container	13.45	13.45	819.24	500.00	819.24
State Operating (SM)	Northern	70226	Virginia Hospital Center - Arlington	13.13	13.13	799.75	500.00	799.75
State Operating (SM)	Piedmont	50085	Packaging Corporation of America	12.72	12.72	774.78	500.00	774.78
State Operating (SM)	Piedmont	50412	Bon Secours St Marys Hospital	12.71	12.71	774.17	500.00	774.17
State Operating (SM)	Blue Ridge - Roanoke	20742	Graham White Mfg Co	12.40	12.40	755.29	500.00	755.28
State Operating (SM)	Piedmont	50113	J E Jones Lumber Co	12.16	12.16	740.66	500.00	740.67
State Operating (SM)	Tidewater	61045	Canon Virginia Incorporated	11.06	11.06	673.67	500.00	673.66
State Operating (SM)	Northern	70045	Southern Towers Apartments	10.98	10.98	668.79	500.00	668.79
State Operating (SM)	Piedmont	50143	Carter Printing	10.74	10.74	654.17	500.00	654.17
State Operating (SM)	Blue Ridge - Roanoke	20468	Norfolk Southern Railway Company East End Shops	10.68	10.68	650.52	500.00	650.52
State Operating (SM)	Tidewater	60980	Liebherr Mining and Construction Equipment Inc	10.10	10.10	615.19	500.00	615.19
State Operating (SM)	Southwest	10338	AAA Paving and Sealing	0.00	0.00	0.00	500.00	0.00
State Operating (SM)	Tidewater	60926	Allied Concrete Products LLC - Ulexite Plant	6.14	0.00	0.00	500.00	0.00
State Operating (SM)	Tidewater	61671	American Borate Company - Elizabeth River Terminal	0.38	0.00	0.00	500.00	0.00
State Operating (SM)	Northern	70221	Anchor Concrete Products	0.00	0.00	0.00	500.00	0.00
State Operating (SM)	Southwest	10629	Aramark Uniform Services	1.38	0.00	0.00	500.00	0.00
State Operating (SM)	Blue Ridge - Roanoke	21274	Arkay Packaging Corporation	8.85	0.00	0.00	500.00	0.00
State Operating (SM)	Valley	80026	B&S Contracting - Augusta Plant	4.27	0.00	0.00	500.00	0.00
State Operating (SM)	Tidewater	60311	Barham J T and Company - Route 58	0.06	0.00	0.00	500.00	0.00
State Operating (SM)	Blue Ridge - Roanoke	30027	Bassett Mirror Co Inc - North Bassett	2.04	0.00	0.00	500.00	0.00
State Operating (SM)	Northern	73342	BIT Investment 56, LLC	1.40	0.00	0.00	500.00	0.00
State Operating (SM)	Tidewater	60082	Branscome Inc - Hampton - Rip Rap Road	0.00	0.00	0.00	500.00	0.00
State Operating (SM)	Piedmont	50059	C F Sauer Company Inc	7.07	0.00	0.00	500.00	0.00
State Operating (SM)	Northern	73842	Cabot Tech	1.48	0.00	0.00	500.00	0.00

Title V Emissions and Maintenance Fees by Billing Type

Billing Type	Region	REGIS	SITE NAME	REGULATED PLTT TOTAL (tpy)	BILLABLE PLTT TOTAL (tpy)	GROSS FEE (USD)	MAINTENANCE FEE (USD)	BILL FEE (USD)
State Operating (SM)	Piedmont	50052	Central State Hospital	5.19	0.00	0.00	500.00	0.00
State Operating (SM)	Piedmont	50756	CJW Medical Center-Chippenham Campus	6.00	0.00	0.00	500.00	0.00
State Operating (SM)	Piedmont	50889	CJW Medical Center-Johnston Willis Campus	4.03	0.00	0.00	500.00	0.00
State Operating (SM)	Northern	73343	Clearwire	2.26	0.00	0.00	500.00	0.00
State Operating (SM)	Southwest	10733	Clinch Valley Medical Center-Lifepoint Choices	3.49	0.00	0.00	500.00	0.00
State Operating (SM)	Tidewater	61158	Columbia Gas of Virginia Incorporated	0.07	0.00	0.00	500.00	0.00
State Operating (SM)	Blue Ridge - Lynchburg	30509	Community Memorial Health Center	0.69	0.00	0.00	500.00	0.00
State Operating (SM)	Valley	81705	Concrete Pipe and Precast LLC - Harrisonburg	1.58	0.00	0.00	500.00	0.00
State Operating (SM)	Northern	73760	Cushman and Wakefield of Virginia Incorporated	1.04	0.00	0.00	500.00	0.00
State Operating (SM)	Blue Ridge - Lynchburg	30378	Dan River Inc Brookneal Plant	0.00	0.00	0.00	500.00	0.00
State Operating (SM)	Tidewater	61026	Dave's Cabinet	4.95	0.00	0.00	500.00	0.00
State Operating (SM)	Tidewater	60222	DBHDS - Eastern State Hospital	5.73	0.00	0.00	500.00	0.00
State Operating (SM)	Northern	73807	Department of Forensic Science	1.21	0.00	0.00	500.00	0.00
State Operating (SM)	Northern	73781	Discovery Production Group Incorporated	6.65	0.00	0.00	500.00	0.00
State Operating (SM)	Piedmont	30736	DOC - Brunswick Correctional Center	0.86	0.00	0.00	500.00	0.00
State Operating (SM)	Blue Ridge - Roanoke	20477	DVA - Salem Medical Center	9.99	0.00	0.00	500.00	0.00
State Operating (SM)	Southwest	11022	E Dillon & Co - Limestone RR loadout	0.04	0.00	0.00	500.00	0.00
State Operating (SM)	Tidewater	60884	East Coast Repair & Fabrication LLC Div-3	6.79	0.00	0.00	500.00	0.00
State Operating (SM)	Southwest	10423	Emory and Henry College	0.00	0.00	0.00	500.00	0.00
State Operating (SM)	Blue Ridge - Roanoke	30508	English Meadows Elks Home Campus	2.25	0.00	0.00	500.00	0.00
State Operating (SM)	Northern	40922	Euro-Composites Corporation	2.81	0.00	0.00	500.00	0.00
State Operating (SM)	Northern	71882	Fairfax County - Adult Detention Center	1.75	0.00	0.00	500.00	0.00
State Operating (SM)	Piedmont	50898	Fareva Richmond Incorporated	4.75	0.00	0.00	500.00	0.00
State Operating (SM)	Piedmont	50067	First Energy Corporation	3.07	0.00	0.00	500.00	0.00
State Operating (SM)	Northern	40306	Fort AP Hill	5.35	0.00	0.00	500.00	0.00
State Operating (SM)	Tidewater	60336	Fort Monroe Authority	5.01	0.00	0.00	500.00	0.00
State Operating (SM)	Southwest	10223	Galax City Schools/Galax High School	1.45	0.00	0.00	500.00	0.00
State Operating (SM)	Northern	73230	Gannett Co., Inc.	1.72	0.00	0.00	500.00	0.00
State Operating (SM)	Northern	73319	George Mason University - Prince William Campus	5.13	0.00	0.00	500.00	0.00
State Operating (SM)	Northern	72351	Granules Pharmaceuticals, Inc.	0.00	0.00	0.00	500.00	0.00
State Operating (SM)	Southwest	10470	Grayson County Public Schools/Grayson County High	0.60	0.00	0.00	500.00	0.00
State Operating (SM)	Piedmont	50778	Henrico Doctors Hospital - Parham Campus	3.33	0.00	0.00	500.00	0.00
State Operating (SM)	Blue Ridge - Roanoke	20321	Hoover Color Corp	1.63	0.00	0.00	500.00	0.00
State Operating (SM)	Northern	73837	HP Enterprise Services Limited Liability Corp	0.50	0.00	0.00	500.00	0.00
State Operating (SM)	Piedmont	50836	IMTT - Virginia Richmond Terminal	2.85	0.00	0.00	500.00	0.00
State Operating (SM)	Northern	70268	Inova Alexandria Hospital	5.62	0.00	0.00	500.00	0.00
State Operating (SM)	Northern	71783	Inova Mount Vernon Hospital	2.47	0.00	0.00	500.00	0.00
State Operating (SM)	Valley	80067	Intrapac (Harrisonburg) Inc	2.58	0.00	0.00	500.00	0.00
State Operating (SM)	Northern	72328	Kenneth B. Rollins Water Treatment Plant	1.00	0.00	0.00	500.00	0.00
State Operating (SM)	Tidewater	61612	Kinder Morgan - Money Point Terminal	2.78	0.00	0.00	500.00	0.00
State Operating (SM)	Southwest	10625	Lee Farmers Cooperative Incorporated	0.05	0.00	0.00	500.00	0.00
State Operating (SM)	Valley	80924	Lehigh Cement Company	0.92	0.00	0.00	500.00	0.00
State Operating (SM)	Blue Ridge - Roanoke	20874	Lewis Gale Hospital	4.83	0.00	0.00	500.00	0.00
State Operating (SM)	Southwest	10318	Limestone Dust Corporation	4.07	0.00	0.00	500.00	0.00
State Operating (SM)	Northern	70261	Lockheed Martin Manassas	6.18	0.00	0.00	500.00	0.00
State Operating (SM)	Blue Ridge - Lynchburg	30979	Lunenburg Correctional Center	3.36	0.00	0.00	500.00	0.00
State Operating (SM)	Tidewater	60835	Maida Development Company	0.08	0.00	0.00	500.00	0.00
State Operating (SM)	Northern	72004	Manassas City - Church Street Power Generation Fac	4.01	0.00	0.00	500.00	0.00

Title V Emissions and Maintenance Fees by Billing Type

Billing Type	Region	REGIS	SITE NAME	REGULATED PLLT TOTAL (tpy)	BILLABLE PLLT TOTAL (tpy)	GROSS FEE (USD)	MAINTENANCE FEE (USD)	BILL FEE (USD)
State Operating (SM)	Northern	72327	Manassas City of - Central Park Plant	3.06	0.00	0.00	500.00	0.00
State Operating (SM)	Valley	80673	Masonite Corporation	7.08	0.00	0.00	500.00	0.00
State Operating (SM)	Blue Ridge - Roanoke	30750	Memorial Hospital Martinsville	2.57	0.00	0.00	500.00	0.00
State Operating (SM)	Northern	73694	Mount Weather FEMA Emergency Operations	9.39	0.00	0.00	500.00	0.00
State Operating (SM)	Tidewater	40217	NASA Wallops-Main Base	6.34	0.00	0.00	500.00	0.00
State Operating (SM)	Tidewater	60852	Norfolk International Airport	8.55	0.00	0.00	500.00	0.00
State Operating (SM)	Tidewater	60066	Opta Minerals dba Virginia Materials Inc	0.22	0.00	0.00	500.00	0.00
State Operating (SM)	Valley	40410	Orange Madison Cooperative Farm Service	3.87	0.00	0.00	500.00	0.00
State Operating (SM)	Piedmont	50215	Perdue Grain and Oilseed-Richmond-Grain	1.50	0.00	0.00	500.00	0.00
State Operating (SM)	Blue Ridge - Roanoke	20273	Precision Fabrics Group Incorporated	5.46	0.00	0.00	500.00	0.00
State Operating (SM)	Northern	73344	Reston Crossing, LP	0.63	0.00	0.00	500.00	0.00
State Operating (SM)	Tidewater	61279	Shared Hospital Services	6.93	0.00	0.00	500.00	0.00
State Operating (SM)	Tidewater	61138	Skanska USA Civil Southeast Incorporated	0.00	0.00	0.00	500.00	0.00
State Operating (SM)	Southwest	10368	Smyth County Public Schools/Marion High School	0.40	0.00	0.00	500.00	0.00
State Operating (SM)	Tidewater	60578	Southampton Memorial Hospital	5.07	0.00	0.00	500.00	0.00
State Operating (SM)	Southwest	10324	Southwest Virginia Community College	1.38	0.00	0.00	500.00	0.00
State Operating (SM)	Southwest	10044	Southwest Virginia Mental Health Institute	4.53	0.00	0.00	500.00	0.00
State Operating (SM)	Southwest	10647	Southwestern Virginia Training Center	3.19	0.00	0.00	500.00	0.00
State Operating (SM)	Piedmont	52083	Specialty Coating and Laminating LLC	7.38	0.00	0.00	500.00	0.00
State Operating (SM)	Piedmont	51000	Sterilization Services of Virginia	3.60	0.00	0.00	500.00	0.00
State Operating (SM)	Northern	73725	Sterling Park Technology Center	0.68	0.00	0.00	500.00	0.00
State Operating (SM)	Piedmont	51963	Strange's Greenhouses	3.48	0.00	0.00	500.00	0.00
State Operating (SM)	Valley	80417	Stuart M Perry Inc - Front Royal	4.17	0.00	0.00	500.00	0.00
State Operating (SM)	Tidewater	61066	Sumitomo Machinery Corporation of America	2.05	0.00	0.00	500.00	0.00
State Operating (SM)	Northern	40032	Superior Paving Corp	1.76	0.00	0.00	500.00	0.00
State Operating (SM)	Valley	80263	Tag Lumber Services LLC	0.00	0.00	0.00	500.00	0.00
State Operating (SM)	Northern	73809	Terremark Federal Group Inc	0.16	0.00	0.00	500.00	0.00
State Operating (SM)	Tidewater	60928	The Virginian-Pilot Media Companies LLC	4.79	0.00	0.00	500.00	0.00
State Operating (SM)	Blue Ridge - Roanoke	30650	Trident Seafoods Corporation	0.00	0.00	0.00	500.00	0.00
State Operating (SM)	Southwest	11062	Twin County Regional Hospital	8.89	0.00	0.00	500.00	0.00
State Operating (SM)	Piedmont	50055	Tyson Foods Inc	4.51	0.00	0.00	500.00	0.00
State Operating (SM)	Tidewater	60276	US - AFETA - Camp Peary	9.60	0.00	0.00	500.00	0.00
State Operating (SM)	Tidewater	60410	US Coast Guard Base - Portsmouth	5.55	0.00	0.00	500.00	0.00
State Operating (SM)	Northern	71714	US Joint Base - Myer Henderson Hall	6.23	0.00	0.00	500.00	0.00
State Operating (SM)	Tidewater	60330	US Navy - Joint Expeditionary Base - Ft Story	3.16	0.00	0.00	500.00	0.00
State Operating (SM)	Tidewater	60582	US Navy - Yorktown Fuel Depot	7.23	0.00	0.00	500.00	0.00
State Operating (SM)	Tidewater	60275	US Navy Cheatham Annex	8.38	0.00	0.00	500.00	0.00
State Operating (SM)	Blue Ridge - Roanoke	30951	Utility One Source Forestry Equipment LLC	7.91	0.00	0.00	500.00	0.00
State Operating (SM)	Valley	80042	Valley Building Supply	1.28	0.00	0.00	500.00	0.00
State Operating (SM)	Valley	80200	Valley Health - Shenandoah Memorial Hospital	1.56	0.00	0.00	500.00	0.00
State Operating (SM)	Valley	80159	Valley Milk Products	2.10	0.00	0.00	500.00	0.00
State Operating (SM)	Tidewater	61425	Vanwin Coatings of Virginia LLC	6.41	0.00	0.00	500.00	0.00
State Operating (SM)	Southwest	10159	Vaughan Furniture Co Inc-T G Vaughan	0.09	0.00	0.00	500.00	0.00
State Operating (SM)	Northern	73777	Verizon Virginia Incorporated - Foxmill Road	0.38	0.00	0.00	500.00	0.00
State Operating (SM)	Northern	73301	Verizon Virginia Incorporated - Lee Highway	0.39	0.00	0.00	500.00	0.00
State Operating (SM)	Northern	73302	Verizon Virginia Incorporated - North Irving St	0.91	0.00	0.00	500.00	0.00
State Operating (SM)	Southwest	10401	Virginia Intermont College	0.39	0.00	0.00	500.00	0.00
State Operating (SM)	Blue Ridge - Roanoke	21132	Virginia Transformer Corp	6.50	0.00	0.00	500.00	0.00

Title V Emissions and Maintenance Fees by Billing Type

Billing Type	Region	REGIS	SITE NAME	REGULATED PLLT TOTAL (tpy)	BILLABLE PLLT TOTAL (tpy)	GROSS FEE (USD)	MAINTENANCE FEE (USD)	BILL FEE (USD)
State Operating (SM)	Southwest	10484	Virginia Woodworking Company Incorporated	0.12	0.00	0.00	500.00	0.00
State Operating (SM)	Tidewater	60467	VITEX Packaging Group, Incorporated	9.90	0.00	0.00	500.00	0.00
State Operating (SM)	Piedmont	50298	VSU	6.32	0.00	0.00	500.00	0.00
State Operating (SM)	Tidewater	60237	Vulcan Construction Materials LLC - Virginia Shipyard	0.00	0.00	0.00	500.00	0.00
State Operating (SM)	Blue Ridge - Roanoke	20334	Walker Machine And Foundry	4.68	0.00	0.00	500.00	0.00
State Operating (SM)	Northern	72277	Washington Gas Ravensworth Station	9.85	0.00	0.00	500.00	0.00
State Operating (SM)	Southwest	11252	Wellmont Health System/Lonesome Pine Hospital	0.36	0.00	0.00	500.00	0.00
State Operating (SM)	Southwest	10684	Wellmore Coal Preparation Plant # 7	0.06	0.00	0.00	500.00	0.00
State Operating (SM)	Piedmont	51189	Wyeth (Pfizer) - Sherwood	1.74	0.00	0.00	500.00	0.00
TOTAL				1,235.33	848.77	51,698.58	76,500.00	51,698.61
AVERAGE				8.07	5.55	337.90	500.00	337.90
							Avg@\$50/hr	500.00

Attachment 4: "Emissions fee stabilization examples" follows.

# Alabama

## Title V Program Information:

- ◇ Number of Title V sources currently included in Title V program: 312
- ◇ Total Title V fee chargeable tons currently emitted by Title V sources combined:  
*Note response for emission year 2009 (emission year 2010 is not finalized).*
  - CPs: 205,570
  - HAPs: 14,928
  - GHGs: 0
- ◇ Total Title V program budget: \$8,550,000
- ◇ Number of FTEs funded by Title V program: FY11 = 82
- ◇ Number of FTE permit writers specific to Title V: 38

## Title V Fee Information:

- ◇ Current baseline Title V emissions fee per ton:
  - CPs: \$36/ton for 2009 emission year, about \$38.50/ton for 2010
  - HAPs: Same as criteria
  - GHGs: 0
- ◇ Fees calculated based on actual emissions.
- ◇ Cap: Fees charged to an individual facility are capped based on tons per year, but total fees our agency can charge are not capped in any way (i.e., ADEM can charge whatever fees are needed to meet expected program needs). Fees are capped at 4,000 tons per pollutant per facility.
- ◇ Other fees charged in support of Title V program: None.
- ◇ Title V fee reduction adjustments employed: None.
- ◇ Formula used for calculating Title V emissions fees: Projected expenses / Actual emissions.

## Title V Fee Program Adjustments:

- ◇ Process for adjusting Title V emissions fees: Annual evaluation of projected need. Actual \$/Ton is set administratively each year.
- ◇ Title V emissions fees sufficient to fully fund Title V program: Yes.
- ◇ Title V fees collection over past 3-5 years: Total dollar amounts have shown a slight increase over these years. \$/Ton is increasing slowly due to declining total tons charged for.
- ◇ Recent and/or upcoming Title V fee adjustments: Yes, each year, \$/ton usually rises due to fewer total tons.

## Link to agency's Title V fee laws/regulations:

<http://www.adem.alabama.gov/alEnviroRegLaws/files/Division3.pdf>

## Connecticut

### **Title V Program Information:**

- ◇ Number of Title V sources currently included in Title V program: 78
- ◇ Total Title V fee chargeable tons currently emitted by Title V sources combined: 16,460 tons in 2010.

### **Title V Fee Information:**

- ◇ Current baseline Title V emissions fee per ton: In 2010 it was \$43.55 per ton.
- ◇ Fees calculated based on actual emissions.
- ◇ Cap: By dollar amount. See Section 26(d)(6)(A) & (B). Minimum fee = \$5000, Max cap = \$500,000 adjusted for inflation (in 2010 it was \$875,000).
- ◇ Other fees charged in support of Title V program: None listed.
- ◇ Title V fee reduction adjustments employed: 50% municipality discount, Commissioner discretion under RCSA 22a-174-26(d)(5) to lower the **Inventory Stabilization Factor**.
- ◇ Formula used for calculating Title V emissions fees: See Section RCSA 22a-174-26(d)(4).

### **Title V Fee Program Adjustments:**

- ◇ Process for adjusting Title V emissions fees: CPI
- ◇ Title V fees collection over past 3-5 years: Stable.

### **Link to agency's Title V fee laws/regulations:**

RCSA 22a-174-26(d)

<http://www.ct.gov/dep/lib/dep/air/regulations/mainregs/sec26.pdf>



# Iowa

## Title V Program Information:

◇ Number of Title V sources currently included in Title V program: 286

◇ Total Title V fee chargeable tons currently emitted by Title V sources combined: For the 2010 emissions year there were 168,172.97 tons subject to fees. For VOCs and PM that is also reported as a HAP facilities only pay on the emissions once. They do not pay for emissions as both a criteria pollutant and as a HAP. No fees for CO.

CPs: 166,389.95 tons, A portion of these emissions were also reported as PM and/or VOC HAP emissions.

HAPs: 6,397.23 tons, A portion of these emissions were also reported as PM and VOC emissions.

GHGs: No Fees for GHG.

◇ Total Title V program budget: \$10,263,000

◇ Number of FTEs funded by Title V program: 83.14. This does not include information on Title V fee funded FTE at the University of Iowa's State Hygienic Laboratory or other staff indirectly.

◇ Number of FTE permit writers specific to Title V: There are six Title V permit writers and two Title V permit reviewers at the Iowa DNR. Linn County has 0.98 FTE in Title V permit writing. Polk County has 1.18 FTE in Title V permit writing.

## Title V Fee Information:

◇ Current baseline Title V emissions fee per ton:

CPs: \$56/ton

HAPs: \$56/ton

GHGs: none

◇ Fees calculated based on actual emissions.

◇ Cap: The fee is based on the first 4,000 tons of each regulated air pollutant or contaminant.

◇ Other fees charged in support of Title V program: None.

◇ Title V fee reduction adjustments employed: None.

◇ Formula used for calculating Title V emissions fees: Projected budgetary needs divided by the total tons subject to fees equals the dollar per ton fee not to exceed \$56/ton (current fee cap).

## Title V Fee Program Adjustments:

◇ Process for adjusting Title V emissions fees: The Title V fee is calculated by dividing the estimated budget by the chargeable emissions as reported by facilities each March 31. The DNR provides that information to the Environmental Protection Commission (EPC) no later than the March meeting. The EPC is then asked to set the fee based on the program's budget at the May meeting. The maximum dollar per ton fee is established in administrative code (567 IAC 22.106). If the fee will exceed the amount in administrative code the DNR must first complete a rulemaking.



## Kansas

### Title V Program Information:

- ◇ Number of Title V sources currently included in Title V program: 293
- ◇ Total Title V fee chargeable tons currently emitted by Title V sources combined:
  - CPs: 131,000
  - HAPs: 3,620
  - GHGs: none
- ◇ Number of FTEs funded by Title V program: 30
- ◇ Number of FTE permit writers specific to Title V: 15

### Title V Fee Information:

- ◇ Current baseline Title V emissions fee per ton:
  - CPs: \$37
  - HAPs: \$37
  - GHGs: none
- ◇ Fees calculated based on actual emissions.
- ◇ Cap: 4,000 tons cap per pollutant.
- ◇ Other fees charged in support of Title V program:
  - Permit fees:* Title V app - \$1000, synthetic minor app - \$200, construction permit app - \$100 to \$4,000. These fees are not used to fund air program. They are deposited in state general fund.
- ◇ Title V fee reduction adjustments employed: None listed.
- ◇ Formula used for calculating Title V emissions fees: None.

### Title V Fee Program Adjustments:

- ◇ Process for adjusting Title V emissions fees: Periodically the emission fee is raised or lowered by department to fund the program. There is no automatic adjustment to the fee. Every year the fee amount and budget are evaluated.
- ◇ Title V emissions fees sufficient to fully fund Title V program: Yes.
- ◇ Title V fees collection over past 3-5 years: From 2006-2009 emissions fees fell. Raised fee for 2010 from \$25 to \$37 a ton.
- ◇ Recent and/or upcoming Title V fee adjustments: For 2010 KDHE raised the emission fee from \$25 a ton to \$37 a ton and removed the 100 ton threshold to pay. The due date of fees and forms was changed from June to April to comply with the AERR.

### Link to agency's Title V fee laws/regulations:

page 71 KAR 28-19-202

[http://www.kdheks.gov/bar/download/KS\\_AQ\\_REGS.pdf](http://www.kdheks.gov/bar/download/KS_AQ_REGS.pdf)

# Massachusetts

## Title V Program Information:

- ◇ Number of Title V sources currently included in Title V program: 139
- ◇ Total Title V fee chargeable tons currently emitted by Title V sources combined:
  - CPs: 50,423 tons (adjusted actual emissions)
  - HAPs: Not subject to a separate fee if reported as criteria pollutant
  - GHGs: Not currently subject to operating permit program fee
- ◇ Total Title V program budget: \$2.2 million
- ◇ Number of FTEs funded by Title V program: 21 FTE for the operating permit program. Revenues collected by the program specific fees support 17FTE and the legislature have been appropriating additional funds which support an additional 4 FTE.
- ◇ Number of FTE permit writers specific to Title V: 12 are permit writers, but their duties do include other plan application review, and inspections of the OP facilities too.

## Title V Fee Information:

- ◇ Current baseline Title V emissions fee per ton:
  - CPs: MassDEP does not charge on a per ton basis
  - HAPs: Not subject to fee if reported as criteria pollutant
  - GHGs: Not subject to fee
- ◇ The initial application fee is based on the types of emission units (with or without APC) and adjusted actual emissions (excluding CO). The annual compliance assurance fee is based on adjusted actual emissions.
- ◇ Cap: There are 5 fee categories for annual billing of operating permit facilities, based on a rolling 3 year average of capped actual emissions, excluding CO. In addition there is a minimum fee per category ranging from \$3,000 to \$100,000. There is no cap on the amount of fee collected. The actual emissions are capped at 7,500 tons each.
- ◇ Other fees charged in support of Title V program:
  - Permit fees:* an initial application fee, no fee for renewal or modifications
  - Inspection and/or maintenance fees:* annual compliance assurance fee
- ◇ Title V fee reduction adjustments employed: In calculation of the annual compliance assurance fee, the amount is rounded down to the nearest \$1,000, but not less than the applicable minimum.
- ◇ Formula used for calculating Title V emissions fees: See link: <http://www.mass.gov/dep/service/regulations/310cmr04.pdf>. 310 CMR 4.03(2): Table 4.03 is where you'll find the equations for the annual compliance assurance fee equation. 310 CMR 4.10(2)(j)- (k) is where you'll find the initial application fee calculations. There are no fees for modifications to the facility's operating permit.

## Title V Fee Program Adjustments:

- ◇ Process for adjusting Title V emissions fees: The Massachusetts fee statute (M.G.L. c.21A s.18) allows for biannual review of the fees, but it has not been review in several years.

# Mississippi

## Title V Program Information:

- ◇ Number of Title V sources currently included in Title V program: 275
- ◇ Total Title V fee chargeable tons currently emitted by Title V sources combined:
  - CPs: approx 128,000
  - HAPs: only charge for Non-VOC HAPs; approx 1300 tons non-VOC HAPs
  - GHGs: NA
- ◇ Total Title V program budget: \$6,342,000
- ◇ Number of FTEs funded by Title V program: 54
- ◇ Number of FTE permit writers specific to Title V: 22

## Title V Fee Information:

- ◇ Current baseline Title V emissions fee per ton:
  - CPs: \$36/ton
  - HAPs: \$36/ton (non-VOC only)
  - GHGs: NA
- ◇ Fees calculated based default allowable emissions, however facilities can pay based on actual emissions if they submit an annual report of their actual emissions. Over 95% of sources pay on actual emissions. We have a \$250 minimum fee.
- ◇ Cap: 4,000 tons per pollutant cap and also a \$250,000 per year cap for each facility.
- ◇ Other fees charged in support of Title V program: None.
- ◇ Title V fee reduction adjustments employed: None.
- ◇ Formula used for calculating Title V emissions fees: 36/ton \* actual emissions (if submit annual report) or \$36/ton \* allowable emissions.

## Title V Fee Program Adjustments:

- ◇ Process for adjusting Title V emissions fees: The fee is evaluated annually. We have an Advisory Council which consists of representatives from industry, Small Business Council, MS Development Authority, and MS Farm Bureau Association. The Department prepares an annual report for the Advisory Council showing the Title V fund balance, the Title V work plan, estimated revenues, projected expenditures, and estimated air emission tonnage. The Advisory Council recommends the \$/ton rate based upon information provided. The fee then goes through an administrative approval process including a public hearing and then being adopted by our Commission.
- ◇ Title V emissions fees sufficient to fully fund Title V program: Yes.
- ◇ Title V fees collection over past 3-5 years: Down approximately 30% over the past 3 years
- ◇ Recent and/or upcoming Title V fee adjustments: We will soon be preparing our annual report and will be evaluating what the appropriate fee rate will be for Fiscal Year 2013.



# Nebraska

## Title V Program Information:

- ◇ Number of Title V sources currently included in Title V program: 96
- ◇ Total Title V fee chargeable tons currently emitted by Title V sources combined:
  - CPs: 37,385
  - HAPs: 1,309
  - GHGs: do not collect this information at this time
- ◇ Total Title V program budget: \$2,810,237 for SFY12

## Title V Fee Information:

◇ Current baseline Title V emissions fee per ton: Fee is adjusted annually. Current rate for 2010 Emissions Inventory was \$66/ton.

CPs: \$66  
HAPs: \$66  
GHGs: ---

◇ Fees calculated based on actual emissions as reported in the annual emissions inventory.

◇ Cap: We have two tiers of caps: 1) 4000 tons per pollutant applies to all major sources; 2) For mid-size electric generation facility, a cap of 400 tons per pollutant applies. Mid-size electric generation facility means one that a) uses coal as the primary source of fuel in the facility's largest generation unit; b) has a name plate capacity of between 70 and 115 MW in the facility's largest generation unit; and c) is not operating in a political subdivision which has been delegated the authority to enforce the air quality permit program within its jurisdiction.

◇ Other fees charged in support of Title V program: None.

◇ Title V fee reduction adjustments employed: I have attached our last Emissions Inventory Assessment Document. This details how we calculate the fee each year. This is placed on our website each year, so fee payers and the public can see it.

◇ Formula used for calculating Title V emissions fees: see above.

## Title V Fee Program Adjustments:

◇ Process for adjusting Title V emissions fees: It is done on a "what we need" each year basis. A balanced budget approach. The CAA provided for fees to be adjusted "as required to pay all reasonable direct and indirect costs of developing and administering the air quality permit program." That has been the avenue we use to increase or decrease on an annual basis.

◇ Title V emissions fees sufficient to fully fund Title V program: Yes.

◇ Title V fees collection over past 3-5 years: Since 2005, it has been fairly steady.

◇ Recent and/or upcoming Title V fee adjustments: None needed. Fee is adjusted annually to meet the budget needs.

## Link to agency's Title V fee laws/regulations:

A description of our laws and regulations is included in the attachments.

## New Hampshire

### Title V Program Information:

- ◇ Number of Title V sources currently included in Title V program: 43
- ◇ Total Title V fee chargeable tons currently emitted by Title V sources combined:
  - CPs: 18,987 (2010, excludes CO)
  - HAPs: 30 (2010, non-PT/non-VOC HAPS)
  - GHGs: Fees are not currently being assessed on GHGs

### Title V Fee Information:

- ◇ Current baseline Title V emissions fee per ton:
  - CPs: Baseline is \$60/ton, this is adjusted annually by an CPI factor and an Inventory Stabilization Factor. Same for all pollutants.
  - HAPs:
  - GHGs:
- ◇ Fees calculated based on actual emissions.
- ◇ Cap: 4000 tons per year for any one regulated pollutant for a facility.
- ◇ Other fees charged in support of Title V program:
  - Permit fees:* For new facilities, a temporary permit application review fee of \$2,000.
  - Hourly processing/review fees:* For NSR/PSD permits application review, the total cost to review the application and prepared a permit based on the hourly rate of staff conducting review.
  - Stack testing fees:* For testing required by the temporary permit, the total cost to witness the testing based on the hourly rate of staff
  - Others (please describe):* Public notice fee – the cost charged by the newspaper plus a \$15 administrative fee.
- ◇ Title V fee reduction adjustments employed: None.
- ◇ Formula used for calculating Title V emissions fees: Tons \* \$60/ton \* CPI factor \* Inventory Stabilization Factor

### Title V Fee Program Adjustments:

- ◇ Process for adjusting Title V emissions fees: Base fee is adjusted annually by a CPI factor and an Inventory Stabilization Factor.
- ◇ Title V emissions fees sufficient to fully fund Title V program: Currently, yes.
- ◇ Title V fees collection over past 3-5 years: Some years have been up others down, depends on the inventory.

### Link to agency's Title V fee laws/regulations:

<http://des.nh.gov/organization/commissioner/legal/rules/documents/env-a700.pdf>

# Rhode Island

## Title V Program Information:

- ◇ Number of Title V sources currently included in Title V program: 38
- ◇ Total Title V fee chargeable tons currently emitted by Title V sources combined: 2925
  - CPs: NA
  - HAPs: NA
  - GHGs: Unknown
- ◇ Total Title V program budget: \$852,429 (FY12)
- ◇ Number of FTE permit writers specific to Title V: 8.7

## Title V Fee Information:

- ◇ Current baseline Title V emissions fee per ton: \$266
  - CPs: Fee is not different for criteria pollutants vs HAPs
  - HAPs: Fee is not different for criteria pollutants vs HAPs
  - GHGs: GHGs not included
- ◇ Fees calculated based on actual emissions.
- ◇ No cap.
- ◇ Other fees charged in support of Title V program:
  - Others (please describe):* Sources with emission caps (synthetic minors) are assessed an annual compliance assurance fee of \$350.
- ◇ Title V fee reduction adjustments employed: If there are unexpended funds in the previous fiscal year, the funds are carried over to the next year and reduce the total \$\$ that need to be collected to meet the budget.

◇ Formula used for calculating Title V emissions fees: The dollar per ton charge (z) is calculated as follows:

$$z = \frac{F}{10y + x}$$

where:

- F = Total funding needed for the operating permit program
- y = Actual number of sources with emissions less than 10 tons per year
- x = Total tons of emissions from those sources with actual emissions greater than or equal to 10 tons per year

## Title V Fee Program Adjustments:

- ◇ Process for adjusting Title V emissions fees: Annual evaluation of the fees needed to meet the proposed budget.
- ◇ Title V emissions fees sufficient to fully fund Title V program: Yes.
- ◇ Title V fees collection over past 3-5 years: The budget peaked in FY 09. Current budget (FY 12) has been reduced about 13.5% from the FY 09 budget.
- ◇ Recent and/or upcoming Title V fee adjustments: Not applicable. Title V fees collected are equal to program budget.



# Utah

## Title V Program Information:

- ◇ Number of Title V sources currently included in Title V program: 89
- ◇ Total Title V fee chargeable tons currently emitted by Title V sources combined:
  - CPs: 72,150
  - HAPs: 2052
  - GHGs: Not chargeable
- ◇ Total Title V program budget: \$3,808,047
- ◇ Number of FTEs funded by Title V program: 31.5
- ◇ Number of FTE permit writers specific to Title V: 6

## Title V Fee Information:

- ◇ Current baseline Title V emissions fee per ton:
  - CPs: \$51.32
  - HAPs: \$51.32
  - GHGs: Not chargeable
- ◇ Fees calculated based on actual emissions, as reported by sources through annual inventory.
- ◇ Cap: 4,000 tons per pollutant
- ◇ Other fees charged in support of Title V program: None
- ◇ Title V fee reduction adjustments employed: None.
- ◇ Formula used for calculating Title V emissions fees: Total Program Budget divided by Total Projected Tonnage for the Future Fiscal Year.

## Title V Fee Program Adjustments:

- ◇ Process for adjusting Title V emissions fees: Annual evaluation then legislative approval.
- ◇ Title V emissions fees sufficient to fully fund Title V program: Yes.
- ◇ Title V fees collection over past 3-5 years: Increased 5.6% over the past 5 years
- ◇ Recent and/or upcoming Title V fee adjustments: We have maintained sufficient funding for the program by adjusting the fees annually as necessary. We are currently looking to increase the fee for FY2013 to cover continued tonnage reductions. The fee will be proposed to our legislature in January 2012.

## Link to agency's Title V fee laws/regulations:

<http://www.rules.utah.gov/publicat/code/r307/r307-415.htm#T27>

# Washington

## Title V Program Information:

- ◇ Number of Title V sources currently included in Title V program: 26
- ◇ Total Title V fee chargeable tons currently emitted by Title V sources combined:
  - CPs: 20,728
  - HAPs: Not fee eligible
  - GHGs: Not fee eligible & haven't determined/collected (yet)
- ◇ Total Title V program budget: Annual Budget ~\$1.3 Million
- ◇ Number of FTEs funded by Title V program: 10.6
- ◇ Number of FTE permit writers specific to Title V: 3.7

## Title V Fee Information:

- ◇ Current baseline Title V emissions fee per ton:
  - CPs: Changes each year, last year was ~ \$22
  - HAPs: N/A
  - GHGs: N/A
- ◇ Fees calculated based on actual emissions.
- ◇ No cap.
- ◇ Other fees charged in support of Title V program: None
- ◇ Title V fee reduction adjustments employed: At the end of the fiscal year, we reconcile the cost of the AOP program for the fiscal year to the fees collected. If we collected more than it cost to run the program, we rebate that amount to each source that paid a fee that year. The rebate is applied to the next fiscal year's fee.
- ◇ Formula used for calculating Title V emissions fees: 1/3 of estimated budget paid equally by all AOP sources, 1/3 of estimated budget paid by dividing by total tons of fee eligible emission reported for most recent calendar year to determine \$/Ton, and 1/3 of estimated budget paid based on complexity – each source is given a complexity number, the total number is calculated to determine a \$/number.

## Title V Fee Program Adjustments:

- ◇ Process for adjusting Title V emissions fees: Every 2 years, we estimate the budget we need to run the program to cover activities we anticipate we'll need to work on. Salaries, benefits, overhead, etc are adjusted at this time.
- ◇ Title V emissions fees sufficient to fully fund Title V program: Yes.
- ◇ Title V fees collection over past 3-5 years: Down by 10 – 17%.
- ◇ Recent and/or upcoming Title V fee adjustments: No.

## Link to agency's Title V fee laws/regulations:

<http://apps.leg.wa.gov/WAC/default.aspx?cite=173-401-900>



Attachment 5: "Addressing Declining Emissions in Title V Fee Program – Connecticut Approach; Anne Gobin Presentation (10/5/11)" follows.

# Addressing Declining Emissions in Title V Fee Program Design

## Connecticut's Approach

Anne Gobin  
NACAA Fall Membership Meeting  
October 5, 2011

# The “Challenge”

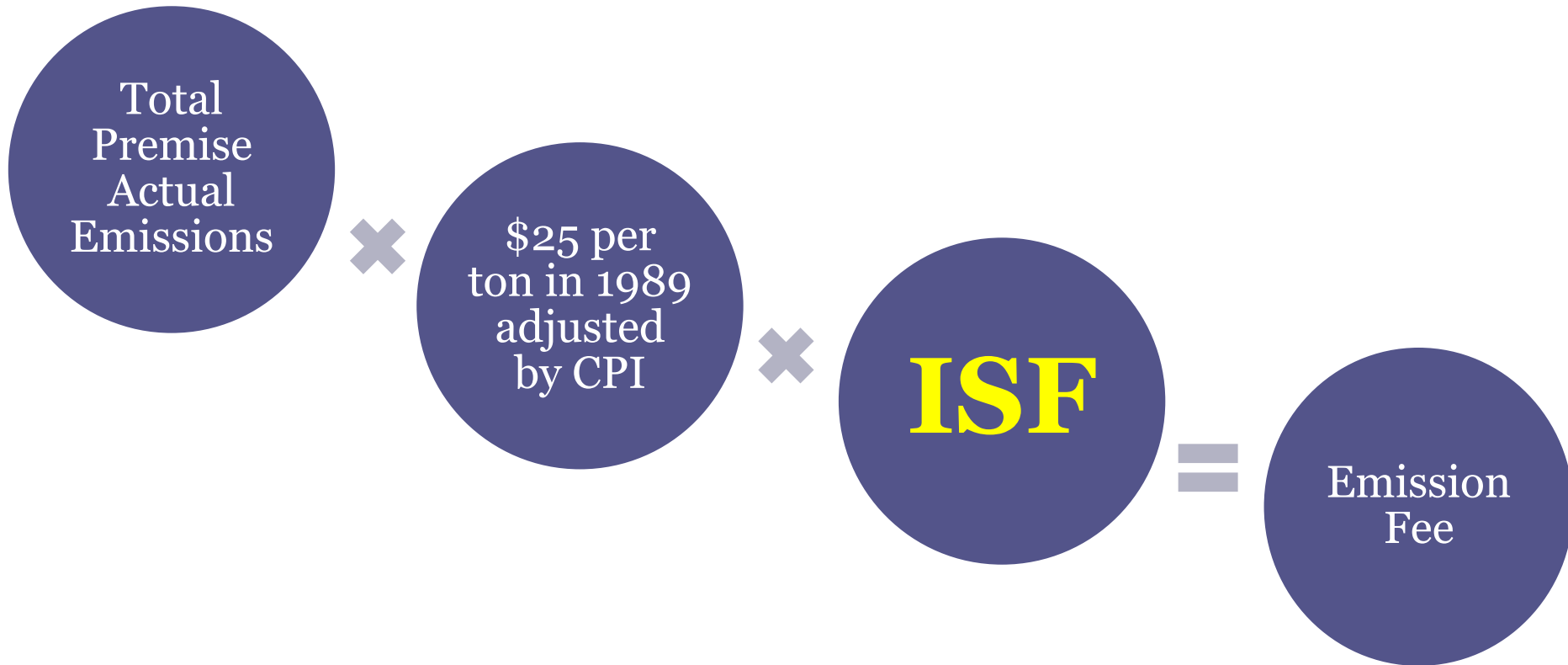
- The air program success dependent on emissions decreasing.
- Flat fee models are not sustainable.
- Solution-- balance cost and revenue.



# Inventory Stabilization Factor (ISF)

- Designed to maintain adequate funding for Title V program by compensating for emissions decrease in the fee calculation formula.
- Incentive for a source to beat the average decrease or fees increase.

# Fee Calculation



**ISF** = 133,665 tons divided by inventory for the current year

# RCSA 22a-174-26(d)(4)(C)

... “Inventory Stabilization Factor... is a value equal to the total actual emissions of 133,665 tons per year from stationary sources in the 1990 Inventory divided by the total statewide stationary source actual emissions from the previous calendar year.... The commissioner shall, thirty days prior to application of the Inventory Stabilization Factor, file with the Secretary of the Office of Policy and Management a report describing the calculation of the Inventory Stabilization Factor with relevant supporting documentation.”

# Justification

- New, unknown CAA amendments of 1990
- Fee demonstration required by EPA
- All sources pay equivalent of \$25/ton (mobile \$4 every two years)
- Minimum (\$5000) and Maximum (\$500,000 in 1989 \$)
- Fees solely for Title V program
- Oversight by OPM

# Budget Transparency

**ANNUAL FINANCIAL REPORT FOR 2011 ISF FLEXIBILITY CONSIDERATION**  
**Title V Program**

<u>EXPENDITURES</u>	<u>FY 2010 ACTUALS</u>	<u>ESTIMATED FY 2011</u>	<u>PROJECTED FY 2012</u>	<u>PROJECTED FY 2013</u>
SALARIES <sup>5</sup>	\$2,100,349	\$2,329,956	\$2,459,999	\$2,651,720
FRINGE BENEFITS	1,344,489	1,531,428	1,598,999	1,723,618
OTHER EXPENSES	38,927	30,773	33,512	35,000
EQUIPMENT	11,174	0	10,000	50,000
GRANTS/CONTRACTS	606,526	1,172,226	432,048	500,000
SUPPORT COSTS <sup>1</sup>	<u>867,444</u>	<u>759,100</u>	<u>801,468</u>	<u>863,930</u>
	4,968,909	5,823,484	5,336,026	5,824,268

<b>ACCOUNT SUMMARY:</b>				
BEGINNING BALANCE	\$15,605,808			
REVENUES <sup>2</sup>	2,641,974			
PROJECTED REVENUE		4,000,000 <sup>3</sup>	5,200,000 <sup>4</sup>	5,400,000 <sup>4</sup>
BALANCE	\$13,278,873	\$11,455,389	\$11,319,363	\$10,895,095



# Avoid Surplus by Reducing the ISF

- Regulations allows for fiscal analysis and reducing fees.
- The reduction cannot cause the Air Emissions Permit Operating Fee account balance to fall below an amount sufficient to cover two years of Title V program expenses.
- What constitutes a Title V program expense is determined in accordance with section 502(b)(3) of the Clean Air Act.

# The Process

Source enters emissions data

Pollutant	Actual Emissions Amt. (tonnys)	Allowable Emissions (tonnys)
Sulfur Dioxide (SO2)	21,939,413.9	471,930,002,948
Nitrogen Dioxide (NO2)	302,782,927.4	284,018,640,390
Carbon Monoxide (CO)	181,792,847	28,077,618,000
PM10, primary	14,727,878.2	29,029,712,880
PM10, secondary	4,787,747.4	28,227,718,250
PM2.5, primary	6,179,974.0	10,222,018,000
PM2.5, secondary	4,241,970.6	19,942,512,100
PM, nonferrous	1,827,926	3,073,712,375
Sulfur Oxide (SOx)	173,136,114	449,922,791.75
Lead	0.0028228	315,481,471
Mercury	0.7416892	1,647,017,874.2

Emissions statement created in EMIT

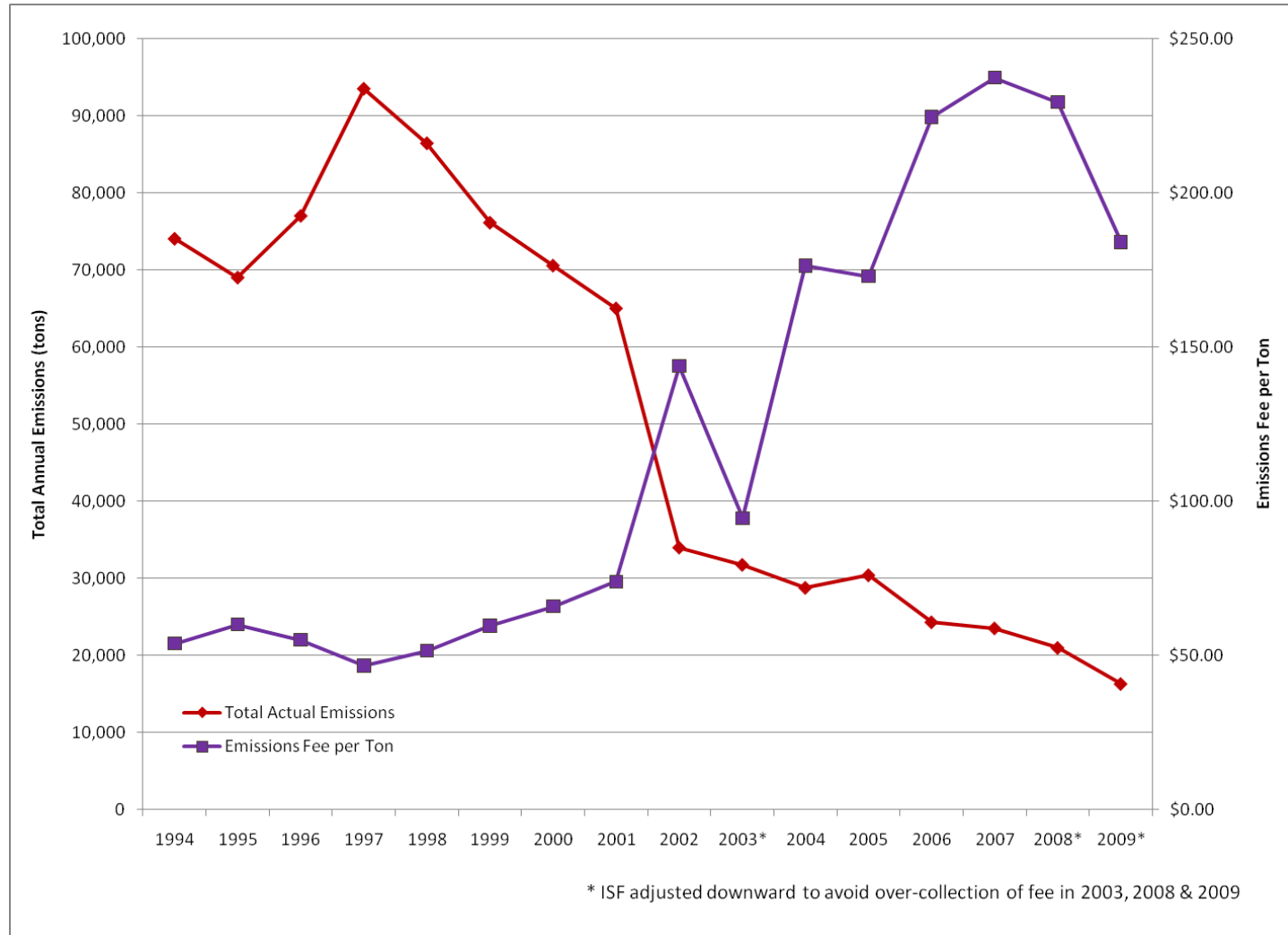
DEEP sets fee parameters in EMIT

Emission Bill	Client ID	Title V Number	Street Address	City	State	Zip
2341	803,911	8779	35 141 DEPOT RD	UNIONVILLE	CT	06380
478	115,016	8095	69 PO BOX 289	WINDSOR LOCKS	CT	06096
15	5,000	2239	159 100 RIVER ROAD	BRACKENRIDGE	PA	15014
16	5,000	8497	27 1761 RTE 12	GALES FERRY	CT	06338
18	5,000	4012	206 21 TOLLER RD	SHALLFORD	CT	06482
17	5,000	1307	59 350 CHERRY ST	NAUGATUCK	CT	06470
292	70,241	6859	256 10 ATLANTIC ST	BRIDGEPORT	CT	06604
9	5,000	4660	127 814 BOURG AVE	STRATFORD	CT	06487
245	58,952	8236	12 130 INLAND RD, PO BOX 238	VERMILION	CT	06383
1	5,000	3238	128 28 INDUSTRIAL PARK RD	MIDDLETOWN	CT	06457
26	6,256	858	104 PO BOX 351	MIDDLETOWN	CT	06457
1	5,000	142	68 1276 CROSBYVILLE AVE	ROCKY HILL	CT	06867-3423

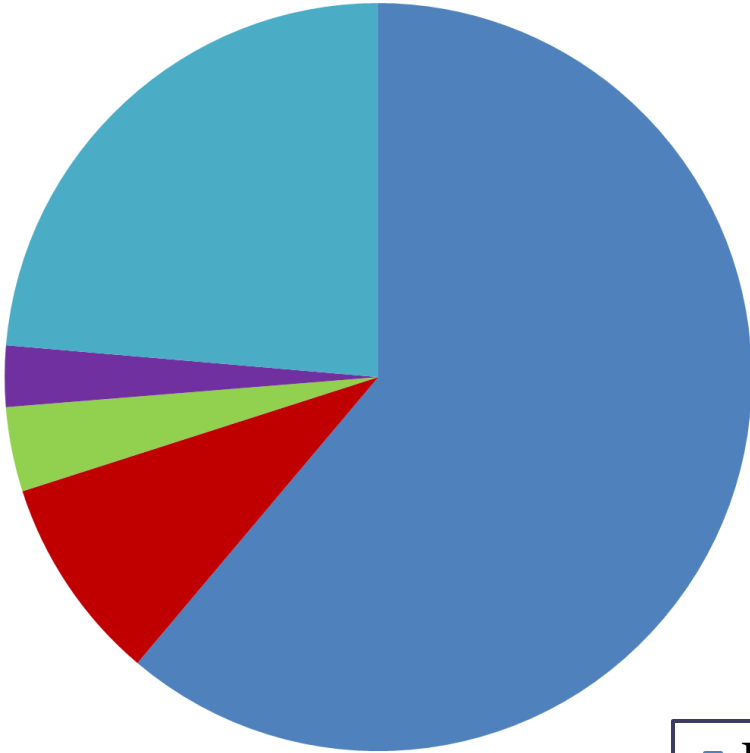
Fee bill sent to sources

Fee report Generated

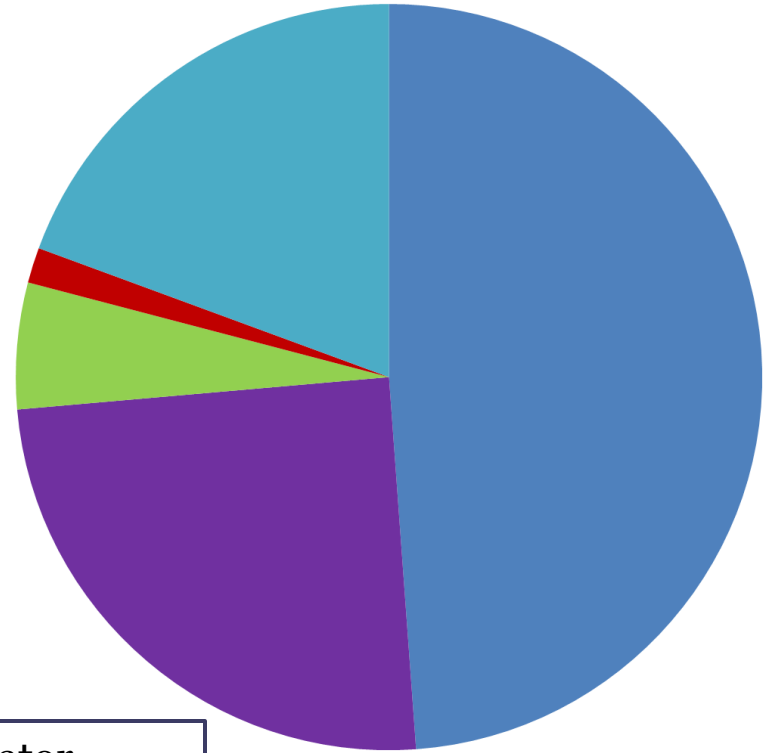
# CT Emissions & Emissions Fees



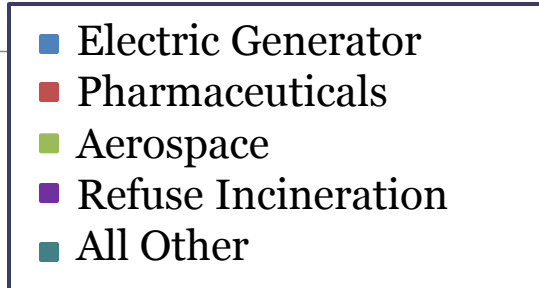
# Contributions by Sector



1996



2008



Attachment 6: "Increasing Maintenance Fees 50%, 70%, 100%" follows.

Increasing Maintenance Fees 50%, 70%, 100%

50% All		As of 8/2/2016			Proposed			Additional Revenue
Source Type	Qty	Fee	Total	Increase	Fee	Total		
Title V Complex Major	16	\$10,519	\$168,304	50%	\$15,779	\$252,456	\$84,152	
Title V Major	228	\$3,681	\$839,268	50%	\$5,522	\$1,258,902	\$419,634	
Title V by Rule	22	\$1,577	\$34,694	50%	\$2,366	\$52,041	\$17,347	
SM-80	251	\$1,051	\$263,801	50%	\$1,577	\$395,702	\$131,901	
TOTAL		\$1,306,067			\$1,959,101			\$653,034

50% & 25%		As of 8/2/2016			Proposed			Additional Revenue
Source Type	Qty	Fee	Total	Increase	Fee	Total		
Title V Complex Major	16	\$10,519	\$168,304	50%	\$15,779	\$252,456	\$84,152	
Title V Major	228	\$3,681	\$839,268	50%	\$5,522	\$1,258,902	\$419,634	
Title V by Rule	22	\$1,577	\$34,694	25%	\$1,971	\$43,368	\$8,674	
SM-80	251	\$1,051	\$263,801	25%	\$1,314	\$329,751	\$65,950	
TOTAL		\$1,306,067			\$1,884,477			\$578,410

70% All		As of 8/2/2016			Proposed			Additional Revenue
Source Type	Qty	Fee	Total	Increase	Fee	Total		
Title V Complex Major	16	\$10,519	\$168,304	70%	\$17,882	\$286,117	\$117,813	
Title V Major	228	\$3,681	\$839,268	70%	\$6,258	\$1,426,756	\$587,488	
Title V by Rule	22	\$1,577	\$34,694	70%	\$2,681	\$58,980	\$24,286	
SM-80	251	\$1,051	\$263,801	70%	\$1,787	\$448,462	\$184,661	
TOTAL		\$1,306,067			\$2,220,314			\$914,247

70% & 35%		As of 8/2/2016			Proposed			Additional Revenue
Source Type	Qty	Fee	Total	Increase	Fee	Total		
Title V Complex Major	16	\$10,519	\$168,304	70%	\$17,882	\$286,117	\$117,813	
Title V Major	228	\$3,681	\$839,268	70%	\$6,258	\$1,426,756	\$587,488	
Title V by Rule	22	\$1,577	\$34,694	35%	\$2,129	\$46,837	\$12,143	
SM-80	251	\$1,051	\$263,801	35%	\$1,419	\$356,131	\$92,330	
TOTAL		\$1,306,067			\$2,115,841			\$809,774

100% All		As of 8/2/2016			Proposed			Additional Revenue
Source Type	Qty	Fee	Total	Increase	Fee	Total		
Title V Complex Major	16	\$10,519	\$168,304	100%	\$21,038	\$336,608	\$168,304	
Title V Major	228	\$3,681	\$839,268	100%	\$7,362	\$1,678,536	\$839,268	
Title V by Rule	22	\$1,577	\$34,694	100%	\$3,154	\$69,388	\$34,694	
SM-80	251	\$1,051	\$263,801	100%	\$2,102	\$527,602	\$263,801	
TOTAL		\$1,306,067			\$2,612,134			\$1,306,067

100% & 50%		As of 8/2/2016			Proposed			Additional Revenue
Source Type	Qty	Fee	Total	Increase	Fee	Total		
Title V Complex Major	16	\$10,519	\$168,304	100%	\$21,038	\$336,608	\$168,304	
Title V Major	228	\$3,681	\$839,268	100%	\$7,362	\$1,678,536	\$839,268	
Title V by Rule	22	\$1,577	\$34,694	50%	\$2,366	\$52,041	\$17,347	
SM-80	251	\$1,051	\$263,801	50%	\$1,577	\$395,702	\$131,901	
TOTAL		\$1,306,067			\$2,462,887			\$1,156,820

Attachment 7: "Permit Fees - Increasing Everything 30%, 50%, 100% Except Title V Mod and Title V Minor NSR (\$5000)" follows:

**Increasing Everything 30% Except Title V Mod and Title V Minor NSR (\$5000)**

<b>Title V Sources</b>	<b>Ave. No. of Permits Over 5 Years (2012-2016)</b>	<b>Hours/Permit</b>	<b>Total Hours</b>	<b>2016 Application Fees</b>	<b>Potential Adjustments</b>	<b>% Increase Above Current Fee</b>	<b>Would Have Collected</b>
Major NSR	1	2000	2000	\$31,558	\$41,025.00	30.00%	\$41,025.00
Major NSR Amendment	7	159	1113	\$7,363	\$9,600.00	30.38%	\$67,200.00
State Major	1	498	498	\$15,779	\$20,000.00	26.75%	\$20,000.00
Title V	6	1115	6690	\$21,039	\$27,000.00	28.33%	\$162,000.00
Title V Renewal	30	397	11910	\$10,519	\$14,000.00	33.09%	\$420,000.00
Title V Modification	18	88	1584	\$3,681	\$4,000.00	8.67%	\$72,000.00
State Operating	1	185	185	\$7,363	\$9,600.00	30.38%	\$9,600.00
State Operating Amendment	4	76	304	\$3,681	\$5,000.00	35.83%	\$20,000.00
Minor NSR/Title V Source w/Exemptions	45	802	36090	\$1,577	\$5,000.00	217.06%	\$225,000.00
Minor NSR Amendment Title V Source	30	133	3990	\$788	\$1,000.00	26.90%	\$30,000.00
<b>Total</b>	<b>143</b>						\$1,066,825.00

<b>Non-Title V Sources</b>	<b>Ave. No. of Permits Over 5 Years (2012-2016)</b>	<b>Hours/Permit</b>	<b>Total Hours</b>	<b>2016 Application Fees</b>	<b>Potential Adjustments</b>	<b>% Increase</b>	<b>Would Have Collected</b>
Synthetic Minor/SOP	6	866	5196	\$1,577	\$2,000.00	26.82%	\$12,000.00
SOP Amendment	36	109	3924	\$841	\$1,100.00	30.80%	\$39,600.00
Minor NSR w/Exemptions	137	134	18358	\$525	\$685.00	30.48%	\$93,845.00
Minor NSR Amendment	64	65	4160	\$262	\$350.00	33.59%	\$22,400.00
<b>Total</b>	<b>243</b>						\$167,845.00

**Total**

**\$1,234,670.00**



**Increasing Everything 50% Except Title V Mod and Title V Minor NSR (\$5000)**

<b>Title V Sources</b>	<b>Ave. No. of Permits Over 5 Years (2012-2016)</b>	<b>Hours/Permit</b>	<b>Total Hours</b>	<b>2016 Application Fees</b>	<b>Potential Adjustments</b>	<b>% Increase Above Current Fee</b>	<b>Would Have Collected</b>
Major NSR	1	2000	2000	\$31,558	\$47,300.00	49.88%	\$47,300.00
Major NSR Amendment	7	159	1113	\$7,363	\$11,000.00	49.40%	\$77,000.00
State Major	1	498	498	\$15,779	\$23,700.00	50.20%	\$23,700.00
Title V	6	1115	6690	\$21,039	\$31,500.00	49.72%	\$189,000.00
Title V Renewal	30	397	11910	\$10,519	\$15,800.00	50.20%	\$474,000.00
Title V Modification	18	88	1584	\$3,681	\$4,000.00	8.67%	\$72,000.00
State Operating	1	185	185	\$7,363	\$11,000.00	49.40%	\$11,000.00
State Operating Amendment	4	76	304	\$3,681	\$5,000.00	35.83%	\$20,000.00
Minor NSR/Title V Source w/Exemptions	45	802	36090	\$1,577	\$2,400.00	52.19%	\$108,000.00
Minor NSR Amendment Title V Source	30	133	3990	\$788	\$1,200.00	52.28%	\$36,000.00
<b>Total</b>	<b>143</b>						\$1,058,000.00

<b>Non-Title V Sources</b>	<b>Ave. No. of Permits Over 5 Years (2012-2016)</b>	<b>Hours/Permit</b>	<b>Total Hours</b>	<b>2016 Application Fees</b>	<b>Potential Adjustments</b>	<b>% Increase</b>	<b>Would Have Collected</b>
Synthetic Minor/SOP	6	866	5196	\$1,577	\$2,400.00	52.19%	\$14,400.00
SOP Amendment	36	109	3924	\$841	\$1,300.00	54.58%	\$46,800.00
Minor NSR w/Exemptions	137	134	18358	\$525	\$800.00	52.38%	\$109,600.00
Minor NSR Amendment	64	65	4160	\$262	\$400.00	52.67%	\$25,600.00
<b>Total</b>	<b>243</b>						\$196,400.00

**Total**

**\$1,254,400.00**

**Increasing Everything 100% Except Title V Mod and Title V Minor NSR (\$5000)**

<b>Title V Sources</b>	<b>Ave. No. of Permits Over 5 Years (2012-2016)</b>	<b>Hours/Permit</b>	<b>Total Hours</b>	<b>2016 Application Fees</b>	<b>Potential Adjustments</b>	<b>% Increase Above Current Fee</b>	<b>Would Have Collected</b>
Major NSR	1	2000	2000	\$31,558	\$63,000.00	99.63%	\$63,000.00
Major NSR Amendment	7	159	1113	\$7,363	\$14,700.00	99.65%	\$102,900.00
State Major	1	498	498	\$15,779	\$31,600.00	100.27%	\$31,600.00
Title V	6	1115	6690	\$21,039	\$42,000.00	99.63%	\$252,000.00
Title V Renewal	30	397	11910	\$10,519	\$21,000.00	99.64%	\$630,000.00
Title V Modification	18	88	1584	\$3,681	\$4,000.00	8.67%	\$72,000.00
State Operating	1	185	185	\$7,363	\$14,700.00	99.65%	\$14,700.00
State Operating Amendment	4	76	304	\$3,681	\$5,000.00	35.83%	\$20,000.00
Minor NSR/Title V Source w/Exemptions	45	802	36090	\$1,577	\$3,200.00	102.92%	\$144,000.00
Minor NSR Amendment Title V Source	30	133	3990	\$788	\$1,600.00	103.05%	\$48,000.00
<b>Total</b>	<b>143</b>						\$1,378,200.00

<b>Non-Title V Sources</b>	<b>Ave. No. of Permits Over 5 Years (2012-2016)</b>	<b>Hours/Permit</b>	<b>Total Hours</b>	<b>2016 Application Fees</b>	<b>Potential Adjustments</b>	<b>% Increase</b>	<b>Would Have Collected</b>
Synthetic Minor/SOP	6	866	5196	\$1,577	\$3,200.00	102.92%	\$19,200.00
SOP Amendment	36	109	3924	\$841	\$1,700.00	102.14%	\$61,200.00
Minor NSR w/Exemptions	137	134	18358	\$525	\$1,050.00	100.00%	\$143,850.00
Minor NSR Amendment	64	65	4160	\$262	\$525.00	100.38%	\$33,600.00
<b>Total</b>	<b>243</b>						\$257,850.00

**Total**

**\$1,636,050.00**

Attachment 8: "Title V Emissions and Maintenance Fees by Billing Type (SM NSR)" follows:

Title V Emissions and Maintenance Fees by Billing Type

Billing Type	Region	REGIS	SITE NAME	REGULATED PLLT TOTAL (tpy)	BILLABLE PLLT TOTAL (tpy)	GROSS FEE (USD)	MAINTENANCE FEE (USD)	BILL FEE (USD)
N/A	Piedmont	50105	Flippo Lumber Corp	~	126.64	7,713.38	500.00	0.00
N/A	Blue Ridge - Roanoke	30282	Ferrum College	~	111.90	6,816.11	500.00	0.00
N/A	Southwest	11497	Range Resources Pine Mtn-Birchleaf Compressor	~	93.40	5,689.00	500.00	0.00
N/A	Piedmont	50429	Luck Stone Corp Boscobel Plant	~	65.46	3,987.26	500.00	0.00
N/A	Piedmont	40090	Coldwater Veneer Incorporated	~	62.54	3,809.56	500.00	0.00
N/A	Southwest	11084	Woodgrain Millwork Incorporated	~	58.38	3,556.12	500.00	0.00
N/A	Blue Ridge - Roanoke	20736	Rowe Fine Furniture Inc - Salem	~	54.74	3,334.20	500.00	0.00
N/A	Blue Ridge - Roanoke	30785	Shaw Industries Group Inc	~	53.53	3,260.68	500.00	0.00
N/A	Blue Ridge - Lynchburg	30230	Tyson Foods Inc Burkeville	~	53.43	3,254.62	500.00	0.00
N/A	Southwest	11701	Range Resources-Pine Mountain Inc	~	50.43	3,071.77	500.00	0.00
N/A	Piedmont	50292	Amsted Rail Company Incorporated	~	48.22	2,936.89	500.00	0.00
N/A	Piedmont	52078	Windsor Surry Company	~	48.12	2,930.70	500.00	0.00
N/A	Blue Ridge - Lynchburg	21508	JTI Leaf Services (US) LLC	~	44.56	2,714.24	500.00	0.00
N/A	Valley	81018	Hershey Chocolate of Virginia Inc	~	43.95	2,676.80	500.00	0.00
N/A	Blue Ridge - Roanoke	21360	Thermasteel Corporation	~	42.73	2,602.93	500.00	0.00
N/A	Southwest	10391	VDOC - Bland Correctional Center	~	42.05	2,561.32	500.00	0.00
N/A	Blue Ridge - Roanoke	20544	Koppers Incorporated Salem Plant	~	40.76	2,482.87	500.00	0.00
N/A	Blue Ridge - Lynchburg	30188	WestRock Converting Company	~	40.32	2,456.17	500.00	0.00
N/A	Southwest	10333	Universal Fibers Inc.	~	40.10	2,442.78	500.00	0.00
N/A	Piedmont	50862	Allan Myers Materials	~	39.35	2,396.83	500.00	0.00
N/A	Northern	40087	Ardent Mills, LLC	~	39.33	2,395.37	500.00	0.00
N/A	Northern	40670	W T Jones & Son Inc	~	38.06	2,318.08	500.00	0.00
N/A	Northern	40368	FBI Academy	~	37.55	2,286.95	500.00	0.00
N/A	Piedmont	50060	Lee Hy Paving Company	~	37.43	2,279.73	500.00	0.00
N/A	Valley	81164	Trex Company Inc	~	37.29	2,271.06	500.00	0.00
N/A	Northern	71926	Branscome Paving Company	~	37.04	2,255.84	500.00	0.00
N/A	Piedmont	30995	Virginia-Carolina Forest Products Inc	~	36.57	2,227.35	500.00	0.00
N/A	Blue Ridge - Roanoke	21458	Ten Oaks LLC	~	35.96	2,190.63	500.00	0.00
N/A	Piedmont	50101	Chemtrade Solutions LLC - Hopewell	~	34.48	2,099.97	500.00	0.00
N/A	Piedmont	52063	Carry On Trailer Corporation	~	34.19	2,082.51	500.00	0.00
N/A	Tidewater	60611	Branscome Inc - Lee Hall	~	33.50	2,040.60	500.00	0.00
N/A	Northern	40776	Virginia Paving Company Stafford	~	32.92	2,005.01	500.00	0.00
N/A	Northern	74022	Remington Mulch - Gainesville	~	32.28	1,965.99	500.00	0.00
N/A	Piedmont	50278	Buckeye Terminals LLC - Richmond	~	31.95	1,946.35	500.00	0.00
N/A	Piedmont	50257	Aqua Clean Environmental of Virginia	~	31.40	1,912.57	500.00	0.00
N/A	Southwest	11484	Independence Lumber Inc	~	31.21	1,900.97	500.00	0.00
N/A	Valley	81076	Pilgrim's Pride Corporation	~	31.06	1,891.76	500.00	0.00
N/A	Valley	81087	Mountain View Rendering Company LLC	~	30.90	1,882.06	500.00	0.00
N/A	Northern	73810	Battlefield Farms Incorporated	~	30.79	1,875.18	500.00	0.00
N/A	Valley	81167	Blue Ridge Lumber	~	30.21	1,839.84	500.00	0.00
N/A	Tidewater	60927	Swimways Corporation	~	29.56	1,800.31	500.00	0.00
N/A	Piedmont	52205	Colony Construction Asphalt LLC	~	29.20	1,778.76	500.00	0.00
N/A	Northern	74011	Eastern Clearing Incorporated	~	27.48	1,673.63	500.00	0.00
N/A	Piedmont	50555	Ennis Paint	~	27.41	1,669.69	500.00	0.00

Title V Emissions and Maintenance Fees by Billing Type

Billing Type	Region	REGIS	SITE NAME	REGULATED PLLT TOTAL (tpy)	BILLABLE PLLT TOTAL (tpy)	GROSS FEE (USD)	MAINTENANCE FEE (USD)	BILL FEE (USD)
N/A	Southwest	11146	B A Mullican Lumber & Manufacturing Company Incorp	~	27.33	1,664.71	500.00	0.00
N/A	Piedmont	40911	Canon Environmental Technologies Incorporated	~	27.33	1,664.60	500.00	0.00
N/A	Tidewater	61263	Commonwealth Gin - Southampton	~	27.02	1,646.03	500.00	0.00
N/A	Valley	80515	Pactiv LLC - Grottoes Plastics Plant	~	26.65	1,623.23	500.00	0.00
N/A	Valley	81247	Toray Plastics	~	26.41	1,608.89	500.00	0.00
N/A	Piedmont	52359	Allan Myers VA Inc dba Allan Myers Mtls - Powhatan	~	25.44	1,549.61	500.00	0.00
N/A	Blue Ridge - Lynchburg	31024	Trout River Lumber	~	25.02	1,523.99	500.00	0.00
N/A	Northern	70010	Superior Paving Corp - Leesburg Plant	~	24.91	1,517.47	500.00	0.00
N/A	Valley	81096	McKee Foods Corporation	~	24.41	1,486.77	500.00	0.00
N/A	Piedmont	51919	Essentra Packaging Incorporated	~	24.30	1,480.21	500.00	0.00
N/A	Tidewater	61426	Virginia Paving Company - Trant Ave	~	23.61	1,438.14	500.00	0.00
N/A	Tidewater	60050	Kinder Morgan/Elizabeth River Terminals, LLC	~	23.51	1,431.75	500.00	0.00
N/A	Tidewater	61269	Suffolk Cotton Gin	~	23.36	1,422.92	500.00	0.00
N/A	Southwest	11340	Musser Lumber Company Inc	~	23.32	1,420.15	500.00	0.00
N/A	Valley	80697	Unimin Corporation	~	23.20	1,413.30	500.00	0.00
N/A	Tidewater	60180	Norfolk Southern - Lamberts Point	~	22.70	1,382.50	500.00	0.00
N/A	Piedmont	52322	Powerhouse Equipment and Enginrng - Portable 52322	~	22.48	1,369.26	500.00	0.00
N/A	Valley	40464	Augusta Lumber - North Garden	~	22.41	1,365.12	500.00	0.00
N/A	Tidewater	61284	Yupo Corporation	~	22.35	1,361.51	500.00	0.00
N/A	Blue Ridge - Roanoke	21387	Altec Industries, Inc.	~	22.13	1,347.67	500.00	0.00
N/A	Northern	40554	OFIC North America Incorporated	~	21.50	1,309.83	500.00	0.00
N/A	Piedmont	51988	Carry On Trailer Corp	~	21.36	1,301.34	500.00	0.00
N/A	Southwest	11594	Range Resources Pine Mtn Ramsey Ridge	~	21.09	1,284.39	500.00	0.00
N/A	Valley	80828	The Omni Homestead	~	20.88	1,271.63	500.00	0.00
N/A	Valley	80786	VPGC LLC- Broadway	~	20.44	1,245.24	500.00	0.00
N/A	Blue Ridge - Lynchburg	21553	Colony Construction Asphalt LLC	~	20.40	1,242.51	500.00	0.00
N/A	Northern	71775	Superior Paving Corp - Centreville Plt	~	20.22	1,231.77	500.00	0.00
N/A	Northern	70579	Virginia Paving Company Alexandria Plant	~	20.05	1,221.36	500.00	0.00
N/A	Northern	41055	JK Enterprise Lanscape Supply	~	19.77	1,204.36	500.00	0.00
N/A	Blue Ridge - Roanoke	21451	Mennel Milling Company of Virginia	~	19.63	1,195.76	500.00	0.00
N/A	Blue Ridge - Lynchburg	30574	Buckingham Correctional Center	~	19.21	1,170.07	500.00	0.00
N/A	Valley	81156	Augusta Health Medical Center	~	19.19	1,168.91	500.00	0.00
N/A	Southwest	10190	W-L Construction - Abingdon Asphalt Plant	~	19.11	1,163.80	500.00	0.00
N/A	Valley	81133	Augusta Correctional Center	~	18.46	1,124.46	500.00	0.00
N/A	Piedmont	51220	Iluka Resources Inc - Mineral Separation Plant	~	18.20	1,108.27	500.00	0.00
N/A	Piedmont	50984	Maruchan Virginia Inc	~	17.36	1,057.16	500.00	0.00
N/A	Valley	40962	Turman Tye River LLC	~	17.10	1,041.44	500.00	0.00
N/A	Northern	73814	Remington Mulch - Elkwood	~	17.01	1,035.79	500.00	0.00
N/A	Northern	73630	Fort Belvoir - North Area	~	16.65	1,013.96	500.00	0.00
N/A	Valley	80709	Stella-Jones Corporation	~	16.64	1,013.38	500.00	0.00
N/A	Northern	71924	Virginia Paving Company - Sterling	~	16.45	1,001.83	500.00	0.00
N/A	Blue Ridge - Roanoke	21573	Ardagh Metal Packaging USA Inc	~	16.41	999.29	500.00	0.00
N/A	Valley	80452	O-N Minerals (Chemstone) Company - Middletown	~	16.22	988.03	500.00	0.00
N/A	Tidewater	61078	Basic Construction - Newport News	~	16.09	979.78	500.00	0.00

Title V Emissions and Maintenance Fees by Billing Type

Billing Type	Region	REGIS	SITE NAME	REGULATED PLLT TOTAL (tpy)	BILLABLE PLLT TOTAL (tpy)	GROSS FEE (USD)	MAINTENANCE FEE (USD)	BILL FEE (USD)
N/A	Southwest	10990	Adams Construction Company	~	15.79	962.06	500.00	0.00
N/A	Piedmont	40150	Wood Preservers Incorporated	~	15.74	958.53	500.00	0.00
N/A	Northern	72367	MCI-Verizon	~	15.62	951.68	500.00	0.00
N/A	Southwest	10834	W-L Construction- Glade Spring Plant	~	15.57	948.21	500.00	0.00
N/A	Southwest	11471	EQT Gathering LLC - Sta C2- 11471P	~	15.56	947.51	500.00	0.00
N/A	Blue Ridge - Roanoke	20938	Hollingsworth & Vose	~	14.97	911.89	500.00	0.00
N/A	Northern	73815	Remington Mulch - Fredericksburg	~	14.93	909.27	500.00	0.00
N/A	Blue Ridge - Roanoke	80039	Adams Construction Co - Blue Ridge Asphalt Plant	~	14.74	897.95	500.00	0.00
N/A	Piedmont	52108	Lee Hy Paving Corporation - New Kent Plant 2	~	14.73	897.42	500.00	0.00
N/A	Valley	80699	CED Enterprises Inc	~	14.63	891.09	500.00	0.00
N/A	Valley	80684	Northwest Hardwoods Inc - Maury River	~	14.54	885.63	500.00	0.00
N/A	Blue Ridge - Lynchburg	30268	Capps Shoe Co	~	14.31	871.72	500.00	0.00
N/A	Northern	73233	Equinix LLC	~	14.28	869.99	500.00	0.00
N/A	Blue Ridge - Roanoke	21374	Excel Homes of Virginia - Plant 2	~	14.18	863.42	500.00	0.00
N/A	Southwest	11105	Klockner Pentaplast	~	14.13	860.73	500.00	0.00
N/A	Blue Ridge - Roanoke	21265	Metalsa Roanoke Inc	~	14.12	860.30	500.00	0.00
N/A	Valley	81387	George's Foods LLC	~	13.88	845.49	500.00	0.00
N/A	Northern	73333	Liberty Crossing 1	~	13.66	832.10	500.00	0.00
N/A	Southwest	10581	VFP Incorporated/Concrete Shelter Division	~	13.63	830.16	500.00	0.00
N/A	Piedmont	40542	Old Dominion Grain	~	13.57	826.35	500.00	0.00
N/A	Southwest	10998	East Tennessee Natural Gas Company/Rural Retreat	~	13.55	825.63	500.00	0.00
N/A	Piedmont	52118	Southern Graphic Systems Inc	~	13.39	815.84	500.00	0.00
N/A	Northern	71734	Aircraft Services International Inc.	~	12.94	788.19	500.00	0.00
N/A	Piedmont	51147	Henrico County Water Reclamation Facility	~	12.89	784.96	500.00	0.00
N/A	Tidewater	60231	Cameron Chemical Inc	~	12.84	782.02	500.00	0.00
N/A	Tidewater	60141	US Department of Veterans Affairs Medical Ctr	~	12.80	779.66	500.00	0.00
N/A	Southwest	10987	Webb Furniture Enterprises LLC	~	12.77	777.74	500.00	0.00
N/A	Northern	70015	National Asphalt Paving Corp - Fairfax	~	12.70	773.65	500.00	0.00
N/A	Tidewater	61126	Commonwealth Gin - Isle of Wight	~	12.63	769.44	500.00	0.00
N/A	Piedmont	51970	Showbest Fixture Corporation	~	12.59	766.57	500.00	0.00
N/A	Northern	40640	Virginia Vermiculite Ltd	~	12.51	762.28	500.00	0.00
N/A	Blue Ridge - Lynchburg	30029	Piedmont Asphalt LLC - 30029	~	12.45	758.05	500.00	0.00
N/A	Tidewater	61115	Mid Atlantic Gin LLC	~	12.42	756.58	500.00	0.00
N/A	Southwest	11227	EQT Gathering LLC-Comp I3- 11227P	~	12.20	743.05	500.00	0.00
N/A	Tidewater	60030	Virginia Paving Company Div Lane Const Corp	~	12.17	741.02	500.00	0.00
N/A	Piedmont	40196	FDP Brakes of Virginia	~	12.07	735.19	500.00	0.00
N/A	Northern	70012	Virginia Paving Company - Chantilly	~	11.92	725.97	500.00	0.00
N/A	Southwest	11196	W-L Construction & Paving Incorporated/Norton	~	11.83	720.79	500.00	0.00
N/A	Tidewater	60912	Kinder Morgan - Norfolk Terminal	~	11.77	717.03	500.00	0.00
N/A	Blue Ridge - Roanoke	20420	Federal Mogul Corporation	~	11.69	712.14	500.00	0.00
N/A	Southwest	11197	Turman Sawmill	~	11.67	710.93	500.00	0.00
N/A	Valley	80045	National Fruit Product Co Inc	~	11.56	704.32	500.00	0.00
N/A	Tidewater	61039	Branscome Inc - Norfolk Westminster	~	11.36	691.81	500.00	0.00
N/A	Blue Ridge - Roanoke	30476	Stuart Forest Products	~	11.26	685.77	500.00	0.00

Title V Emissions and Maintenance Fees by Billing Type

Billing Type	Region	REGIS	SITE NAME	REGULATED PLLT TOTAL (tpy)	BILLABLE PLLT TOTAL (tpy)	GROSS FEE (USD)	MAINTENANCE FEE (USD)	BILL FEE (USD)
N/A	Southwest	11008	Mediterranean Corporation	~	11.24	684.50	500.00	0.00
N/A	Southwest	11050	W-L Construction & Paving, Inc.	~	11.22	683.31	500.00	0.00
N/A	Blue Ridge - Lynchburg	30451	Piedmont Geriatric Hospital	~	11.16	679.64	500.00	0.00
N/A	Southwest	11588	W-L Construction & Paving Inc - Wytheville	~	10.71	652.08	500.00	0.00
N/A	Northern	72361	Loudoun Co Asphalt Co., LLC	~	10.69	651.21	500.00	0.00
N/A	Northern	70003	MWAA - Washington Dulles International Airport	~	10.61	646.28	500.00	0.00
N/A	Northern	40558	Lincoln Terminal Company	~	10.56	643.16	500.00	0.00
N/A	Southwest	11478	Range Resources Pine Mtn Inc Smith Ridge 5	~	10.54	641.86	500.00	0.00
N/A	Northern	40550	Anchor Concrete Products	~	10.53	641.46	500.00	0.00
N/A	Blue Ridge - Roanoke	30776	Quikrete - Martinsville	~	10.53	641.18	500.00	0.00
N/A	Southwest	11745	Steel Fab - SPVG	~	10.39	632.91	500.00	0.00
N/A	Southwest	11377	Range Resources Pine Mtn Inc-Ramsey Ridge	~	10.28	625.88	500.00	0.00
N/A	Valley	40731	Northland Forest Products Inc	~	10.02	610.24	500.00	0.00
N/A	Blue Ridge - Roanoke	31046	NILIT USA	~	9.89	0.00	500.00	0.00
N/A	Piedmont	50547	VA Correctional Center for Women	~	9.71	0.00	500.00	0.00
N/A	Southwest	10881	Buchanan General Hospital	~	9.70	0.00	500.00	0.00
N/A	Tidewater	60308	Old Dominion University	~	9.67	0.00	500.00	0.00
N/A	Piedmont	50056	McGuire VA Hospital	~	9.65	0.00	500.00	0.00
N/A	Northern	73280	Janelia Farm Research Campus - HHMI	~	9.63	0.00	500.00	0.00
N/A	Valley	80027	B&S Contracting - Staunton Asphalt Plant	~	9.56	0.00	500.00	0.00
N/A	Northern	73741	Manassas Exchange Data Center	~	9.52	0.00	500.00	0.00
N/A	Northern	71847	Inova Center for Personalized Health	~	9.51	0.00	500.00	0.00
N/A	Northern	70013	Virginia Paving Company - Occoquan Plant	~	9.44	0.00	500.00	0.00
N/A	Southwest	11717	Range Resources -Pine Mtn Inc-Booster St	~	9.36	0.00	500.00	0.00
N/A	Northern	41039	National Audio Visual Conservation Center	~	9.35	0.00	500.00	0.00
N/A	Southwest	11149	EQT Gathering LLC-Comp I1- 11149P	~	9.24	0.00	500.00	0.00
N/A	Northern	71953	Vomela Specialty Company - Master Print Division	~	9.16	0.00	500.00	0.00
N/A	Valley	81163	Miller Milling Co	~	9.01	0.00	500.00	0.00
N/A	Tidewater	60027	Branscome Inc - Hampton - Pembroke Ave	~	8.97	0.00	500.00	0.00
N/A	Blue Ridge - Roanoke	21572	Virginia Transformer Properties	~	8.78	0.00	500.00	0.00
N/A	Piedmont	50041	Adams Construction Company - Jack Plant	~	8.77	0.00	500.00	0.00
N/A	Blue Ridge - Lynchburg	32044	Southside Materials LLC - BMC Quarry	~	8.76	0.00	500.00	0.00
N/A	Valley	80082	VPGC LLC - Hinton	~	8.46	0.00	500.00	0.00
N/A	Piedmont	50403	Martin Marietta Aggregates Doswell Quarry	~	8.28	0.00	500.00	0.00
N/A	Northern	40790	Columbia Gas Transmission Corporation	~	8.27	0.00	500.00	0.00
N/A	Southwest	11246	Saltville Gas Storage Co LLC-Early Grove Station	~	8.22	0.00	500.00	0.00
N/A	Tidewater	60309	Quikrete of Virginia	~	8.18	0.00	500.00	0.00
N/A	Tidewater	60640	AEC Virginia LLC - Boykins Plant	~	8.17	0.00	500.00	0.00
N/A	Northern	72260	Town of Leesburg/Water Poll Control Div	~	8.13	0.00	500.00	0.00
N/A	Piedmont	50986	Wako Chemicals USA Inc	~	8.13	0.00	500.00	0.00
N/A	Blue Ridge - Roanoke	30136	Georgia Pacific Corrugated	~	8.08	0.00	500.00	0.00
N/A	Northern	70005	MWAA - Ronald Reagan National Airport	~	8.05	0.00	500.00	0.00
N/A	Valley	40732	S L Williamson & Co - Ruckersville	~	8.01	0.00	500.00	0.00
N/A	Piedmont	50600	Powhatan Correctional Center	~	7.99	0.00	500.00	0.00

Title V Emissions and Maintenance Fees by Billing Type

Billing Type	Region	REGIS	SITE NAME	REGULATED PLLT TOTAL (tpy)	BILLABLE PLLT TOTAL (tpy)	GROSS FEE (USD)	MAINTENANCE FEE (USD)	BILL FEE (USD)
N/A	Northern	71850	Washington Post, The	~	7.99	0.00	500.00	0.00
N/A	Blue Ridge - Lynchburg	21546	EBI LLC	~	7.98	0.00	500.00	0.00
N/A	Northern	40940	Gaithersburg Cabinetry	~	7.92	0.00	500.00	0.00
N/A	Valley	80749	Smith Paving Incorporated	~	7.85	0.00	500.00	0.00
N/A	Tidewater	60299	Bon Secours DePaul Medical Center	~	7.84	0.00	500.00	0.00
N/A	Southwest	11512	SVC Manufacturing Inc	~	7.80	0.00	500.00	0.00
N/A	Piedmont	50750	Henrico County Government Complex	~	7.69	0.00	500.00	0.00
N/A	Tidewater	61546	Suffolk City - G Robert House WTP	~	7.66	0.00	500.00	0.00
N/A	Tidewater	60345	Enviva Port of Chesapeake LLC	~	7.65	0.00	500.00	0.00
N/A	Northern	73806	Fortress Door Company	~	7.62	0.00	500.00	0.00
N/A	Southwest	10864	Quikrete/Pounding Mill	~	7.43	0.00	500.00	0.00
N/A	Northern	71908	Stephenson Printing Inc	~	7.36	0.00	500.00	0.00
N/A	Northern	41030	Superior Paving Corporation - Powell Lane	~	7.35	0.00	500.00	0.00
N/A	Valley	80900	O-N Minerals (Chemstone) Co - Clearbrook 80900	~	7.34	0.00	500.00	0.00
N/A	Valley	81182	W-L Construction & Paving Inc - Strasburg	~	7.34	0.00	500.00	0.00
N/A	Blue Ridge - Roanoke	30041	Gregory Wood Products - Ferrum	~	7.32	0.00	500.00	0.00
N/A	Northern	73161	Jefferson Millwork and Design	~	7.31	0.00	500.00	0.00
N/A	Piedmont	51936	Amcort Tobacco Packaging Americas Incorporated	~	7.31	0.00	500.00	0.00
N/A	Tidewater	61650	Archer Daniels Midland Company - Ag Services	~	7.26	0.00	500.00	0.00
N/A	Southwest	10443	Albany Industries	~	7.22	0.00	500.00	0.00
N/A	Blue Ridge - Roanoke	20035	Adams Construction Co - Draper Asphalt Plant	~	7.21	0.00	500.00	0.00
N/A	Valley	81408	KORETECK Inc	~	7.14	0.00	500.00	0.00
N/A	Blue Ridge - Lynchburg	21557	American Phoenix Inc	~	7.12	0.00	500.00	0.00
N/A	Blue Ridge - Lynchburg	30822	Reiss Corporation	~	7.09	0.00	500.00	0.00
N/A	Piedmont	52485	Dominion Packaging Incorporated - Sandston	~	7.08	0.00	500.00	0.00
N/A	Northern	70014	Superior Paving - Manassas Plant	~	7.08	0.00	500.00	0.00
N/A	Tidewater	61652	Keurig Green Mountain Inc - Windsor	~	6.97	0.00	500.00	0.00
N/A	Northern	73244	Chemung Contracting Corporation	~	6.96	0.00	500.00	0.00
N/A	Northern	73743	Latisys Ashburn	~	6.94	0.00	500.00	0.00
N/A	Piedmont	50839	Boar's Head Provisions Company Incorporated	~	6.90	0.00	500.00	0.00
N/A	Tidewater	61255	Newport News City - Harwoods Mill Water Treatment	~	6.89	0.00	500.00	0.00
N/A	Southwest	10487	Bristol Compressors	~	6.86	0.00	500.00	0.00
N/A	Piedmont	52474	Agri Nutrients Associates Limited LiabilityCompany	~	6.83	0.00	500.00	0.00
N/A	Piedmont	52281	Capital One Services Incorporated	~	6.72	0.00	500.00	0.00
N/A	Piedmont	51289	Branscome Richmond (Chesterfield Plant)	~	6.65	0.00	500.00	0.00
N/A	Valley	81171	Blue Ridge Lumber Co LLC - Bells Valley	~	6.51	0.00	500.00	0.00
N/A	Southwest	10224	Thistle Foundry & Machine Company	~	6.49	0.00	500.00	0.00
N/A	Northern	40647	Superior Paving Corporation - Spotsylvania Plant	~	6.47	0.00	500.00	0.00
N/A	Valley	40018	S L Williamson & Co - Shadwell	~	6.46	0.00	500.00	0.00
N/A	Piedmont	52460	Service Center Metals	~	6.38	0.00	500.00	0.00
N/A	Piedmont	40767	Essex Concrete Corporation - Aylett	~	6.34	0.00	500.00	0.00
N/A	Tidewater	61474	Newport News City - Lee Hall WTP	~	6.28	0.00	500.00	0.00
N/A	Blue Ridge - Roanoke	21356	Adams Construction Co - B'bg Aztec Drum Plant	~	6.23	0.00	500.00	0.00
N/A	Northern	40411	E. A. Clore Sons Inc	~	6.23	0.00	500.00	0.00



Title V Emissions and Maintenance Fees by Billing Type

Billing Type	Region	REGIS	SITE NAME	REGULATED PLLT TOTAL (tpy)	BILLABLE PLLT TOTAL (tpy)	GROSS FEE (USD)	MAINTENANCE FEE (USD)	BILL FEE (USD)
N/A	Tidewater	61342	Southern Structural Steel Incorporated	~	6.19	0.00	500.00	0.00
N/A	Southwest	10206	E Dillon & Company - Quarry	~	6.12	0.00	500.00	0.00
N/A	Blue Ridge - Roanoke	21059	Adams Construction Co Dublin	~	6.12	0.00	500.00	0.00
N/A	Northern	72353	Inova Fair Oaks Hospital	~	6.08	0.00	500.00	0.00
N/A	Blue Ridge - Roanoke	20456	Rockydale Quarries - Rockydale Plant	~	6.07	0.00	500.00	0.00
N/A	Valley	80028	Stuart M Perry Incorporated-Asphalt	~	6.00	0.00	500.00	0.00
N/A	Northern	73105	Freddie Mac Corporation	~	5.96	0.00	500.00	0.00
N/A	Tidewater	61435	Sentara CarePlex Hospital	~	5.86	0.00	500.00	0.00
N/A	Northern	41068	Print Innovators	~	5.82	0.00	500.00	0.00
N/A	Valley	80919	The Frazier Quarry Inc	~	5.82	0.00	500.00	0.00
N/A	Piedmont	51028	Pre Con Inc	~	5.76	0.00	500.00	0.00
N/A	Southwest	11721	Big R Bridge	~	5.75	0.00	500.00	0.00
N/A	Northern	73200	Verizon Business	~	5.71	0.00	500.00	0.00
N/A	Valley	80751	Mastic Home Exteriors	~	5.69	0.00	500.00	0.00
N/A	Piedmont	50331	Vulcan Construction Materials LLC - Skippers Quarry	~	5.61	0.00	500.00	0.00
N/A	Southwest	10536	Bluefield College	~	5.58	0.00	500.00	0.00
N/A	Valley	81293	EDM Inc	~	5.58	0.00	500.00	0.00
N/A	Southwest	11754	Rogers Group Inc Tazewell Co Asphalt Plant	~	5.53	0.00	500.00	0.00
N/A	Valley	81535	Corrugated Container Corporation-Shenandoah Valley	~	5.50	0.00	500.00	0.00
N/A	Northern	40208	University of Mary Washington	~	5.49	0.00	500.00	0.00
N/A	Northern	73180	Dupont Fabros Technology - Porpoise Ventures LLC	~	5.46	0.00	500.00	0.00
N/A	Northern	73946	Equinix LLC	~	5.40	0.00	500.00	0.00
N/A	Piedmont	50946	Luck Stone Corporation Powhatan	~	5.40	0.00	500.00	0.00
N/A	Southwest	10474	Washington County Public Schools/Abingdon High Sch	~	5.32	0.00	500.00	0.00
N/A	Northern	73798	Northrop Grumman Systems Corporation	~	5.30	0.00	500.00	0.00
N/A	Tidewater	60339	Chesapeake General Hospital	~	5.30	0.00	500.00	0.00
N/A	Valley	81591	Sentara RMH Medical Center	~	5.27	0.00	500.00	0.00
N/A	Northern	72375	Digital Lafayette Chantilly LLC	~	5.26	0.00	500.00	0.00
N/A	Valley	80323	Washington & Lee University	~	5.23	0.00	500.00	0.00
N/A	Tidewater	61679	Architectural Graphics Inc - Crusader Circle	~	5.12	0.00	500.00	0.00
N/A	Blue Ridge - Roanoke	20320	O - N Minerals - Plant 2	~	5.10	0.00	500.00	0.00
N/A	Valley	81708	Trelleborg Marine Systems USA Inc - Berryville	~	5.04	0.00	500.00	0.00
N/A	Piedmont	50431	Luck Stone Corporation Rockville Plant	~	5.01	0.00	500.00	0.00
N/A	Tidewater	61446	Tabet Mfg Company Incorporated	~	4.97	0.00	500.00	0.00
N/A	Northern	40894	S.W.I.F.T. FACILITY	~	4.93	0.00	500.00	0.00
N/A	Northern	73240	AT&T Web Hosting Facility	~	4.92	0.00	500.00	0.00
N/A	Piedmont	50400	Luck Stone - South Richmond Plant	~	4.91	0.00	500.00	0.00
N/A	Valley	80476	Bridgewater College	~	4.86	0.00	500.00	0.00
N/A	Tidewater	61615	Branscome Inc-Hampton-Asphalt Plt - Portable 61615	~	4.84	0.00	500.00	0.00
N/A	Southwest	10836	Powell Valley Stone	~	4.83	0.00	500.00	0.00
N/A	Tidewater	60997	Dominion Terminal Associates LLP	~	4.82	0.00	500.00	0.00
N/A	Northern	40980	Rappahannock Electric Coop Thornburg Middle Sch	~	4.79	0.00	500.00	0.00
N/A	Northern	41025	Lohmann Specialty Coatings LLC	~	4.78	0.00	500.00	0.00
N/A	Tidewater	60979	Kinder Morgan Bulk Terminals - Pier IX	~	4.76	0.00	500.00	0.00

Title V Emissions and Maintenance Fees by Billing Type

Billing Type	Region	REGIS	SITE NAME	REGULATED PLLT TOTAL (tpy)	BILLABLE PLLT TOTAL (tpy)	GROSS FEE (USD)	MAINTENANCE FEE (USD)	BILL FEE (USD)
N/A	Northern	40673	Klockner Pentaplast of America	~	4.71	0.00	500.00	0.00
N/A	Northern	72292	Fannie Mae - Reston	~	4.67	0.00	500.00	0.00
N/A	Blue Ridge - Roanoke	30179	Adams Construction Co-Rocky Mount	~	4.65	0.00	500.00	0.00
N/A	Northern	71813	Skyline Plaza Condos	~	4.62	0.00	500.00	0.00
N/A	Blue Ridge - Lynchburg	30961	Genesis Products Inc	~	4.59	0.00	500.00	0.00
N/A	Tidewater	61421	Sentara Obici Hospital	~	4.55	0.00	500.00	0.00
N/A	Southwest	10231	Pounding Mill Plant	~	4.52	0.00	500.00	0.00
N/A	Valley	81099	Winchester Medical Center (VHS)	~	4.52	0.00	500.00	0.00
N/A	Northern	73199	Equinix LLC	~	4.51	0.00	500.00	0.00
N/A	Northern	72296	Coresite Real Estate 12100 Sunrise Valley Drive	~	4.50	0.00	500.00	0.00
N/A	Blue Ridge - Lynchburg	21575	Boxley Materials Company - 21575	~	4.49	0.00	500.00	0.00
N/A	Northern	41064	Terremark North American Limited Liability Company	~	4.49	0.00	500.00	0.00
N/A	Southwest	11454	Pounding Mill Quarry - New Bluefield Plant	~	4.46	0.00	500.00	0.00
N/A	Tidewater	61171	Crown Cork and Seal (USA)	~	4.38	0.00	500.00	0.00
N/A	Blue Ridge - Lynchburg	30895	BHK of America	~	4.36	0.00	500.00	0.00
N/A	Northern	73158	Century Link QCC	~	4.30	0.00	500.00	0.00
N/A	Southwest	11494	C & A Fabricating Inc	~	4.29	0.00	500.00	0.00
N/A	Northern	41060	Remington Mulch - Mitchells	~	4.28	0.00	500.00	0.00
N/A	Northern	74064	VADATA, Inc. (IAD-57 & IAD-58)	~	4.26	0.00	500.00	0.00
N/A	Southwest	10385	Mountain Materials Inc -Castlewood Plant	~	4.26	0.00	500.00	0.00
N/A	Northern	40798	Bell Nursery USA	~	4.24	0.00	500.00	0.00
N/A	Blue Ridge - Roanoke	21426	Celanese R&D Facility	~	4.22	0.00	500.00	0.00
N/A	Southwest	10213	Austinville Limestone Co - Quarry	~	4.22	0.00	500.00	0.00
N/A	Blue Ridge - Roanoke	20526	BondCote	~	4.19	0.00	500.00	0.00
N/A	Southwest	11486	VDOC-Pocahontas Prison	~	4.17	0.00	500.00	0.00
N/A	Northern	71883	GANNETT OFFSET-SPRINGFIELD	~	4.16	0.00	500.00	0.00
N/A	Blue Ridge - Lynchburg	21549	Adams Construction Mecklenburg Asphalt Plant	~	4.16	0.00	500.00	0.00
N/A	Southwest	11747	Rogers Group Russell Co Asphalt	~	4.12	0.00	500.00	0.00
N/A	Tidewater	61497	Sentara - Williamsburg Regional Medical Center	~	4.11	0.00	500.00	0.00
N/A	Northern	73977	The Aerospace Corporation	~	4.07	0.00	500.00	0.00
N/A	Blue Ridge - Roanoke	20883	Boxley Materials Company - Salem Asphalt Plant	~	4.07	0.00	500.00	0.00
N/A	Tidewater	60021	Sentara - Virginia Beach General Hospital	~	4.04	0.00	500.00	0.00
N/A	Piedmont	51236	Federal Reserve Bank of Richmond	~	4.02	0.00	500.00	0.00
N/A	Northern	72307	Inova Loudoun Hospital	~	4.01	0.00	500.00	0.00
N/A	Northern	74049	VADATA Incorporated - IAD 50, IAD 60, IAD-71 & IAD-78	~	4.01	0.00	500.00	0.00
N/A	Southwest	11078	VDOC - Keen Mountain	~	4.00	0.00	500.00	0.00
N/A	Blue Ridge - Lynchburg	30452	Central Virginia Training Center	~	3.97	0.00	500.00	0.00
N/A	Tidewater	60968	Hermes Abrasives Limited	~	3.96	0.00	500.00	0.00
N/A	Southwest	10850	W-L Construction - Oakwood Plant	~	3.95	0.00	500.00	0.00
N/A	Northern	73784	General Services Administration	~	3.94	0.00	500.00	0.00
N/A	Northern	70295	Sentara Northern Virginia Medical Center	~	3.94	0.00	500.00	0.00
N/A	Northern	73748	DoD WHS USACE	~	3.92	0.00	500.00	0.00
N/A	Blue Ridge - Lynchburg	32003	Adams Construction Co - Lawhorne Bros Port 32003	~	3.87	0.00	500.00	0.00
N/A	Northern	71776	Universal Dynamics	~	3.87	0.00	500.00	0.00

Title V Emissions and Maintenance Fees by Billing Type

Billing Type	Region	REGIS	SITE NAME	REGULATED PLLT TOTAL (tpy)	BILLABLE PLLT TOTAL (tpy)	GROSS FEE (USD)	MAINTENANCE FEE (USD)	BILL FEE (USD)
N/A	Blue Ridge - Lynchburg	30821	Sunshine Mills Inc	~	3.87	0.00	500.00	0.00
N/A	Southwest	11541	SW Enterprise Solutions Center - SWESC	~	3.84	0.00	500.00	0.00
N/A	Valley	81331	O-N Minerals (Chemstone) Company - Strasburg Stone	~	3.84	0.00	500.00	0.00
N/A	Southwest	11000	JD Watson & Associates Inc	~	3.84	0.00	500.00	0.00
N/A	Piedmont	50266	Vulcan Construction Materials LLC -Rt 271	~	3.84	0.00	500.00	0.00
N/A	Piedmont	51095	CSX Transportation Bryan Park Work Equipment Shop	~	3.81	0.00	500.00	0.00
N/A	Southwest	10425	W-L Construction & Paving Inc	~	3.81	0.00	500.00	0.00
N/A	Southwest	11407	Blue Ridge Concrete Products, Inc.	~	3.80	0.00	500.00	0.00
N/A	Blue Ridge - Roanoke	21465	Adams Construction Co - Alleghany	~	3.76	0.00	500.00	0.00
N/A	Southwest	11581	Unaka Forest Products Inc	~	3.74	0.00	500.00	0.00
N/A	Tidewater	61262	Luck Stone Corporation - Toano	~	3.74	0.00	500.00	0.00
N/A	Northern	73268	LCSA - Broad Run Water Reclamation	~	3.74	0.00	500.00	0.00
N/A	Valley	81634	H B Mellott Estates Inc - Portable 81634	~	3.72	0.00	500.00	0.00
N/A	Northern	41011	AD Fire Protection Systems Corp.	~	3.72	0.00	500.00	0.00
N/A	Valley	81342	Harrisonburg Electric Commission - Mt Clinton Pike	~	3.72	0.00	500.00	0.00
N/A	Tidewater	61549	A and R Logistics Incorporated	~	3.68	0.00	500.00	0.00
N/A	Valley	80025	Moffett Paving & Excavating Co Inc	~	3.64	0.00	500.00	0.00
N/A	Piedmont	50721	Martin Marietta Aggregates Midlothian Quarry	~	3.63	0.00	500.00	0.00
N/A	Northern	72376	NTTAmerica Communications	~	3.62	0.00	500.00	0.00
N/A	Southwest	10396	Salem Stone - Wythe Stone	~	3.61	0.00	500.00	0.00
N/A	Valley	80038	Blackrock Contracting Inc	~	3.55	0.00	500.00	0.00
N/A	Southwest	10793	Joy Technologies Inc - Bluefield	~	3.54	0.00	500.00	0.00
N/A	Blue Ridge - Roanoke	21453	Bedford Electric Department	~	3.53	0.00	500.00	0.00
N/A	Valley	81262	Stuart M Perry Asphalt - Portable 81262	~	3.52	0.00	500.00	0.00
N/A	Southwest	10215	Salem Stone - Hillsville Plant	~	3.45	0.00	500.00	0.00
N/A	Southwest	11434	Tadano Mantis Corporation	~	3.45	0.00	500.00	0.00
N/A	Northern	40889	Geico	~	3.42	0.00	500.00	0.00
N/A	Southwest	11697	Coalfield Services, Inc	~	3.40	0.00	500.00	0.00
N/A	Southwest	11129	Line Power Manufacturing Corporation	~	3.39	0.00	500.00	0.00
N/A	Northern	73355	IAD-6 VADATA, Loudoun Exchange	~	3.38	0.00	500.00	0.00
N/A	Northern	73860	VADATA Inc. IAD 12, 15, 16 and 76	~	3.36	0.00	500.00	0.00
N/A	Valley	81136	The Frazier Quarry Inc-Thorndale Plant	~	3.34	0.00	500.00	0.00
N/A	Tidewater	40564	A and N Electric Cooperative - Tangier Island	~	3.33	0.00	500.00	0.00
N/A	Valley	80674	Cargill Meat Solutions Corporation -Dayton	~	3.31	0.00	500.00	0.00
N/A	Northern	73954	RagingWire Enterprise Solutions Incorporated	~	3.30	0.00	500.00	0.00
N/A	Northern	73683	COPT Property Management	~	3.24	0.00	500.00	0.00
N/A	Southwest	11679	Power Distribution Products	~	3.24	0.00	500.00	0.00
N/A	Southwest	11109	AAA Paving and Sealing	~	3.24	0.00	500.00	0.00
N/A	Blue Ridge - Roanoke	30952	Fleetwood Homes Incorporated	~	3.22	0.00	500.00	0.00
N/A	Northern	71707	Crystal Square 5	~	3.21	0.00	500.00	0.00
N/A	Valley	80676	Rockydale Quarries Corp - Flat Rock Quarry	~	3.20	0.00	500.00	0.00
N/A	Northern	40540	Cintas Culpeper (#385)	~	3.18	0.00	500.00	0.00
N/A	Valley	81630	Silver Lake Welding Services Inc	~	3.18	0.00	500.00	0.00
N/A	Tidewater	61451	General Dynamics Information Technology	~	3.17	0.00	500.00	0.00

Title V Emissions and Maintenance Fees by Billing Type

Billing Type	Region	REGIS	SITE NAME	REGULATED PLLT TOTAL (tpy)	BILLABLE PLLT TOTAL (tpy)	GROSS FEE (USD)	MAINTENANCE FEE (USD)	BILL FEE (USD)
N/A	Southwest	11064	EQT Gathering LLC- Sta H1- 11064P	~	3.15	0.00	500.00	0.00
N/A	Southwest	10475	Washington County Public Schools/John S Battle HS	~	3.15	0.00	500.00	0.00
N/A	Tidewater	61083	Branscome Inc - Suffolk - Portsmouth Blvd	~	3.14	0.00	500.00	0.00
N/A	Northern	40013	Superior Paving Corp-Warrenton Plant	~	3.13	0.00	500.00	0.00
N/A	Southwest	11767	Revelation Energy LLC - D-18 Tiller #5	~	3.11	0.00	500.00	0.00
N/A	Piedmont	52403	Bank of America - Sandston	~	3.10	0.00	500.00	0.00
N/A	Valley	81379	EMCO Enterprises, Inc.	~	3.08	0.00	500.00	0.00
N/A	Piedmont	50975	Tindall Corporation Virginia Division	~	3.07	0.00	500.00	0.00
N/A	Northern	73220	National Air & Space Museum	~	3.02	0.00	500.00	0.00
N/A	Tidewater	60097	Norfolk State University	~	3.01	0.00	500.00	0.00
N/A	Tidewater	60103	Bon Secours - Maryview Medical Center	~	3.01	0.00	500.00	0.00
N/A	Northern	73162	Lemur Properties Limited Liability Corporation	~	2.98	0.00	500.00	0.00
N/A	Northern	40745	Mercer Vault Company	~	2.98	0.00	500.00	0.00
N/A	Tidewater	60018	Southern States Cooperative Inc - Chesapeake	~	2.95	0.00	500.00	0.00
N/A	Valley	81363	RPS Composite Virginia Inc	~	2.90	0.00	500.00	0.00
N/A	Valley	81602	PavCon Group Inc - Asphalt	~	2.79	0.00	500.00	0.00
N/A	Valley	81119	Adams Construction Company	~	2.78	0.00	500.00	0.00
N/A	Northern	73264	Architect of the Capitol	~	2.77	0.00	500.00	0.00
N/A	Southwest	11357	W-L Construction - Woodway Plant	~	2.76	0.00	500.00	0.00
N/A	Blue Ridge - Roanoke	20569	O - N Minerals - Rocky Point	~	2.76	0.00	500.00	0.00
N/A	Tidewater	61437	Ocean Marine Yacht Center	~	2.75	0.00	500.00	0.00
N/A	Valley	80478	Virginia Military Institute	~	2.74	0.00	500.00	0.00
N/A	Northern	73345	Mitre Corporation	~	2.73	0.00	500.00	0.00
N/A	Valley	81599	US Army-Garrison Fort Belvoir - Rivanna Station	~	2.73	0.00	500.00	0.00
N/A	Northern	74020	Freddie Mac Building - 8250 Jones Branch Drive	~	2.72	0.00	500.00	0.00
N/A	Northern	40016	Goodloe Asphalt LC	~	2.72	0.00	500.00	0.00
N/A	Valley	81233	Shickel Corporation	~	2.71	0.00	500.00	0.00
N/A	Northern	40778	Superior Paving Corporation-Bealton Plant	~	2.67	0.00	500.00	0.00
N/A	Northern	74052	VADATA Incorporated IAD 55	~	2.66	0.00	500.00	0.00
N/A	Blue Ridge - Roanoke	20911	Blacksburg Sanitation Authority	~	2.65	0.00	500.00	0.00
N/A	Valley	81272	The Harrisonburg Electric Commission	~	2.64	0.00	500.00	0.00
N/A	Blue Ridge - Lynchburg	30997	Banker Steel Co LLC - 30997	~	2.64	0.00	500.00	0.00
N/A	Blue Ridge - Roanoke	21403	Salem Water Treatment Plant	~	2.63	0.00	500.00	0.00
N/A	Piedmont	52050	MGC Advanced Polymers Incorporated	~	2.63	0.00	500.00	0.00
N/A	Valley	81672	KVK Precision Specialties	~	2.60	0.00	500.00	0.00
N/A	Northern	41019	Culpeper Wastewater Treatment Plant	~	2.60	0.00	500.00	0.00
N/A	Northern	40736	Fauquier Hospital Incorporated	~	2.58	0.00	500.00	0.00
N/A	Piedmont	52153	Bardon, Inc. d/b/a Aggregate Industries - Mid Atlantic Region (MAR)	~	2.57	0.00	500.00	0.00
N/A	Valley	40351	Fork Union Military Academy	~	2.49	0.00	500.00	0.00
N/A	Southwest	11660	Johnston Memorial Hospital	~	2.48	0.00	500.00	0.00
N/A	Valley	81374	Rockbridge Stone Products Portable 81374	~	2.48	0.00	500.00	0.00
N/A	Blue Ridge - Roanoke	30031	Piedmont Asphalt - Fieldale Plant	~	2.47	0.00	500.00	0.00
N/A	Tidewater	61559	Sentara - Princess Anne Hospital	~	2.46	0.00	500.00	0.00
N/A	Blue Ridge - Roanoke	31020	J C Joyce Trucking & Paving Co	~	2.44	0.00	500.00	0.00

Title V Emissions and Maintenance Fees by Billing Type

Billing Type	Region	REGIS	SITE NAME	REGULATED PLLT TOTAL (tpy)	BILLABLE PLLT TOTAL (tpy)	GROSS FEE (USD)	MAINTENANCE FEE (USD)	BILL FEE (USD)
N/A	Northern	73997	Sisson Excavations	~	2.44	0.00	500.00	0.00
N/A	Blue Ridge - Lynchburg	30654	Sweet Briar College	~	2.42	0.00	500.00	0.00
N/A	Northern	73850	Fairfax County Government Center	~	2.41	0.00	500.00	0.00
N/A	Piedmont	50227	Vulcan Construction Materials LLC - Puddledock LP S & G	~	2.40	0.00	500.00	0.00
N/A	Valley	40716	Rivanna Water & Sewer Authority Moores Creek WWTP	~	2.40	0.00	500.00	0.00
N/A	Tidewater	61111	Mitsubishi Plastics Composites America Inc-Alpolic	~	2.39	0.00	500.00	0.00
N/A	Piedmont	51280	Tube City IMS LLC	~	2.34	0.00	500.00	0.00
N/A	Northern	41047	Potomac Consolidated Tracon (FAA)	~	2.32	0.00	500.00	0.00
N/A	Piedmont	51012	Liphart Steel Company Inc	~	2.32	0.00	500.00	0.00
N/A	Piedmont	52224	VCU - MCV Medical School	~	2.31	0.00	500.00	0.00
N/A	Valley	21448	Rockydale Quarries - portable crushing plant	~	2.27	0.00	500.00	0.00
N/A	Valley	81564	Four A Farms LLC	~	2.21	0.00	500.00	0.00
N/A	Tidewater	61564	Luck Stone Corporation - Berkley Plant	~	2.20	0.00	500.00	0.00
N/A	Northern	72278	The Ritz Carlton Hotel	~	2.18	0.00	500.00	0.00
N/A	Tidewater	61414	Old Dominion Electric Coop -P 61414	~	2.17	0.00	500.00	0.00
N/A	Valley	81474	Allied Systems/Annandale Millwork	~	2.17	0.00	500.00	0.00
N/A	Tidewater	61410	Old Dominion Electric Coop -P 61410	~	2.17	0.00	500.00	0.00
N/A	Southwest	11650	Peters Equipment Company LLC	~	2.15	0.00	500.00	0.00
N/A	Northern	70555	US Department of State - George P Shultz Center	~	2.15	0.00	500.00	0.00
N/A	Blue Ridge - Roanoke	20450	Boxley Materials Company - Blue Ridge	~	2.13	0.00	500.00	0.00
N/A	Piedmont	40566	Haynesville Correctional Center	~	2.12	0.00	500.00	0.00
N/A	Northern	73643	Visa USA Incorporated	~	2.12	0.00	500.00	0.00
N/A	Northern	73858	GeoEye Incorporated	~	2.11	0.00	500.00	0.00
N/A	Tidewater	61668	Advanced Technologies Inc - Robotics Division	~	2.10	0.00	500.00	0.00
N/A	Valley	40197	Polycor Virginia Inc	~	2.09	0.00	500.00	0.00
N/A	Southwest	11634	Raleigh Mine and Industrial Supply dba DS Parts	~	2.09	0.00	500.00	0.00
N/A	Northern	73857	SWIFT Incorporated	~	2.08	0.00	500.00	0.00
N/A	Blue Ridge - Lynchburg	21560	Hermle North America	~	2.06	0.00	500.00	0.00
N/A	Tidewater	60882	Christian Broadcasting Network - Centerville Trnpk	~	2.05	0.00	500.00	0.00
N/A	Blue Ridge - Lynchburg	30291	Appomattox Lime Co - 30291	~	2.05	0.00	500.00	0.00
N/A	Southwest	11764	Revelation Energy LLC - D-17 Tiller #4	~	2.03	0.00	500.00	0.00
N/A	Valley	80235	Superior Concrete, Inc.	~	2.02	0.00	500.00	0.00
N/A	Piedmont	50305	Martin Marietta Aggregates Anderson Creek	~	1.99	0.00	500.00	0.00
N/A	Tidewater	60157	Norfolk Civic Center Central Energy Plt	~	1.98	0.00	500.00	0.00
N/A	Southwest	11507	Mountain Materials- Dickensonville Plant	~	1.98	0.00	500.00	0.00
N/A	Valley	81581	Sentara Martha Jefferson Hospital	~	1.97	0.00	500.00	0.00
N/A	Blue Ridge - Roanoke	21457	Tecton Products LLC - Salem Facility	~	1.97	0.00	500.00	0.00
N/A	Southwest	11741	Harold Keene Surface Co LLC - Trammel Fuels	~	1.97	0.00	500.00	0.00
N/A	Piedmont	51917	Metromont Corporation - Richmond Plant	~	1.95	0.00	500.00	0.00
N/A	Northern	41024	Town of Culpeper Light & Power	~	1.92	0.00	500.00	0.00
N/A	Tidewater	60945	Concrete Pipe and Precast LLC - Chesapeake	~	1.92	0.00	500.00	0.00
N/A	Northern	71988	National Reconnaissance Office	~	1.91	0.00	500.00	0.00
N/A	Northern	40641	Continental Automotive Systems Incorporated	~	1.90	0.00	500.00	0.00
N/A	Northern	72342	Quest Diagnostics	~	1.90	0.00	500.00	0.00

Title V Emissions and Maintenance Fees by Billing Type

Billing Type	Region	REGIS	SITE NAME	REGULATED PLLT TOTAL (tpy)	BILLABLE PLLT TOTAL (tpy)	GROSS FEE (USD)	MAINTENANCE FEE (USD)	BILL FEE (USD)
N/A	Valley	81314	Rockingham Mill	~	1.89	0.00	500.00	0.00
N/A	Blue Ridge - Roanoke	21011	Chandler Concrete Co Inc - Christiansburg	~	1.85	0.00	500.00	0.00
N/A	Tidewater	61654	Richman Steel and Fabrication	~	1.84	0.00	500.00	0.00
N/A	Blue Ridge - Lynchburg	30142	HP Enterprise Services LLC	~	1.81	0.00	500.00	0.00
N/A	Blue Ridge - Lynchburg	30808	New Canton Concrete	~	1.79	0.00	500.00	0.00
N/A	Tidewater	61361	Service Metal Fabricators	~	1.79	0.00	500.00	0.00
N/A	Southwest	11716	Mountain Fuels - Portable RB0003	~	1.79	0.00	500.00	0.00
N/A	Northern	40804	RIDGID PRODUCTS	~	1.79	0.00	500.00	0.00
N/A	Tidewater	60844	NRHA-Young Park 610	~	1.79	0.00	500.00	0.00
N/A	Northern	73642	City of Manassas - Gateway Generation	~	1.78	0.00	500.00	0.00
N/A	Valley	40614	Northrop Grumman Systems Corporation	~	1.78	0.00	500.00	0.00
N/A	Valley	81276	Clariant Plastics & Coatings, USA, Inc. - Winchester	~	1.78	0.00	500.00	0.00
N/A	Valley	40719	Luck Stone - Greene Plant	~	1.77	0.00	500.00	0.00
N/A	Valley	40167	Route 240 LLC	~	1.77	0.00	500.00	0.00
N/A	Blue Ridge - Roanoke	20592	General Electric	~	1.74	0.00	500.00	0.00
N/A	Northern	70269	BKEP Materials LLC - Dumfries VA	~	1.71	0.00	500.00	0.00
N/A	Northern	71873	FCWA - Corbalis WTP	~	1.70	0.00	500.00	0.00
N/A	Tidewater	61365	American Stripping Company	~	1.69	0.00	500.00	0.00
N/A	Northern	40884	Chemung Contracting Corporation	~	1.68	0.00	500.00	0.00
N/A	Tidewater	60967	Westminster Canterbury	~	1.68	0.00	500.00	0.00
N/A	Northern	72368	America Online Inc	~	1.68	0.00	500.00	0.00
N/A	Southwest	10927	Joy Manufacturing Company-Duffield	~	1.66	0.00	500.00	0.00
N/A	Southwest	11208	Superior Fabrication LLC	~	1.65	0.00	500.00	0.00
N/A	Tidewater	60238	Titan Virginia Ready Mix LLC - Campostella	~	1.65	0.00	500.00	0.00
N/A	Northern	73732	Dominion-Fort Belvoir Privatization	~	1.65	0.00	500.00	0.00
N/A	Tidewater	60182	Franklin City - Electric Dept - Mechanic Street	~	1.64	0.00	500.00	0.00
N/A	Piedmont	51300	Basic Construction Company	~	1.63	0.00	500.00	0.00
N/A	Blue Ridge - Lynchburg	30413	Luck Stone Corporation Burkeville	~	1.62	0.00	500.00	0.00
N/A	Valley	81691	Gaston & Wyatt LLC	~	1.59	0.00	500.00	0.00
N/A	Southwest	10613	Dickenson County Public Schools/Clintwood High Sch	~	1.59	0.00	500.00	0.00
N/A	Northern	73749	Halfaker and Associates	~	1.55	0.00	500.00	0.00
N/A	Northern	73293	CenturyLink QCC	~	1.54	0.00	500.00	0.00
N/A	Northern	70093	WMATA Metro Bus Garage Four Mile Run Arlington	~	1.54	0.00	500.00	0.00
N/A	Southwest	11379	Tempur Production USA, Inc.	~	1.54	0.00	500.00	0.00
N/A	Northern	72267	AT and T - Dranesville	~	1.53	0.00	500.00	0.00
N/A	Northern	73756	US Department of Justice Drug Enforcement Admin	~	1.52	0.00	500.00	0.00
N/A	Northern	73633	Computer Sciences Corporation	~	1.51	0.00	500.00	0.00
N/A	Blue Ridge - Lynchburg	30852	Vulcan Construction Materials LLC South Hill	~	1.50	0.00	500.00	0.00
N/A	Tidewater	61412	Old Dominion Electric Coop - P61412	~	1.49	0.00	500.00	0.00
N/A	Blue Ridge - Roanoke	20019	Double Envelope Company	~	1.48	0.00	500.00	0.00
N/A	Blue Ridge - Lynchburg	30511	Old Dominion Job Corps Center	~	1.47	0.00	500.00	0.00
N/A	Piedmont	51050	Commercial Ready Mix Products Inc - Emporia	~	1.46	0.00	500.00	0.00
N/A	Piedmont	52026	VDCLS - Richmond	~	1.45	0.00	500.00	0.00
N/A	Northern	73294	IAD-1 and 9, Chantilly Data Center	~	1.43	0.00	500.00	0.00

Title V Emissions and Maintenance Fees by Billing Type

Billing Type	Region	REGIS	SITE NAME	REGULATED PLLT TOTAL (tpy)	BILLABLE PLLT TOTAL (tpy)	GROSS FEE (USD)	MAINTENANCE FEE (USD)	BILL FEE (USD)
N/A	Valley	80116	Charles W Barger & Son Construction	~	1.43	0.00	500.00	0.00
N/A	Northern	73742	Time Warner Cable	~	1.42	0.00	500.00	0.00
N/A	Piedmont	50960	Mechanicsville Concrete LLC - Petersburg Ready Mix	~	1.41	0.00	500.00	0.00
N/A	Tidewater	61461	Newport News Industrial Corp - Enterprise Dr	~	1.38	0.00	500.00	0.00
N/A	Tidewater	60159	Essroc Cement Corporation	~	1.37	0.00	500.00	0.00
N/A	Southwest	10669	Buchanan County Public Schools/Hurley High School	~	1.37	0.00	500.00	0.00
N/A	Piedmont	51195	Dominion - One James River Plaza	~	1.36	0.00	500.00	0.00
N/A	Valley	81491	Stuart M Perry Inc - Portable 81491	~	1.35	0.00	500.00	0.00
N/A	Piedmont	40031	Lee Hy Paving Corporation - Warsaw Plant 1	~	1.34	0.00	500.00	0.00
N/A	Blue Ridge - Lynchburg	30394	Southside Materials LLC - South Boston Quarry	~	1.34	0.00	500.00	0.00
N/A	Tidewater	60741	Alsco	~	1.34	0.00	500.00	0.00
N/A	Piedmont	50993	Mechanicsville Concrete LLC Chesterfield	~	1.33	0.00	500.00	0.00
N/A	Northern	73853	VADATA Incorporated IAD-10 Data Center	~	1.30	0.00	500.00	0.00
N/A	Valley	80834	Dominion - Bath County Power Station	~	1.29	0.00	500.00	0.00
N/A	Valley	81501	Rockbridge Stone Products Inc - Portable 81501	~	1.27	0.00	500.00	0.00
N/A	Valley	80565	Vulcan Construction Material LLC - Augusta Quarry	~	1.27	0.00	500.00	0.00
N/A	Southwest	10451	Castlewood HS - Russell Co Public Schools	~	1.26	0.00	500.00	0.00
N/A	Tidewater	60235	Titan Virginia Ready Mix LLC - Port Norfolk	~	1.26	0.00	500.00	0.00
N/A	Tidewater	60264	Unilever Manufacturing (US) Inc	~	1.26	0.00	500.00	0.00
N/A	Southwest	10867	Vulcan Construction Materials LLC/Little Stone Gap	~	1.26	0.00	500.00	0.00
N/A	Valley	81403	Cochran's Lumber & Millwork Inc	~	1.22	0.00	500.00	0.00
N/A	Blue Ridge - Lynchburg	30892	Amthor International	~	1.21	0.00	500.00	0.00
N/A	Northern	40941	Virginia Concrete Company Inc - Spotsylvania	~	1.21	0.00	500.00	0.00
N/A	Valley	81607	Adams Construction Co - Lexington	~	1.21	0.00	500.00	0.00
N/A	Tidewater	61678	Rappahannock Concrete - Hampton Plant	~	1.20	0.00	500.00	0.00
N/A	Northern	40813	Superior Paving Corporation - Bellman Road	~	1.19	0.00	500.00	0.00
N/A	Valley	80076	Modine Manufacturing Co	~	1.18	0.00	500.00	0.00
N/A	Tidewater	60730	Sentara Leigh Hospital	~	1.17	0.00	500.00	0.00
N/A	Blue Ridge - Lynchburg	30897	Mottley Foils Inc	~	1.17	0.00	500.00	0.00
N/A	Northern	73938	Dominion at Fort Myer	~	1.16	0.00	500.00	0.00
N/A	Valley	81103	Blackrock Contracting Inc	~	1.15	0.00	500.00	0.00
N/A	Tidewater	61014	HRSD York River Sewage Treatment Plant	~	1.14	0.00	500.00	0.00
N/A	Southwest	11736	Baker's Construction & Excavation Company	~	1.13	0.00	500.00	0.00
N/A	Northern	73872	Northrop Grummon Systems Corporation	~	1.13	0.00	500.00	0.00
N/A	Northern	41083	Aquia Wastewater Treatment Plant	~	1.13	0.00	500.00	0.00
N/A	Northern	73213	Aggregate Industries MAR - Manassas	~	1.12	0.00	500.00	0.00
N/A	Tidewater	61142	Bauer Compressors	~	1.11	0.00	500.00	0.00
N/A	Piedmont	52204	Verizon Virginia Incorporated - Switching Facility	~	1.11	0.00	500.00	0.00
N/A	Southwest	11735	W-L Construction & Paving Inc	~	1.11	0.00	500.00	0.00
N/A	Southwest	11058	Federal Pacific Transformer	~	1.10	0.00	500.00	0.00
N/A	Southwest	11423	Light Milling Co. Inc. - Bulk Plant	~	1.10	0.00	500.00	0.00
N/A	Northern	70366	Essroc Ready Mix Corp - DBA Crider&Shockey-LBurg 2	~	1.10	0.00	500.00	0.00
N/A	Valley	81027	W-L Construction & Paving Inc - Clearbrook	~	1.09	0.00	500.00	0.00
N/A	Southwest	11005	Range Resources Pine Mtn Inc-Banner 2	~	1.09	0.00	500.00	0.00

Title V Emissions and Maintenance Fees by Billing Type

Billing Type	Region	REGIS	SITE NAME	REGULATED PLLT TOTAL (tpy)	BILLABLE PLLT TOTAL (tpy)	GROSS FEE (USD)	MAINTENANCE FEE (USD)	BILL FEE (USD)
N/A	Valley	81109	South River Stone LLC - Stuarts Draft	~	1.09	0.00	500.00	0.00
N/A	Tidewater	61334	Branscome - Portable 61334	~	1.09	0.00	500.00	0.00
N/A	Southwest	10193	Hinkle Contracting Co LLC-Ewing Stone	~	1.09	0.00	500.00	0.00
N/A	Northern	73341	VeriSign Incorporated Broad Run Facility2	~	1.08	0.00	500.00	0.00
N/A	Valley	81679	Weatherman-Collins Contracting LLC	~	1.08	0.00	500.00	0.00
N/A	Blue Ridge - Roanoke	21551	Auto Express	~	1.07	0.00	500.00	0.00
N/A	Piedmont	50802	Chester Ready Mix Concrete Plant	~	1.06	0.00	500.00	0.00
N/A	Northern	73706	UOSA - Flat Branch	~	1.06	0.00	500.00	0.00
N/A	Blue Ridge - Lynchburg	30869	Timken Company	~	1.05	0.00	500.00	0.00
N/A	Valley	81676	Charles W Barger & Son - Portable 81676	~	1.04	0.00	500.00	0.00
N/A	Valley	81294	Rockingham Asphalt Inc - Lexington	~	1.03	0.00	500.00	0.00
N/A	Piedmont	51284	Essex Concrete Corporation - Rockville	~	1.02	0.00	500.00	0.00
N/A	Valley	40034	Martin Marietta - Red Hill Quarry	~	1.02	0.00	500.00	0.00
N/A	Southwest	11639	Va Dept of Corrections- Grayson Co MSF	~	1.01	0.00	500.00	0.00
N/A	Northern	73292	The Condominiums at Woodburn	~	1.00	0.00	500.00	0.00
N/A	Northern	73978	Seven Skyline Place	~	0.98	0.00	500.00	0.00
N/A	Blue Ridge - Roanoke	21533	Adams Construction Company - Riverside Plant	~	0.98	0.00	500.00	0.00
N/A	Tidewater	61464	Lasting-Coastline Inc - Portable 61464	~	0.95	0.00	500.00	0.00
N/A	Tidewater	61070	Bayshore Concrete Products Corp. - Chesapeake	~	0.95	0.00	500.00	0.00
N/A	Blue Ridge - Lynchburg	30850	Boxley Materials Co - Piney River Plant	~	0.95	0.00	500.00	0.00
N/A	Northern	73316	Verizon Wireless - Chantilly	~	0.94	0.00	500.00	0.00
N/A	Blue Ridge - Roanoke	30356	Boxley Materials Company - Fieldale	~	0.92	0.00	500.00	0.00
N/A	Blue Ridge - Lynchburg	21550	Porters Properties Lynchburg LLC	~	0.92	0.00	500.00	0.00
N/A	Tidewater	61516	Atlantic Metrocast Inc - Portsmouth	~	0.92	0.00	500.00	0.00
N/A	Southwest	11609	Lawrence Brothers Inc	~	0.91	0.00	500.00	0.00
N/A	Southwest	10305	Cardinal Stone Co - Galax Quarry	~	0.91	0.00	500.00	0.00
N/A	Valley	40256	Luck Stone - Charlottesville Plant	~	0.91	0.00	500.00	0.00
N/A	Northern	71732	Lake Braddock Secondary School	~	0.89	0.00	500.00	0.00
N/A	Northern	73726	Verizon Plaza 1 and 2	~	0.89	0.00	500.00	0.00
N/A	Valley	80588	Red Bird Tire LLC	~	0.89	0.00	500.00	0.00
N/A	Southwest	10366	Mountain View Regional Medical Center - Wellmont	~	0.88	0.00	500.00	0.00
N/A	Northern	73825	Level 3 Communications, LLC	~	0.88	0.00	500.00	0.00
N/A	Northern	40822	VA. Department of Corrections- Coffeewood Center	~	0.87	0.00	500.00	0.00
N/A	Valley	80979	Cerro Fabricated Products LLC - Weyers Cave	~	0.87	0.00	500.00	0.00
N/A	Blue Ridge - Lynchburg	30881	Blackstone Town	~	0.85	0.00	500.00	0.00
N/A	Northern	40787	Har-Tru LLC	~	0.84	0.00	500.00	0.00
N/A	Valley	81665	Masonite Corporation - Winchester	~	0.84	0.00	500.00	0.00
N/A	Valley	40704	Charlottesville Albemarle SPCA	~	0.84	0.00	500.00	0.00
N/A	Tidewater	60825	Virginia Wesleyan College	~	0.84	0.00	500.00	0.00
N/A	Valley	81275	Agmark Intermodal Systems Inc	~	0.83	0.00	500.00	0.00
N/A	Valley	81585	Stillwater Woodworking	~	0.83	0.00	500.00	0.00
N/A	Southwest	11558	Austinville Limestone Co - 11558P	~	0.82	0.00	500.00	0.00
N/A	Northern	74081	VADATA, Inc. (IAD-73/74)	~	0.82	0.00	500.00	0.00
N/A	Southwest	11018	Red River Coal - prep plant	~	0.82	0.00	500.00	0.00



Title V Emissions and Maintenance Fees by Billing Type

Billing Type	Region	REGIS	SITE NAME	REGULATED PLLT TOTAL (tpy)	BILLABLE PLLT TOTAL (tpy)	GROSS FEE (USD)	MAINTENANCE FEE (USD)	BILL FEE (USD)
N/A	Valley	81704	Allied Concrete - Portable 81704	~	0.82	0.00	500.00	0.00
N/A	Piedmont	52197	S B Cox Ready Mix Incorporated - Anderson Hwy	~	0.82	0.00	500.00	0.00
N/A	Tidewater	60245	Lehigh Cement Company - Norfolk Terminal	~	0.82	0.00	500.00	0.00
N/A	Southwest	11308	A & G Coal Co Inc	~	0.81	0.00	500.00	0.00
N/A	Southwest	10892	Kennametal	~	0.81	0.00	500.00	0.00
N/A	Southwest	11763	Revelation Energy LLC - D-19 Pioneer #2	~	0.81	0.00	500.00	0.00
N/A	Tidewater	61541	HRSD - Atlantic Pressure Reducing Station	~	0.81	0.00	500.00	0.00
N/A	Piedmont	51065	Concrete Pipe and Precast LLC - Ashland Plant	~	0.79	0.00	500.00	0.00
N/A	Northern	73730	McConnell Public Safety and Trans Oper Ctr MTSTOC	~	0.79	0.00	500.00	0.00
N/A	Southwest	11361	U.S. Asphalt Inc	~	0.79	0.00	500.00	0.00
N/A	Northern	73283	Titan Virginia Ready Mix LLC Leesburg	~	0.79	0.00	500.00	0.00
N/A	Northern	73793	Verizon Virginia Inc - Lewinsville CO1 and 2	~	0.79	0.00	500.00	0.00
N/A	Northern	73963	Raytheon Sterling	~	0.78	0.00	500.00	0.00
N/A	Tidewater	61162	DOC - Deerfield Correctional Center	~	0.77	0.00	500.00	0.00
N/A	Tidewater	61345	Coastal Precast Systems - Chesapeake	~	0.77	0.00	500.00	0.00
N/A	Southwest	11680	General Engineering Co	~	0.77	0.00	500.00	0.00
N/A	Blue Ridge - Roanoke	20017	Radford University	~	0.76	0.00	500.00	0.00
N/A	Northern	70789	GBA Associates Limited Partnership	~	0.76	0.00	500.00	0.00
N/A	Southwest	11762	Revelation Energy LLC - D-15 Pioneer #1	~	0.76	0.00	500.00	0.00
N/A	Piedmont	52173	Corporate Office Properties LP	~	0.74	0.00	500.00	0.00
N/A	Southwest	11766	Revelation Energy LLC - D-16 Mavrick	~	0.74	0.00	500.00	0.00
N/A	Northern	73286	Nextel Sterling Lab VA-9	~	0.74	0.00	500.00	0.00
N/A	Tidewater	60133	General Foam Plastics Corporation	~	0.74	0.00	500.00	0.00
N/A	Northern	41058	Stafford Hospital	~	0.72	0.00	500.00	0.00
N/A	Southwest	11728	Paramont Coal Co VA LLC- Deep Mine 26	~	0.72	0.00	500.00	0.00
N/A	Piedmont	51288	Ready Mixed Concrete Company-Midlothian	~	0.71	0.00	500.00	0.00
N/A	Valley	81720	Keystone Transportation Solutions	~	0.71	0.00	500.00	0.00
N/A	Blue Ridge - Roanoke	21427	J & J Asphalt Inc	~	0.70	0.00	500.00	0.00
N/A	Northern	74063	VADATA, Inc. (IAD-51, IAD-56, IAD-88 & IAD-89)	~	0.70	0.00	500.00	0.00
N/A	Blue Ridge - Roanoke	21515	Boxley Materials Company - Blue Ridge	~	0.70	0.00	500.00	0.00
N/A	Blue Ridge - Lynchburg	31019	Eastern Panel Mfg Inc	~	0.69	0.00	500.00	0.00
N/A	Northern	73984	Virginia Concrete Company Portable Cement Storage	~	0.69	0.00	500.00	0.00
N/A	Northern	74034	Titan Virginia Ready Mix Limited Liability Corp	~	0.69	0.00	500.00	0.00
N/A	Southwest	11599	American Wood Fibers	~	0.68	0.00	500.00	0.00
N/A	Blue Ridge - Roanoke	20484	ACCO Stone Quarry	~	0.67	0.00	500.00	0.00
N/A	Southwest	11690	Paramont Coal Co Va LLC-NEW Deep Mine 41	~	0.67	0.00	500.00	0.00
N/A	Southwest	11172	McClure Concrete Materials LLC	~	0.66	0.00	500.00	0.00
N/A	Valley	80264	Valley Fertilizer & Chemical Co Inc	~	0.66	0.00	500.00	0.00
N/A	Northern	71858	George Mason University - Arlington Campus	~	0.65	0.00	500.00	0.00
N/A	Southwest	10766	Hills Coal Company	~	0.65	0.00	500.00	0.00
N/A	Southwest	10942	Oak Hill Academy	~	0.64	0.00	500.00	0.00
N/A	Valley	80753	Shockey Precast Group - Winchester Facility	~	0.64	0.00	500.00	0.00
N/A	Piedmont	52218	GlaxoSmithKline	~	0.63	0.00	500.00	0.00
N/A	Tidewater	61422	Waterway Materials LLC - Portable 61422	~	0.63	0.00	500.00	0.00

Title V Emissions and Maintenance Fees by Billing Type

Billing Type	Region	REGIS	SITE NAME	REGULATED PLLT TOTAL (tpy)	BILLABLE PLLT TOTAL (tpy)	GROSS FEE (USD)	MAINTENANCE FEE (USD)	BILL FEE (USD)
N/A	Northern	71902	Titan Virginia Ready-Mix LLC	~	0.63	0.00	500.00	0.00
N/A	Northern	73569	City of Manassas - Portable Genset 1	~	0.63	0.00	500.00	0.00
N/A	Blue Ridge - Roanoke	21361	Boxley Materials - Rich Patch	~	0.63	0.00	500.00	0.00
N/A	Southwest	11688	Clark Welding Service	~	0.62	0.00	500.00	0.00
N/A	Tidewater	61337	Raytheon Company - Norfolk Depot	~	0.62	0.00	500.00	0.00
N/A	Tidewater	61266	CAPITAL CONCRETE INC-Chesapeake	~	0.62	0.00	500.00	0.00
N/A	Northern	73282	UOSA - Cub Run	~	0.61	0.00	500.00	0.00
N/A	Blue Ridge - Roanoke	21484	BASCOR@Univar USA Inc - SVE System	~	0.60	0.00	500.00	0.00
N/A	Southwest	11398	Stewart Furniture Design Inc	~	0.60	0.00	500.00	0.00
N/A	Northern	70397	Mount Vernon High School	~	0.59	0.00	500.00	0.00
N/A	Tidewater	61669	Beach Marine Services Inc	~	0.59	0.00	500.00	0.00
N/A	Northern	73567	Digital Reston LLC	~	0.59	0.00	500.00	0.00
N/A	Southwest	11488	Wolf Hills Fabricators Inc	~	0.59	0.00	500.00	0.00
N/A	Southwest	10290	Aggregates USA LLC -Abingdon Quarry	~	0.58	0.00	500.00	0.00
N/A	Northern	41082	Smith Lake Water Treatment Plant	~	0.58	0.00	500.00	0.00
N/A	Valley	81534	Stuart M Perry Inc - Lime Pelletizing Plant	~	0.57	0.00	500.00	0.00
N/A	Southwest	10556	General Engineering Company	~	0.57	0.00	500.00	0.00
N/A	Tidewater	61686	Vulcan Construction Materials LLC - Portsmouth Yard	~	0.56	0.00	500.00	0.00
N/A	Northern	70026	Arlington County Water Pollution Control Facility	~	0.56	0.00	500.00	0.00
N/A	Northern	73203	Fairfax Memorial Funeral Home, L.L.C.	~	0.56	0.00	500.00	0.00
N/A	Valley	81715	Lewin Asphalt Inc - Portable 81715	~	0.56	0.00	500.00	0.00
N/A	Southwest	10697	Daher-TLI	~	0.55	0.00	500.00	0.00
N/A	Southwest	10450	Emory & Henry College	~	0.55	0.00	500.00	0.00
N/A	Northern	73717	BIT Investment Fifty Five, LLC	~	0.55	0.00	500.00	0.00
N/A	Valley	81619	W-L Construction & Paving Inc - Portable 81619	~	0.54	0.00	500.00	0.00
N/A	Blue Ridge - Lynchburg	30694	Schrader Bridgeport International Inc	~	0.54	0.00	500.00	0.00
N/A	Tidewater	60200	Allied Concrete Products LLC - MP	~	0.54	0.00	500.00	0.00
N/A	Valley	81609	Anthem CDC 3	~	0.54	0.00	500.00	0.00
N/A	Tidewater	60726	Unifirst Corporation	~	0.53	0.00	500.00	0.00
N/A	Southwest	10494	Wythe County Public Schools/Fort Chiswell High Sch	~	0.53	0.00	500.00	0.00
N/A	Blue Ridge - Roanoke	30792	Chesapeake Custom Chemical Inc	~	0.53	0.00	500.00	0.00
N/A	Southwest	11042	Mountain Materials - Mouth of Wilson	~	0.52	0.00	500.00	0.00
N/A	Valley	81476	Essroc Ready Mix dba Crider & Shockey-Stephenson	~	0.52	0.00	500.00	0.00
N/A	Northern	73969	Tycon Towers I Investment LP	~	0.51	0.00	500.00	0.00
N/A	Blue Ridge - Lynchburg	30023	Boxley Materials Company - Piney River Plant - 30023	~	0.51	0.00	500.00	0.00
N/A	Northern	73366	Chantilly Ready Mix Concrete Facility	~	0.51	0.00	500.00	0.00
N/A	Tidewater	61610	NOAA Wallops CDA Station	~	0.50	0.00	500.00	0.00
N/A	Piedmont	51287	United Fertilizer Technologies LLC	~	0.49	0.00	500.00	0.00
N/A	Tidewater	60843	NRHA-Grandy Park 608	~	0.49	0.00	500.00	0.00
N/A	Southwest	11416	Lakeside Ready Mix Inc. - Plant No 1	~	0.49	0.00	500.00	0.00
N/A	Northern	74021	BPG Management Company Limited Partnership	~	0.49	0.00	500.00	0.00
N/A	Northern	73854	RT Pacific Boulevard	~	0.48	0.00	500.00	0.00
N/A	Blue Ridge - Roanoke	21395	The Vista Corporation	~	0.48	0.00	500.00	0.00
N/A	Northern	73352	Fairfax Water - Fox Mill Pump Station	~	0.47	0.00	500.00	0.00

Title V Emissions and Maintenance Fees by Billing Type

Billing Type	Region	REGIS	SITE NAME	REGULATED PLLT TOTAL (tpy)	BILLABLE PLLT TOTAL (tpy)	GROSS FEE (USD)	MAINTENANCE FEE (USD)	BILL FEE (USD)
N/A	Southwest	11770	Paramont Coal Company Virginia LLC- Deep Mine 37	~	0.46	0.00	500.00	0.00
N/A	Valley	40184	Allied Concrete Company	~	0.45	0.00	500.00	0.00
N/A	Northern	73933	Spotsylvania County Public Safety Building	~	0.45	0.00	500.00	0.00
N/A	Northern	40831	Rowe Materials - Spotsylvania Plant	~	0.44	0.00	500.00	0.00
N/A	Northern	73229	City of Manassas WTP	~	0.44	0.00	500.00	0.00
N/A	Northern	73570	City of Manassas - Portable Genset 2	~	0.43	0.00	500.00	0.00
N/A	Southwest	11299	Bristol Sign Company Incorporated	~	0.43	0.00	500.00	0.00
N/A	Northern	73549	Liberty Property Trust	~	0.43	0.00	500.00	0.00
N/A	Tidewater	61326	Advex Corporation	~	0.43	0.00	500.00	0.00
N/A	Northern	73759	BAE Systems	~	0.42	0.00	500.00	0.00
N/A	Northern	73939	NeuStar Inc	~	0.41	0.00	500.00	0.00
N/A	Blue Ridge - Lynchburg	30358	Boxley Materials Company - Lawyers Road Plant	~	0.41	0.00	500.00	0.00
N/A	Southwest	11200	Electro Finishing Services	~	0.40	0.00	500.00	0.00
N/A	Northern	73771	Little Falls Run Wastewater Treatment Facility	~	0.40	0.00	500.00	0.00
N/A	Tidewater	61553	Tecnico Corporation	~	0.40	0.00	500.00	0.00
N/A	Valley	81584	Fox Run Farms LLC - Sisyphian	~	0.39	0.00	500.00	0.00
N/A	Northern	73745	Accotink Pumping Station	~	0.39	0.00	500.00	0.00
N/A	Tidewater	61325	Norfolk Oil Transit Incorporated	~	0.39	0.00	500.00	0.00
N/A	Northern	73303	Verizon Virginia Incorporated - Moore Road	~	0.39	0.00	500.00	0.00
N/A	Valley	81611	Town of Elkton	~	0.38	0.00	500.00	0.00
N/A	Piedmont	40795	Essex Concrete Corporation - Tappahannock	~	0.38	0.00	500.00	0.00
N/A	Valley	80208	Mundy Stone Company - Broadway	~	0.38	0.00	500.00	0.00
N/A	Valley	81675	Amandas Redi Mix LLC - Plant #2	~	0.38	0.00	500.00	0.00
N/A	Tidewater	60915	Roanoke Cement Company c/o Titan America LLC	~	0.37	0.00	500.00	0.00
N/A	Southwest	11405	Mountain Materials - Glade Stone Plant	~	0.36	0.00	500.00	0.00
N/A	Southwest	10282	Jessee Stone Co - Quarry	~	0.36	0.00	500.00	0.00
N/A	Northern	71973	Atlantic Contracting and Material Co Inc	~	0.36	0.00	500.00	0.00
N/A	Northern	73369	New Dominion Technology Park II LLC	~	0.36	0.00	500.00	0.00
N/A	Piedmont	51173	Dominion - Innsbrook	~	0.35	0.00	500.00	0.00
N/A	Northern	73765	CACI International Incorporated	~	0.35	0.00	500.00	0.00
N/A	Southwest	11529	Paramont Coal Company Virginia LLC	~	0.35	0.00	500.00	0.00
N/A	Southwest	11527	McClure Concrete - 11527P	~	0.35	0.00	500.00	0.00
N/A	Northern	73953	Lees Hill II	~	0.35	0.00	500.00	0.00
N/A	Valley	81343	Central Tire Corporation	~	0.34	0.00	500.00	0.00
N/A	Northern	74080	IAD-61	~	0.34	0.00	500.00	0.00
N/A	Piedmont	52215	S B Cox - Doswell	~	0.34	0.00	500.00	0.00
N/A	Southwest	11449	Adams Construction Co - Grayson Asphalt Plant	~	0.33	0.00	500.00	0.00
N/A	Tidewater	60999	US Postal Service - Church Station	~	0.33	0.00	500.00	0.00
N/A	Tidewater	61079	Bi-Metal Recycling LLC	~	0.33	0.00	500.00	0.00
N/A	Tidewater	60991	Plasser American Corporation	~	0.33	0.00	500.00	0.00
N/A	Northern	40990	Chenault Veterinary Service	~	0.32	0.00	500.00	0.00
N/A	Northern	73816	TRANSFLO Terminal Service - Fredericksburg	~	0.32	0.00	500.00	0.00
N/A	Valley	81446	Coatings USA LLC	~	0.32	0.00	500.00	0.00
N/A	Northern	73368	New Dominion Technology Park LLC	~	0.32	0.00	500.00	0.00

Title V Emissions and Maintenance Fees by Billing Type

Billing Type	Region	REGIS	SITE NAME	REGULATED PLLT TOTAL (tpy)	BILLABLE PLLT TOTAL (tpy)	GROSS FEE (USD)	MAINTENANCE FEE (USD)	BILL FEE (USD)
N/A	Valley	80794	Staunton Lime Company	~	0.32	0.00	500.00	0.00
N/A	Valley	81666	Houff's Feed & Fertilizer Co Inc - Seed Division	~	0.32	0.00	500.00	0.00
N/A	Southwest	11682	Triple B Stone	~	0.32	0.00	500.00	0.00
N/A	Blue Ridge - Roanoke	30856	Rockydale Quarries - Jacks Mountain Quarry	~	0.31	0.00	500.00	0.00
N/A	Valley	81259	Winchester Electric Service Inc	~	0.31	0.00	500.00	0.00
N/A	Northern	73980	Vornado Charles E Smith	~	0.31	0.00	500.00	0.00
N/A	Piedmont	51092	Phoenix Recycling	~	0.31	0.00	500.00	0.00
N/A	Northern	73671	Basham Simms Wastewater Facility	~	0.31	0.00	500.00	0.00
N/A	Valley	80325	Stuart M Perry Inc - Crushers	~	0.30	0.00	500.00	0.00
N/A	Piedmont	40796	Lake Packing Company Inc	~	0.30	0.00	500.00	0.00
N/A	Southwest	10988	McClure Concrete Co. Inc. - Oakwood	~	0.30	0.00	500.00	0.00
N/A	Piedmont	51312	Metl Span a division of NCI Group Incorporated	~	0.30	0.00	500.00	0.00
N/A	Blue Ridge - Roanoke	31022	Mehler Engineered Products Inc	~	0.29	0.00	500.00	0.00
N/A	Piedmont	40762	Rappahannock Concrete Saluda	~	0.29	0.00	500.00	0.00
N/A	Blue Ridge - Roanoke	21021	Industrial Apparatus Repair	~	0.29	0.00	500.00	0.00
N/A	Valley	81245	Allied Ready Mix Co - Portable 81245	~	0.29	0.00	500.00	0.00
N/A	Southwest	10555	Boxley Concrete Products of VA Inc -Wytheville	~	0.29	0.00	500.00	0.00
N/A	Valley	81093	Shenandoah Stone	~	0.29	0.00	500.00	0.00
N/A	Southwest	10682	McClure Concrete Materials LLC	~	0.29	0.00	500.00	0.00
N/A	Southwest	10947	Lee Regional Medical Center	~	0.29	0.00	500.00	0.00
N/A	Valley	81678	Perry Engineering Company Inc - Portable 81678	~	0.28	0.00	500.00	0.00
N/A	Valley	80327	Essroc Ready Mix dba Crider & Shockey-Riverton	~	0.28	0.00	500.00	0.00
N/A	Piedmont	52039	Perdue Foods LLC Mid Atlantic Replenishment Center	~	0.27	0.00	500.00	0.00
N/A	Northern	73819	Cricket Communications	~	0.27	0.00	500.00	0.00
N/A	Valley	81549	Echostar Broadcasting Corp - Quicksburg	~	0.27	0.00	500.00	0.00
N/A	Northern	74007	Remington Mulch	~	0.27	0.00	500.00	0.00
N/A	Southwest	11138	F & M Construction Corporation/Quarry	~	0.27	0.00	500.00	0.00
N/A	Blue Ridge - Roanoke	21555	Marshalls Sandblasting and Painting	~	0.27	0.00	500.00	0.00
N/A	Piedmont	51959	Flat Rock Ready Mix Concrete Plant	~	0.27	0.00	500.00	0.00
N/A	Valley	81340	Acres Sand & Stone LLC	~	0.26	0.00	500.00	0.00
N/A	Northern	41043	Allied Concrete Company - Luck Stone Rd Louisa	~	0.26	0.00	500.00	0.00
N/A	Northern	40144	Aggregate Industries MAR - Falmouth	~	0.26	0.00	500.00	0.00
N/A	Southwest	11355	McClure Concrete Materials LLC	~	0.26	0.00	500.00	0.00
N/A	Northern	73817	Virtustream	~	0.26	0.00	500.00	0.00
N/A	Northern	71923	Superior Concrete	~	0.25	0.00	500.00	0.00
N/A	Southwest	11415	Rogers Group Inc Russell County Quarry	~	0.25	0.00	500.00	0.00
N/A	Tidewater	61539	Commercial Ready Mix Products Inc - Portable 61539	~	0.24	0.00	500.00	0.00
N/A	Southwest	11742	Mountain Fuels Inc Portable	~	0.24	0.00	500.00	0.00
N/A	Southwest	10924	CWW Conveyor Systems LLC	~	0.24	0.00	500.00	0.00
N/A	Valley	81636	Creative Urethanes Inc - Winchester	~	0.24	0.00	500.00	0.00
N/A	Southwest	11435	Salem Stone - 11435P	~	0.23	0.00	500.00	0.00
N/A	Northern	74004	Public Broadcasting Services	~	0.23	0.00	500.00	0.00
N/A	Blue Ridge - Lynchburg	30146	Chandler Concrete of Virginia Inc - Danville	~	0.23	0.00	500.00	0.00
N/A	Valley	81337	Valley Precision Inc	~	0.23	0.00	500.00	0.00

Title V Emissions and Maintenance Fees by Billing Type

Billing Type	Region	REGIS	SITE NAME	REGULATED PLLT TOTAL (tpy)	BILLABLE PLLT TOTAL (tpy)	GROSS FEE (USD)	MAINTENANCE FEE (USD)	BILL FEE (USD)
N/A	Blue Ridge - Roanoke	21518	Amandas Redi Mix	~	0.23	0.00	500.00	0.00
N/A	Valley	80471	Rockbridge Stone Products Inc	~	0.23	0.00	500.00	0.00
N/A	Valley	21578	Adams Construction Company	~	0.23	0.00	500.00	0.00
N/A	Northern	73956	Virginia American Water Prince William - Section 8	~	0.22	0.00	500.00	0.00
N/A	Tidewater	60892	Volvo Penta of the Americas LLC	~	0.22	0.00	500.00	0.00
N/A	Blue Ridge - Roanoke	20457	Rockydale Quarries - Starkey Lime Plant	~	0.21	0.00	500.00	0.00
N/A	Northern	73965	Virginia American Water Prince William - Section 1	~	0.21	0.00	500.00	0.00
N/A	Tidewater	61398	Craft Machine Works Incorporated - 48th Street	~	0.21	0.00	500.00	0.00
N/A	Southwest	11439	AT&T Mobility - Lebanon Call Center	~	0.20	0.00	500.00	0.00
N/A	Blue Ridge - Lynchburg	32070	Filtration Specialties Incorporated	~	0.20	0.00	500.00	0.00
N/A	Valley	80659	Fenco Inc	~	0.20	0.00	500.00	0.00
N/A	Piedmont	51271	Mechanicsville Concrete LLC - Airport Ready Mix	~	0.20	0.00	500.00	0.00
N/A	Valley	81040	The Frazier Quarry Inc - Elkton Quarry	~	0.20	0.00	500.00	0.00
N/A	Valley	81440	Wilson Ready Mix LLC - Charlottesville	~	0.20	0.00	500.00	0.00
N/A	Tidewater	61429	Power Mechanical Incorporated - Portable 61429	~	0.20	0.00	500.00	0.00
N/A	Piedmont	52335	E I DuPont de Nemours and Co - HMT Pilot Plant	~	0.19	0.00	500.00	0.00
N/A	Northern	73698	South of Market	~	0.19	0.00	500.00	0.00
N/A	Southwest	11687	Lakeside Ready Mix Inc - Plant No 2	~	0.19	0.00	500.00	0.00
N/A	Northern	70125	Virginia Concrete Company Inc Shirlington	~	0.18	0.00	500.00	0.00
N/A	Northern	71802	Virginia Concrete Company Inc - Centreville	~	0.18	0.00	500.00	0.00
N/A	Northern	71897	Titan Virginia Ready-Mix LLC	~	0.18	0.00	500.00	0.00
N/A	Piedmont	52469	Commercial Ready Mix Products Inc - Portable 52469	~	0.18	0.00	500.00	0.00
N/A	Piedmont	50399	Vulcan Construction Materials LLC - Springfield	~	0.18	0.00	500.00	0.00
N/A	Valley	81698	Mundy Stone Corporation - Portable 81698	~	0.18	0.00	500.00	0.00
N/A	Southwest	11092	Red River Coal - stoker	~	0.18	0.00	500.00	0.00
N/A	Piedmont	51204	Kings Dominion	~	0.18	0.00	500.00	0.00
N/A	Valley	81661	Charlottesville Stone Company - Charlottesville	~	0.18	0.00	500.00	0.00
N/A	Northern	71899	Virginia Concrete Company Inc - Leesburg	~	0.17	0.00	500.00	0.00
N/A	Northern	40206	C. R. BUTLER - CONCRETE PLANT	~	0.17	0.00	500.00	0.00
N/A	Valley	81004	Transit Mixed Concrete Corporation	~	0.17	0.00	500.00	0.00
N/A	Piedmont	51313	Essex Concrete Corporation - Doswell Plant	~	0.17	0.00	500.00	0.00
N/A	Blue Ridge - Roanoke	81608	Acco Stone Quarry - Portable 81608	~	0.16	0.00	500.00	0.00
N/A	Northern	40758	Virginia Concrete Company Inc - Stafford	~	0.16	0.00	500.00	0.00
N/A	Northern	73944	Essroc Ready Mix Corporation	~	0.16	0.00	500.00	0.00
N/A	Northern	73693	A T and T Oakton	~	0.16	0.00	500.00	0.00
N/A	Blue Ridge - Roanoke	20545	Big Spring Mills	~	0.16	0.00	500.00	0.00
N/A	Southwest	11122	Roanoke Cement CoLLC(Bristol Cement Terminal)	~	0.15	0.00	500.00	0.00
N/A	Northern	70127	Virginia Concrete Company Inc Dulles	~	0.15	0.00	500.00	0.00
N/A	Northern	73979	Vornado Charles E Smith	~	0.15	0.00	500.00	0.00
N/A	Northern	40957	U. S. Greenfiber, LLC.	~	0.15	0.00	500.00	0.00
N/A	Tidewater	60754	Nansemond Pre-Cast Concrete Company Inc	~	0.15	0.00	500.00	0.00
N/A	Southwest	11238	American Concrete Group LLC- Plant # 1	~	0.14	0.00	500.00	0.00
N/A	Southwest	11658	Mayville Engineering Company	~	0.14	0.00	500.00	0.00
N/A	Southwest	10395	Pounding Mill Quarry Corporation/Rocky Gap Plant	~	0.13	0.00	500.00	0.00

Title V Emissions and Maintenance Fees by Billing Type

Billing Type	Region	REGIS	SITE NAME	REGULATED PLLT TOTAL (tpy)	BILLABLE PLLT TOTAL (tpy)	GROSS FEE (USD)	MAINTENANCE FEE (USD)	BILL FEE (USD)
N/A	Blue Ridge - Roanoke	21248	Adams Construction Co - CMI Drum Plant	~	0.13	0.00	500.00	0.00
N/A	Southwest	11565	C&J Well Services	~	0.13	0.00	500.00	0.00
N/A	Blue Ridge - Lynchburg	30813	D-Scan Furniture dba TVILUM	~	0.13	0.00	500.00	0.00
N/A	Southwest	11493	Town of Richlands- Water Treatment Facility	~	0.13	0.00	500.00	0.00
N/A	Southwest	11511	Mountain Materials -Glade Stone Plant	~	0.13	0.00	500.00	0.00
N/A	Northern	40892	Kaeser Compressors, Inc.	~	0.12	0.00	500.00	0.00
N/A	Northern	73767	Verizon Virginia Falls Church CO	~	0.12	0.00	500.00	0.00
N/A	Tidewater	61523	Dominion Enterprises	~	0.12	0.00	500.00	0.00
N/A	Valley	81688	Allied Concrete Co - Portable 81688	~	0.12	0.00	500.00	0.00
N/A	Northern	73813	Northrop Grumman Services Corporation - Fairlakes	~	0.12	0.00	500.00	0.00
N/A	Southwest	11026	East River Metals Incorporated	~	0.12	0.00	500.00	0.00
N/A	Southwest	11611	Range Resources Pine Mtn - Wampler Ridge 5	~	0.12	0.00	500.00	0.00
N/A	Southwest	10785	Salem Stone Corporation	~	0.12	0.00	500.00	0.00
N/A	Southwest	11060	Coal Fillers Incorporated	~	0.11	0.00	500.00	0.00
N/A	Southwest	10763	Carter Machinery/Norton Facility	~	0.10	0.00	500.00	0.00
N/A	Southwest	11161	F & R Electric Inc - Rt 19-460	~	0.10	0.00	500.00	0.00
N/A	Southwest	11531	McClure Concrete - 11531P	~	0.10	0.00	500.00	0.00
N/A	Piedmont	51257	Essex Concrete Corporation - Petersburg	~	0.10	0.00	500.00	0.00
N/A	Tidewater	61682	Harding Safety USA Inc	~	0.10	0.00	500.00	0.00
N/A	Tidewater	60145	Commercial Ready Mix Chesapeake Plant	~	0.10	0.00	500.00	0.00
N/A	Blue Ridge - Lynchburg	30445	Chandler Concrete of Virginia Inc - Altavista	~	0.10	0.00	500.00	0.00
N/A	Blue Ridge - Lynchburg	30770	Finly Corporation	~	0.10	0.00	500.00	0.00
N/A	Southwest	11375	Range Resources Pine Mtn Inc-Nancy Station 1	~	0.10	0.00	500.00	0.00
N/A	Southwest	10827	Twin County Concrete Inc	~	0.09	0.00	500.00	0.00
N/A	Southwest	11595	McClure Concrete Products Inc- Lebanon Concrete	~	0.09	0.00	500.00	0.00
N/A	Northern	40887	Spotsylvania Co Water Treatment-Ni River	~	0.09	0.00	500.00	0.00
N/A	Valley	81548	GUS LLC- Buttermilk	~	0.09	0.00	500.00	0.00
N/A	Northern	40883	Warrenton Sewage Treatment Plant	~	0.09	0.00	500.00	0.00
N/A	Piedmont	52353	Helena Chemical Company - Portable 52353	~	0.09	0.00	500.00	0.00
N/A	Valley	81692	Furniture Medic by Ray and Tammie Rinaldo	~	0.08	0.00	500.00	0.00
N/A	Tidewater	61438	Branscome Inc - Portable 61438	~	0.08	0.00	500.00	0.00
N/A	Northern	41063	Allied Concrete - Braggs Corner Plant	~	0.08	0.00	500.00	0.00
N/A	Northern	71740	Prince William County Animal Shelter	~	0.08	0.00	500.00	0.00
N/A	Southwest	11443	W-L Construction - 11443P	~	0.07	0.00	500.00	0.00
N/A	Tidewater	61466	Virginia Beach City - Convention Center	~	0.07	0.00	500.00	0.00
N/A	Tidewater	61117	US Navy - Supervise Shipbuilding Conv and Rep	~	0.07	0.00	500.00	0.00
N/A	Valley	81287	Bardon Inc dba Aggregate Industries - Front Royal	~	0.07	0.00	500.00	0.00
N/A	Northern	70423	Wilton Woods Center	~	0.07	0.00	500.00	0.00
N/A	Valley	80934	Rockingham Redi-Mix Inc - Garber Church Road	~	0.07	0.00	500.00	0.00
N/A	Southwest	10058	Hapco/Division of Kearney National Incorporated	~	0.07	0.00	500.00	0.00
N/A	Valley	80005	The Frazier Quarry Inc - Waterman Quarry	~	0.07	0.00	500.00	0.00
N/A	Northern	40786	Essroc Ready Mix Corp. - Bealeton	~	0.07	0.00	500.00	0.00
N/A	Piedmont	40897	Loving Gardens Pet Cemetery	~	0.06	0.00	500.00	0.00
N/A	Piedmont	50952	San-J International	~	0.06	0.00	500.00	0.00

Title V Emissions and Maintenance Fees by Billing Type

Billing Type	Region	REGIS	SITE NAME	REGULATED PLLT TOTAL (tpy)	BILLABLE PLLT TOTAL (tpy)	GROSS FEE (USD)	MAINTENANCE FEE (USD)	BILL FEE (USD)
N/A	Valley	81361	Stuart M Perry Inc Portable 81361	~	0.06	0.00	500.00	0.00
N/A	Tidewater	61055	Vulcan Construction Materials LP	~	0.06	0.00	500.00	0.00
N/A	Southwest	11584	Blue Ridge Concrete Products Inc - Hillsville	~	0.06	0.00	500.00	0.00
N/A	Tidewater	61566	SeaGate Terminals LLC	~	0.06	0.00	500.00	0.00
N/A	Southwest	11760	WL Construction & Paving Inc	~	0.05	0.00	500.00	0.00
N/A	Piedmont	50943	Vulcan Construction Materials LLC - Goodes Street	~	0.05	0.00	500.00	0.00
N/A	Northern	70133	Virginia Concrete Company Inc Falls Church	~	0.05	0.00	500.00	0.00
N/A	Piedmont	40931	C. W. Davis Asphalt Division	~	0.05	0.00	500.00	0.00
N/A	Tidewater	61074	Commercial Ready Mix Products Inc - Franklin	~	0.05	0.00	500.00	0.00
N/A	Piedmont	52467	Altria Compounds LLC	~	0.05	0.00	500.00	0.00
N/A	Northern	41049	American Stone Virginia LLC	~	0.05	0.00	500.00	0.00
N/A	Northern	72298	Cremation Society of Virginia	~	0.05	0.00	500.00	0.00
N/A	Valley	81369	Essroc Ready Mix Corp dba Crider and Shockey-Stras	~	0.05	0.00	500.00	0.00
N/A	Valley	81304	Anchor Concrete Products - Winchester	~	0.05	0.00	500.00	0.00
N/A	Piedmont	52541	Lehigh Cement Company Limited Liability Company	~	0.04	0.00	500.00	0.00
N/A	Southwest	11128	Lakeside Ready Mix, Inc. - Plant No 3	~	0.04	0.00	500.00	0.00
N/A	Northern	41072	Blue Ridge Animal Hospital	~	0.04	0.00	500.00	0.00
N/A	Southwest	11121	Hills Coal Company/Coal Yard	~	0.04	0.00	500.00	0.00
N/A	Valley	81724	Dynamic Aviation Group, Inc.	~	0.04	0.00	500.00	0.00
N/A	Tidewater	61494	Virginia Beach Marble	~	0.04	0.00	500.00	0.00
N/A	Southwest	10635	Core Health and Fitness	~	0.03	0.00	500.00	0.00
N/A	Blue Ridge - Roanoke	20031	Adams Construction Co - Rockydale	~	0.03	0.00	500.00	0.00
N/A	Southwest	11782	Highland Stone Company LLC	~	0.03	0.00	500.00	0.00
N/A	Tidewater	81582	Select Recycling Waste Service Inc-Portable 81582	~	0.03	0.00	500.00	0.00
N/A	Southwest	11098	T R Huffman & Sons DBA VA-Carolina Concrete	~	0.02	0.00	500.00	0.00
N/A	Blue Ridge - Roanoke	21098	Concrete Specialties Inc.	~	0.02	0.00	500.00	0.00
N/A	Southwest	11657	West End Precast	~	0.02	0.00	500.00	0.00
N/A	Northern	73204	Virginia Concrete Company Inc - Gainesville	~	0.02	0.00	500.00	0.00
N/A	Northern	41054	SPCA - Fauquier	~	0.02	0.00	500.00	0.00
N/A	Southwest	11326	McClure Concrete Materials LLC	~	0.02	0.00	500.00	0.00
N/A	Southwest	11259	Vansant Lumber Company Incorporated	~	0.02	0.00	500.00	0.00
N/A	Piedmont	40810	Rappahannock Concrete Corporation - White Stone	~	0.02	0.00	500.00	0.00
N/A	Tidewater	61280	QVC Suffolk Inc	~	0.02	0.00	500.00	0.00
N/A	Northern	73790	VADATA Meg Three	~	0.02	0.00	500.00	0.00
N/A	Piedmont	40988	Hogg Funeral Home	~	0.01	0.00	500.00	0.00
N/A	Piedmont	51991	Ready Mixed Concrete	~	0.01	0.00	500.00	0.00
N/A	Tidewater	61543	Earthcore Industries LLC	~	0.01	0.00	500.00	0.00
N/A	Valley	81600	Wilson Ready Mix LLC	~	0.01	0.00	500.00	0.00
N/A	Northern	73964	Unisys Corporation	~	0.01	0.00	500.00	0.00
N/A	Blue Ridge - Roanoke	21530	Salem Stone - portable Metso screen	~	0.01	0.00	500.00	0.00
N/A	Blue Ridge - Lynchburg	30193	Boxley Materials Company - Mt Athos Plant - 30193	~	0.01	0.00	500.00	0.00
N/A	Valley	81555	T M Dellinger Trucking Inc - Portable 81555	~	0.01	0.00	500.00	0.00
N/A	Valley	80128	Superior Concrete Incorporated	~	0.01	0.00	500.00	0.00
N/A	Southwest	10407	Ready Mix USA LLC	~	0.01	0.00	500.00	0.00

Title V Emissions and Maintenance Fees by Billing Type

Billing Type	Region	REGIS	SITE NAME	REGULATED PLLT TOTAL (tpy)	BILLABLE PLLT TOTAL (tpy)	GROSS FEE (USD)	MAINTENANCE FEE (USD)	BILL FEE (USD)
N/A	Northern	40693	Titan Virginia Ready Mix LLC	~	0.01	0.00	500.00	0.00
N/A	Valley	81333	Roanoke Cement Co Transfer Facility	~	0.01	0.00	500.00	0.00
N/A	Valley	81696	Frederick County Customs LLC	~	0.01	0.00	500.00	0.00
N/A	Southwest	11368	Cremation Society of Virginia-Southwest	~	0.01	0.00	500.00	0.00
N/A	Valley	81545	Virginia Concrete Company Inc - Stephens City	~	0.01	0.00	500.00	0.00
N/A	Valley	81366	Carpers Wood Creations Inc	~	0.01	0.00	500.00	0.00
N/A	Valley	81329	Specialmade Goods and Services Incorporated	~	0.01	0.00	500.00	0.00
N/A	Valley	40977	Lake Monticello Service Company	~	0.01	0.00	500.00	0.00
N/A	Northern	73697	Metro Earthworks	~	0.01	0.00	500.00	0.00
N/A	Southwest	11236	G & B Processing LLC	~	0.01	0.00	500.00	0.00
N/A	Northern	40746	Rowe Materials - Stafford Plant	~	0.01	0.00	500.00	0.00
N/A	Valley	81610	Titan Virginia Ready-Mix LLC - Portable 81610	~	0.01	0.00	500.00	0.00
N/A	Piedmont	50959	Dinwiddie Ready Mix Concrete Plant	~	0.01	0.00	500.00	0.00
N/A	Northern	73144	Atlantic Contracting and Material Company	~	0.01	0.00	500.00	0.00
N/A	Northern	74010	Virginia Concrete Company - Portable 2	~	0.01	0.00	500.00	0.00
N/A	Northern	40954	Allied Concrete Company	~	0.01	0.00	500.00	0.00
N/A	Valley	81236	Construction Material Company	~	0.01	0.00	500.00	0.00
N/A	Northern	73212	Essroc Ready Mix Corp-DBA Crider+Shockey - LBurg2r	~	0.01	0.00	500.00	0.00
N/A	Southwest	11304	Salem Stone - 11304P	~	0.01	0.00	500.00	0.00
N/A	Tidewater	60078	Birdsong Peanut Company - Franklin	~	0.00	0.00	500.00	0.00
N/A	Tidewater	61533	Titan Virginia Ready Mix LLC - Suffolk	~	0.00	0.00	500.00	0.00
N/A	Valley	81539	Rockingham Redi-Mix Inc - Business Park Lane	~	0.00	0.00	500.00	0.00
N/A	Southwest	11137	Oak Hollow Woodworks Incorporated	~	0.00	0.00	500.00	0.00
N/A	Piedmont	52484	River Pools and Spas	~	0.00	0.00	500.00	0.00
N/A	Valley	81693	City of Harrisonburg - Portable 81693	~	0.00	0.00	500.00	0.00
N/A	Northern	40967	Newington Concrete	~	0.00	0.00	500.00	0.00
N/A	Southwest	10795	Twin Star Mining Inc	~	0.00	0.00	500.00	0.00
N/A	Southwest	11583	Abingdon Millwork Inc	~	0.00	0.00	500.00	0.00
N/A	Blue Ridge - Lynchburg	32047	Lynchburg Ready Mix Concrete Co Inc - Appomattox	~	0.00	0.00	500.00	0.00
N/A	Southwest	11646	Cat Coal Mining Inc - 11646P	~	0.00	0.00	500.00	0.00
N/A	Southwest	10538	Vaughan Bassett Furniture Co Inc Galax Warehous	~	0.00	0.00	500.00	0.00
N/A	Southwest	11518	Jewell Resources Corp.-Harold Keene Coal Co	~	0.00	0.00	500.00	0.00
N/A	Southwest	11655	C J Mahan Construction Co LLC	~	0.00	0.00	500.00	0.00
N/A	Blue Ridge - Roanoke	31016	Ronbuilt Corporation	~	0.00	0.00	500.00	0.00
N/A	Valley	81483	Titan Virginia Ready Mix LLC - Clear Brook	~	0.00	0.00	500.00	0.00
N/A	Piedmont	52548	Commonwealth Equipment - Portable 52548	~	0.00	0.00	500.00	0.00
N/A	Northern	74079	ASB Ashburn Data Center, LLC	~	0.00	0.00	500.00	0.00
N/A	Blue Ridge - Roanoke	20621	Construction Materials - Salem	~	0.00	0.00	500.00	0.00
N/A	Northern	40750	Vulcan Construction Materials Limited Partnership	~	0.00	0.00	500.00	0.00
N/A	Tidewater	60984	B and H Sales Corp - P 60984	~	0.00	0.00	500.00	0.00
N/A	Southwest	11417	CLA, Inc.	~	0.00	0.00	500.00	0.00
N/A	Valley	81721	ASI Constructors Inc - Portable 81721	~	0.00	0.00	500.00	0.00
N/A	Southwest	11617	AGC Flat Glass North America Inc	~	0.00	0.00	500.00	0.00
N/A	Valley	81325	Rockingham Redi-Mix Inc - Mt Sidney	~	0.00	0.00	500.00	0.00



Title V Emissions and Maintenance Fees by Billing Type

Billing Type	Region	REGIS	SITE NAME	REGULATED PLLT TOTAL (tpy)	BILLABLE PLLT TOTAL (tpy)	GROSS FEE (USD)	MAINTENANCE FEE (USD)	BILL FEE (USD)
N/A	Southwest	11144	A & G Coal Co	~	0.00	0.00	500.00	0.00
N/A	Southwest	11663	A & G Coal Corp-Ramsey Prep Plant	~	0.00	0.00	500.00	0.00
N/A	Piedmont	52554	A and A Paving Limited Liability Company	~	0.00	0.00	500.00	0.00
N/A	Southwest	11287	Adams Construction Co - 11287P	~	0.00	0.00	500.00	0.00
N/A	Piedmont	30020	Adams Construction Co - Edgerton Asphalt Plant	~	0.00	0.00	500.00	0.00
N/A	Blue Ridge - Lynchburg	30021	Adams Construction Co - Lawhorne Bros Paving Div	~	0.00	0.00	500.00	0.00
N/A	Blue Ridge - Roanoke	20735	Adams Construction Co - Newbern Plant	~	0.00	0.00	500.00	0.00
N/A	Blue Ridge - Roanoke	11534	Adams Construction Co - Port CMI Asphalt Plant	~	0.00	0.00	500.00	0.00
N/A	Southwest	11177	Adams Construction Co- 11177P	~	0.00	0.00	500.00	0.00
N/A	Blue Ridge - Roanoke	21580	Adams Construction Company - portable RAP plant 2	~	0.00	0.00	500.00	0.00
N/A	Northern	71869	Aggregate Industries-MAR-Manassas	~	0.00	0.00	500.00	0.00
N/A	Southwest	11218	Aggregates USA LLC - 11218P	~	0.00	0.00	500.00	0.00
N/A	Blue Ridge - Roanoke	21577	Amanda's Redi Mix LLC Plant #4	~	0.00	0.00	500.00	0.00
N/A	Southwest	11337	American Concrete Group LLC - 11337P	~	0.00	0.00	500.00	0.00
N/A	Blue Ridge - Lynchburg	30586	American Velvet Co	~	0.00	0.00	500.00	0.00
N/A	Blue Ridge - Lynchburg	32042	APAC Tennessee Incorporated - Memphis Division	~	0.00	0.00	500.00	0.00
N/A	Southwest	11294	Appalachian Rail System	~	0.00	0.00	500.00	0.00
N/A	Blue Ridge - Roanoke	20090	Ashland Distribution Company	~	0.00	0.00	500.00	0.00
N/A	Southwest	11556	Austinville Limestone Co - 11556P	~	0.00	0.00	500.00	0.00
N/A	Southwest	21482	Austinville Limestone Co Portable	~	0.00	0.00	500.00	0.00
N/A	Tidewater	61441	B and H Sales Corp. - previously portable	~	0.00	0.00	500.00	0.00
N/A	Valley	81102	Bardon Inc - Stephens City	~	0.00	0.00	500.00	0.00
N/A	Valley	80206	Belmont Quarry	~	0.00	0.00	500.00	0.00
N/A	Southwest	11729	Bizzack Construction LLC- Portable	~	0.00	0.00	500.00	0.00
N/A	Piedmont	52481	BleachTech LLC - Petersburg	~	0.00	0.00	500.00	0.00
N/A	Blue Ridge - Lynchburg	32086	Blue Ridge Railcar Repair	~	0.00	0.00	500.00	0.00
N/A	Blue Ridge - Lynchburg	30022	Boxley Materials Company - 30022	~	0.00	0.00	500.00	0.00
N/A	Blue Ridge - Lynchburg	30968	Boxley Materials Company - 30968	~	0.00	0.00	500.00	0.00
N/A	Blue Ridge - Lynchburg	30949	Boxley Materials Company - Piney River Plant - 30949	~	0.00	0.00	500.00	0.00
N/A	Northern	73994	Brandenburg Industrial Service Company	~	0.00	0.00	500.00	0.00
N/A	Tidewater	40777	Branscome Eastern Shore - Nassawadox	~	0.00	0.00	500.00	0.00
N/A	Valley	81654	Brydge Works LLC	~	0.00	0.00	500.00	0.00
N/A	Valley	80438	Campbell Lumber Company - Natural Bridge Station	~	0.00	0.00	500.00	0.00
N/A	Northern	40212	Cardinal Concrete-Warrenton	~	0.00	0.00	500.00	0.00
N/A	Southwest	11265	Cardinal Stone Co-Bear Creek-11265P	~	0.00	0.00	500.00	0.00
N/A	Southwest	11347	Cardinal Stone Co-Bear Creek-11347P	~	0.00	0.00	500.00	0.00
N/A	Southwest	11645	Cat Coal Mining Inc - 11645P	~	0.00	0.00	500.00	0.00
N/A	Northern	73936	CEMATRIX USA	~	0.00	0.00	500.00	0.00
N/A	Southwest	11090	Chandler Concrete	~	0.00	0.00	500.00	0.00
N/A	Blue Ridge - Lynchburg	21510	Chandler Concrete of Virginia Incorporated	~	0.00	0.00	500.00	0.00
N/A	Blue Ridge - Lynchburg	21538	ChemQuest Technology Ventures LLC	~	0.00	0.00	500.00	0.00
N/A	Northern	40930	Chemung Contracting Corporation Portable Concrete	~	0.00	0.00	500.00	0.00
N/A	Piedmont	52532	Cintas Corporation - Chester	~	0.00	0.00	500.00	0.00
N/A	Southwest	11684	Clintwood Elkhorn Mining LLC- Bee Branch	~	0.00	0.00	500.00	0.00

Title V Emissions and Maintenance Fees by Billing Type

Billing Type	Region	REGIS	SITE NAME	REGULATED PLLT TOTAL (tpy)	BILLABLE PLLT TOTAL (tpy)	GROSS FEE (USD)	MAINTENANCE FEE (USD)	BILL FEE (USD)
N/A	Southwest	10530	Coal Technology LLC	~	0.00	0.00	500.00	0.00
N/A	Southwest	11436	Cochran Industries - Wytheville	~	0.00	0.00	500.00	0.00
N/A	Piedmont	52285	ColorTree Group	~	0.00	0.00	500.00	0.00
N/A	Tidewater	61106	Commercial Ready Mix Products Inc - Suffolk	~	0.00	0.00	500.00	0.00
N/A	Piedmont	52462	Commonwealth Equipment - Portable 52462	~	0.00	0.00	500.00	0.00
N/A	Piedmont	52463	Commonwealth Equipment - Portable 52463	~	0.00	0.00	500.00	0.00
N/A	Valley	81713	Commonwealth Equipment Corporation - 81713	~	0.00	0.00	500.00	0.00
N/A	Piedmont	51242	Concrete Pipe and Precast LLC - Hanover Block Plnt	~	0.00	0.00	500.00	0.00
N/A	Blue Ridge - Roanoke	21469	Construction Materials Co - Floyd Batch Plant	~	0.00	0.00	500.00	0.00
N/A	Piedmont	51947	Custom Woodwork Inc	~	0.00	0.00	500.00	0.00
N/A	Valley	81668	D E Hawes Crushing & Recycling LLC	~	0.00	0.00	500.00	0.00
N/A	Blue Ridge - Lynchburg	32037	Danville City - Department of Utilities - 32037	~	0.00	0.00	500.00	0.00
N/A	Blue Ridge - Lynchburg	32038	Danville City - Department of Utilities - 32038	~	0.00	0.00	500.00	0.00
N/A	Blue Ridge - Lynchburg	32039	Danville City - Department of Utilities - 32039	~	0.00	0.00	500.00	0.00
N/A	Southwest	10903	E Dillon & Company/Plant 2	~	0.00	0.00	500.00	0.00
N/A	Tidewater	60026	E.W. Muller Contractor Incorporated	~	0.00	0.00	500.00	0.00
N/A	Blue Ridge - Lynchburg	30947	England Stove Works Inc	~	0.00	0.00	500.00	0.00
N/A	Southwest	11226	EQT Gathering LLC-Comp I2- 11226P	~	0.00	0.00	500.00	0.00
N/A	Northern	40637	Essroc Ready Mix Corp. - Marshall	~	0.00	0.00	500.00	0.00
N/A	Tidewater	61276	F S Lopke Contracting - Portable 61276	~	0.00	0.00	500.00	0.00
N/A	Tidewater	61655	Fairbanks Morse Engine	~	0.00	0.00	500.00	0.00
N/A	Tidewater	61352	Fairlead Precision Manufacturing and Integration	~	0.00	0.00	500.00	0.00
N/A	Blue Ridge - Roanoke	21591	Foot Levelers Incorporated	~	0.00	0.00	500.00	0.00
N/A	Piedmont	61290	FS Lopke Contracting Inc.-Portable	~	0.00	0.00	500.00	0.00
N/A	Northern	40817	Garrett Street Investments	~	0.00	0.00	500.00	0.00
N/A	Blue Ridge - Lynchburg	32024	H B Mellott Estate Incorporated	~	0.00	0.00	500.00	0.00
N/A	Piedmont	52483	Harnett Manufacturing Limited Liability Company	~	0.00	0.00	500.00	0.00
N/A	Tidewater	61507	Hi Way Paving Inc - Portable 61507	~	0.00	0.00	500.00	0.00
N/A	Southwest	10954	Hill Fuel Company Tipple # 2	~	0.00	0.00	500.00	0.00
N/A	Southwest	11450	Hinkle Contracting Co LLC - 11450P	~	0.00	0.00	500.00	0.00
N/A	Blue Ridge - Roanoke	30842	Hooker Furniture Corporation Panel Plant - 30842	~	0.00	0.00	500.00	0.00
N/A	Southwest	11631	Howard Concrete Pumping Co Inc	~	0.00	0.00	500.00	0.00
N/A	Blue Ridge - Lynchburg	30258	Imperial Processing Corporation	~	0.00	0.00	500.00	0.00
N/A	Blue Ridge - Lynchburg	30830	International Veneer	~	0.00	0.00	500.00	0.00
N/A	Blue Ridge - Lynchburg	30971	J&E Finishing Incorporated	~	0.00	0.00	500.00	0.00
N/A	Southwest	11540	Jewell Resources Corp-Harold Keene Coal Co	~	0.00	0.00	500.00	0.00
N/A	Blue Ridge - Lynchburg	21525	JW Demolition LLC	~	0.00	0.00	500.00	0.00
N/A	Piedmont	52528	KoochenVagners Brewing Co dba Stone Brewing Co RVA	~	0.00	0.00	500.00	0.00
N/A	Southwest	11567	Longview Finishing	~	0.00	0.00	500.00	0.00
N/A	Northern	40891	Lopke Quarries Incorporated	~	0.00	0.00	500.00	0.00
N/A	Valley	21472	LT 300HP Portable Crushing Plant	~	0.00	0.00	500.00	0.00
N/A	Northern	40784	Luck Stone - Louisa Plant	~	0.00	0.00	500.00	0.00
N/A	Southwest	11402	McClure Concrete Materials LLC	~	0.00	0.00	500.00	0.00
N/A	Piedmont	50383	Mechanicsville Concrete Inc - Puddledock Rd	~	0.00	0.00	500.00	0.00

Title V Emissions and Maintenance Fees by Billing Type

Billing Type	Region	REGIS	SITE NAME	REGULATED PLLT TOTAL (tpy)	BILLABLE PLLT TOTAL (tpy)	GROSS FEE (USD)	MAINTENANCE FEE (USD)	BILL FEE (USD)
N/A	Piedmont	52009	Mid Atlantic Materials Inc - Portable 52009	~	0.00	0.00	500.00	0.00
N/A	Piedmont	52047	Mid Atlantic Materials Inc-Hanover-Portable	~	0.00	0.00	500.00	0.00
N/A	Northern	72359	Mobile Plasma Energy Pyrolysis System	~	0.00	0.00	500.00	0.00
N/A	Southwest	11027	Mountain Materials -Saltville Stone	~	0.00	0.00	500.00	0.00
N/A	Southwest	11489	Mountain Materials- Mouth of Wilson - Portable	~	0.00	0.00	500.00	0.00
N/A	Southwest	11271	Mtn Energy Inc - 11271P	~	0.00	0.00	500.00	0.00
N/A	Southwest	10708	Mtn Top Timber Products LLC	~	0.00	0.00	500.00	0.00
N/A	Southwest	11506	New River Carbons of Virginia Inc	~	0.00	0.00	500.00	0.00
N/A	Valley	81722	Old Dominion Electric Cooperative-Monterey Diesel Generation Facility	~	0.00	0.00	500.00	0.00
N/A	Southwest	11223	Old Virginia Hand Hewn Log Homes Incorporated	~	0.00	0.00	500.00	0.00
N/A	Southwest	10102	Oldcastle Stone Products	~	0.00	0.00	500.00	0.00
N/A	Valley	81571	Pallet Recycling LLC - Portable 81571	~	0.00	0.00	500.00	0.00
N/A	Tidewater	40905	Pampa Concrete Co Inc - P 40905	~	0.00	0.00	500.00	0.00
N/A	Blue Ridge - Lynchburg	32087	Piedmont Asphalt LLC - 32087	~	0.00	0.00	500.00	0.00
N/A	Piedmont	52296	Powerhouse Equipment and Engineering Co Inc	~	0.00	0.00	500.00	0.00
N/A	Piedmont	52377	Powerscreen Mid Atlantic Inc - Portable 52377	~	0.00	0.00	500.00	0.00
N/A	Blue Ridge - Roanoke	21564	PPB Engineering	~	0.00	0.00	500.00	0.00
N/A	Piedmont	51048	Purgo Inc	~	0.00	0.00	500.00	0.00
N/A	Southwest	10906	Rapoca Energy Company	~	0.00	0.00	500.00	0.00
N/A	Southwest	11615	Reclaimed Resources	~	0.00	0.00	500.00	0.00
N/A	Southwest	11316	Red River Coal - 11316P	~	0.00	0.00	500.00	0.00
N/A	Southwest	11765	Revelation Energy LLC - Dominion Coal Corp 36	~	0.00	0.00	500.00	0.00
N/A	Southwest	11638	River Rock Recycling & Crushing LLC	~	0.00	0.00	500.00	0.00
N/A	Southwest	11513	Rock Mountain Quarry	~	0.00	0.00	500.00	0.00
N/A	Valley	81480	Rockbridge Stone Products Portable	~	0.00	0.00	500.00	0.00
N/A	Valley	81373	Rockbridge Stone Products Portable 81373	~	0.00	0.00	500.00	0.00
N/A	Valley	81436	Rockbridge Stone Products Portable 81436	~	0.00	0.00	500.00	0.00
N/A	Valley	81345	Rockbridge Stone Products-Portable 81345	~	0.00	0.00	500.00	0.00
N/A	Valley	81489	Rockbridge Stone Products-Portable 81489	~	0.00	0.00	500.00	0.00
N/A	Valley	81372	Rockingham Redi-Mix Inc - Concrete Plant	~	0.00	0.00	500.00	0.00
N/A	Blue Ridge - Roanoke	30893	Rockwood Specialties LLC dba Serenity Cabinets and Millwork	~	0.00	0.00	500.00	0.00
N/A	Valley	81689	Rockydale Quarries Corporation - Portable 81689	~	0.00	0.00	500.00	0.00
N/A	Valley	81703	Rockydale Quarries Corporation- Portable 81703	~	0.00	0.00	500.00	0.00
N/A	Piedmont	52546	S B Cox Ready Mix - Goochland (Lanier Ln)	~	0.00	0.00	500.00	0.00
N/A	Southwest	11067	Sand Mountain Sand Company	~	0.00	0.00	500.00	0.00
N/A	Tidewater	81575	Select Recycling Waste Service Inc-Portable 81575	~	0.00	0.00	500.00	0.00
N/A	Northern	40165	Shockey Precast Group	~	0.00	0.00	500.00	0.00
N/A	Piedmont	50728	SMM Southeast LLC - Richmond	~	0.00	0.00	500.00	0.00
N/A	Blue Ridge - Lynchburg	30912	Sonoco Products Company	~	0.00	0.00	500.00	0.00
N/A	Southwest	11604	South East Precast Concrete	~	0.00	0.00	500.00	0.00
N/A	Valley	80982	South River Stone LLC - Grottoes	~	0.00	0.00	500.00	0.00
N/A	Valley	81496	South River Stone LLC - Portable 81496	~	0.00	0.00	500.00	0.00
N/A	Blue Ridge - Lynchburg	51207	Southside Materials LLC - Chatham Quarry	~	0.00	0.00	500.00	0.00
N/A	Southwest	11328	SPX Flow US LLC	~	0.00	0.00	500.00	0.00

Title V Emissions and Maintenance Fees by Billing Type

Billing Type	Region	REGIS	SITE NAME	REGULATED PLLT TOTAL (tpy)	BILLABLE PLLT TOTAL (tpy)	GROSS FEE (USD)	MAINTENANCE FEE (USD)	BILL FEE (USD)
N/A	Valley	21473	ST 620 Portable Screen Plant	~	0.00	0.00	500.00	0.00
N/A	Valley	81039	Staunton Crossing	~	0.00	0.00	500.00	0.00
N/A	Valley	80326	Stuart M Perry Incorporated-Limestone	~	0.00	0.00	500.00	0.00
N/A	Northern	41040	Superior Paving Corp.	~	0.00	0.00	500.00	0.00
N/A	Southwest	11554	T & T Asphalt	~	0.00	0.00	500.00	0.00
N/A	Northern	73305	The Berg Corporation Komatsu Portable Crusher	~	0.00	0.00	500.00	0.00
N/A	Northern	73304	The Berg Corporation Pegson Portable Crusher	~	0.00	0.00	500.00	0.00
N/A	Northern	73306	The Berg Corporation Pioneer Portable Crusher	~	0.00	0.00	500.00	0.00
N/A	Northern	73287	The JBG Companies	~	0.00	0.00	500.00	0.00
N/A	Northern	73274	The Lane Construc. Corp. CMI/Johnson Ross 18562	~	0.00	0.00	500.00	0.00
N/A	Northern	73518	The Lane Construction Corporation	~	0.00	0.00	500.00	0.00
N/A	Tidewater	60007	Tidewater Community College - Portsmouth	~	0.00	0.00	500.00	0.00
N/A	Northern	73170	Time Warner Cable	~	0.00	0.00	500.00	0.00
N/A	Tidewater	60067	Titan Virginia Ready Mix LLC - Rip Rap	~	0.00	0.00	500.00	0.00
N/A	Tidewater	61034	Titan Virginia Ready Mix LLC - Skiffes Creek	~	0.00	0.00	500.00	0.00
N/A	Northern	40133	Titan Virginia Ready-Mix L.L.C.	~	0.00	0.00	500.00	0.00
N/A	Valley	81578	Titan Virginia Ready-Mix LLC - Front Royal	~	0.00	0.00	500.00	0.00
N/A	Blue Ridge - Roanoke	21146	TMD Friction Inc	~	0.00	0.00	500.00	0.00
N/A	Southwest	11616	Virginia City Enterprises Inc	~	0.00	0.00	500.00	0.00
N/A	Northern	40793	Virginia Paving Co - Fredericksburg - Div of Lane	~	0.00	0.00	500.00	0.00
N/A	Northern	40730	Virginia Paving Company - Stafford - Div of Lane	~	0.00	0.00	500.00	0.00
N/A	Tidewater	61075	Vulcan Construction Materials LLC - Gilmerton	~	0.00	0.00	500.00	0.00
N/A	Piedmont	30395	Vulcan Construction Materials LLC - Lawrenceville	~	0.00	0.00	500.00	0.00
N/A	Southwest	10999	W-L Construction & Paving Incorporated/Castlewood	~	0.00	0.00	500.00	0.00
N/A	Southwest	11043	W-L Construction - Speers Ferry Plant	~	0.00	0.00	500.00	0.00
N/A	Southwest	11425	W-L Construction- 11425P	~	0.00	0.00	500.00	0.00
N/A	Tidewater	61594	Willard Marine Inc	~	0.00	0.00	500.00	0.00
N/A	Tidewater	81583	Witchduck Development Inc - Portable 81583	~	0.00	0.00	500.00	0.00
TOTAL				~	5,274.95	220,660.49	542,000.00	0.00
AVERAGE				~	4.87	203.56	500.00	0.00
							Avg@\$50/hr	320.00